

729 Magnetic Tape Unit

**MASTER**

**IBM**® Parts Catalog

**729**

**ILLUSTRATED PARTS  
CATALOG**

**MAGNETIC TAPE UNIT  
729**

**15 NOVEMBER 1961**

**DATA PROCESSING DIVISION  
INTERNATIONAL BUSINESS MACHINES CORPORATION  
112 EAST POST ROAD, WHITE PLAINS, N. Y.**



**CONTENTS**

Heading	Page
<b>PART 1 INTRODUCTION</b>	
1.1 Scope . . . . .	vii
1.2 Group Assembly Parts List . . . . .	vii
1.2.1 Scope . . . . .	vii
1.2.2 List and Index Number Column . . . . .	vii
1.2.3 Part Number Column . . . . .	vii
1.2.4 Description Column . . . . .	vii
1.2.5 Units Per Assembly Column . . . . .	vii
1.2.6 Usable On Code Column . . . . .	vii
1.2.7 Usable On Code Table . . . . .	viii
1.3 Numerical Index . . . . .	viii
1.3.1 Scope . . . . .	viii
1.3.2 Part Number Column . . . . .	viii
1.3.3 List and Index Number Column . . . . .	viii
<b>PART 2 GROUP ASSEMBLY PARTS LIST</b>	
<b>SECTION I</b>	
List 1 MAGNETIC TAPE UNIT, FINAL ASSEMBLY . . . . .	1
List 2 Cover Group . . . . .	7
List 3 Front Door Assembly . . . . .	13
List 4 Rear Cover Assembly . . . . .	15
List 5 Safety Covers, Location Dwgs . . . . .	21
List 6 Tape Guide and Head Assembly . . . . .	23
List 7 Vacuum Switch Assembly . . . . .	27
List 8 Magnetic Tape Unit, Basic Assembly . . . . .	29
List 9 Switch and Indicator Panel Assembly . . . . .	37
List 10 Indicator Knob Assembly . . . . .	41
List 11 LH and RH Shielded Prolay Assembly . . . . .	41
List 12 Preamp Frame Assembly . . . . .	45
List 13 Maingate Assembly . . . . .	46

**CONTENTS (cont'd)**

Heading	Page
List 14 Neon Panel Assembly . . . . .	49
List 15 Power Transmitter Frame Assembly . . . . .	51
List 16 D. C. Relay Assembly . . . . .	53
List 17 Card Frame Assembly . . . . .	57
List 18 Card Gate Assembly . . . . .	59
List 19 Clutch Filter and Motor Control Assembly . . . . .	61
List 20 A. C. Connector Panel Housing Assembly . . . . .	65
List 21 A. C. Power Panel Assembly . . . . .	65
List 22 Summary Punch Receptacle Panel Assembly . . . . .	66
List 23 A. C. Panel Assembly . . . . .	69
List 24 Clutch Filter Box Assembly . . . . .	71
List 25 Prolay Control Assembly . . . . .	71
List 26 3 Phase Power Supply Frame Assembly . . . . .	73
List 27 7.5, 48, 62, and 140 Volt Supply Assembly . . . . .	75
List 28 6 and 12 Volt Supply Assembly . . . . .	79
List 29 Ferro Regulator Supply Assembly . . . . .	81
List 30 Power Supply Frame Assembly . . . . .	81
List 31 Plus or Minus 6, 12 Volt Supply Assembly . . . . .	85
List 32 Plus 140, Minus 7.5 Volt Supply Assembly . . . . .	85
List 33 Plus 62, Minus 48 Volt Supply Assembly . . . . .	89
List 34 Light Source Assembly . . . . .	91
List 35 A. C. Power Raceway Assembly . . . . .	91
List 36 Transport and Column Assembly . . . . .	93
List 37 Manifold Assembly . . . . .	95
List 38 LH and RH Vacuum Column and Door Assembly . . . . .	97
List 39 Tape Transport Assembly . . . . .	99
List 40 LH and RH Clutch Shaft Assembly . . . . .	105
List 41 Magnetic Powder Brake Assembly . . . . .	105
List 42 Cable and Jumper Assembly, Component Parts . . . . .	107

**SECTION II**

List 1 Two Channel Switching Assembly . . . . .	1
List 2 Cable and Jumper Assembly, Component Parts . . . . .	3

**PART 3 NUMERICAL INDEX**

## LIST OF ILLUSTRATIONS

Figure	Title	Page
<b>SECTION I</b>		
1	Magnetic Tape Unit, Final Assembly (Sheet 1 of 2, Index Nos. 1-62) (See List 1) . . . . .	2
	Magnetic Tape Unit, Final Assembly (Sheet 2 of 2, Index Nos. 63-148) (See List 1) . . . . .	4
2	Cover Group (Sheet 1 of 2, Index Nos. 1-112) (See List 2) . . . . .	6
	Cover Group (Sheet 2 of 2, Index Nos. 113-222) (See List 2) . . . . .	10
3	Front Door Assembly (See List 3) . . . . .	12
4	Rear Cover Assembly (Sheet 1 of 2, Index Nos. 1-110) (See List 4) . . . . .	16
	Rear Cover Assembly (Sheet 2 of 2, Index Nos. 111-221) (See List 4) . . . . .	18
5	Safety Covers, Location Dwgs (See List 5) . . . . .	20
6	Tape Guide and Head Assembly (Sheet 1 of 2, Index Nos. 1-93) (See List 6) . . . . .	22
	Tape Guide and Head Assembly (Sheet 2 of 2, Index Nos. 94-163) (See List 6). . . . .	26
7	Vacuum Switch Assembly (See List 7) . . . . .	28
8	Magnetic Tape Unit, Basic Assembly (Sheet 1 of 4, Index Nos. 1-112) (See List 8) . . . . .	30
	Magnetic Tape Unit, Basic Assembly (Sheet 2 of 4, Index Nos. 113-193) (See List 8) . . . . .	32
	Magnetic Tape Unit, Basic Assembly (Sheet 3 of 4, Index Nos. 194-259) (See List 8) . . . . .	36
	Magnetic Tape Unit, Basic Assembly (Sheet 4 of 4, Index Nos. 260-298) (See List 8) . . . . .	38
9	Switch and Indicator Panel Assembly (See List 9) . . . . .	40
10	Indicator Knob Assembly (See List 10) . . . . .	42
11	LH and RH Shielded Prolay Assembly (See List 11) . . . . .	43
12	Preamp Frame Assembly (See List 12) . . . . .	44
13	Maingate Assembly (See List 13) . . . . .	47
14	Neon Panel Assembly (See List 14) . . . . .	50
15	Power Transmitter Frame Assembly (See List 15) . . . . .	52
16	D. C. Relay Assembly (See List 16) . . . . .	54
17	Card Frame Assembly (See List 17) . . . . .	56
18	Card Gate Assembly (See List 18) . . . . .	60
19	Clutch Filter and Motor Control Assembly (See List 19) . . . . .	62
20	A. C. Connector Panel Housing Assembly (See List 20) . . . . .	64
21	A. C. Power Panel Assembly (See List 21) . . . . .	66
22	Summary Punch Receptacle Panel Assembly (See List 22) . . . . .	67

**LIST OF ILLUSTRATIONS (cont'd)**


Figure	Title	Page
23	A. C. Panel Assembly (See List 23) . . . . .	68
24	Clutch Filter Box Assembly (See List 24) . . . . .	70
25	Proloy Control Assembly (See List 25) . . . . .	72
26	3 Phase Power Supply Frame Assembly (See List 26) . . . . .	74
27	7.5, 48, 62, and 140 Volt Supply Assembly (See List 27) . . . . .	76
28	6 and 12 Volt Supply Assembly (See List 28) . . . . .	78
29	Ferro Regulator Supply Assembly (See List 29) . . . . .	82
30	Power Supply Frame Assembly (See List 30) . . . . .	83
31	Plus or Minus 6, 12 Volt Supply Assembly (See List 31) . . . . .	86
32	Plus 140, Minus 7.5 Volt Supply Assembly (See List 32) . . . . .	87
33	Plus 62, Minus 48 Volt Supply Assembly (See List 33) . . . . .	88
34	Light Source Assembly (See List 34) . . . . .	90
35	A. C. Power Raceway Assembly (See List 35) . . . . .	92
36	Transport and Column Assembly (See List 36) . . . . .	94
37	Manifold Assembly (See List 37) . . . . .	96
38	LH and RH Vacuum Column and Door Assembly (See List 38) . . . . .	98
39	Tape Transport Assembly (Sheet 1 of 2, Index Nos. 1-116) (See List 39) . . . . .	100
	Tape Transport Assembly (Sheet 2 of 2, Index Nos. 117-233) (See List 39) . . . . .	102
40	LH and RH Clutch Shaft Assembly (See List 40) . . . . .	106
41	Magnetic Powder Brake Assembly (See List 41) . . . . .	108
42	Cable and Jumper Assembly, Component Parts (Sheet 1 of 3, Index Nos. 1-24) (See List 42) . . . . .	109
	Cable and Jumper Assembly, Component Parts (Sheet 2 of 3, Index Nos. 25-48) (See List 42) . . . . .	110
	Cable and Jumper Assembly, Component Parts (Sheet 3 of 3, Index Nos. 49-56) (See List 42) . . . . .	112

**SECTION II**

1	Two Channel Switching Assembly (See List 1) . . . . .	2
2	Cable and Jumper Assembly, Component Parts (See List 2) . . . . .	4

**LIST OF TABLES**

Table	Title	Page
1-1	Usable on Codes . . . . .	viii




COVER GROUP  
SEE FIG.2

MAGNETIC TAPE UNIT.  
BASIC ASSEMBLY  
SEE FIG.8

TAPE GUIDE  
AND HEAD ASSEMBLY  
SEE FIG.6

MAGNETIC TAPE UNIT.  
FINAL ASSEMBLY  
SEE FIG.1

SUMMARY PUNCH  
RECEPTACLE PANEL  
ASSEMBLY SEE FIG.22



MODEL 3 ONLY

A.C. PANEL  
ASSEMBLY  
SEE FIG.23

MANIFOLD ASSEMBLY  
SEE FIG.37

SWITCH AND  
INDICATOR PANEL  
ASSEMBLY  
SEE FIG.9

CLUTCH FILTER  
BOX ASSEMBLY  
SEE FIG.24


TAPE TRANSPORT  
ASSEMBLY  
SEE FIG.39

TRANSPORT AND  
COLUMN ASSEMBLY  
SEE FIG.36

SHIELDED PROLAY  
ASSEMBLY  
SEE FIG.11

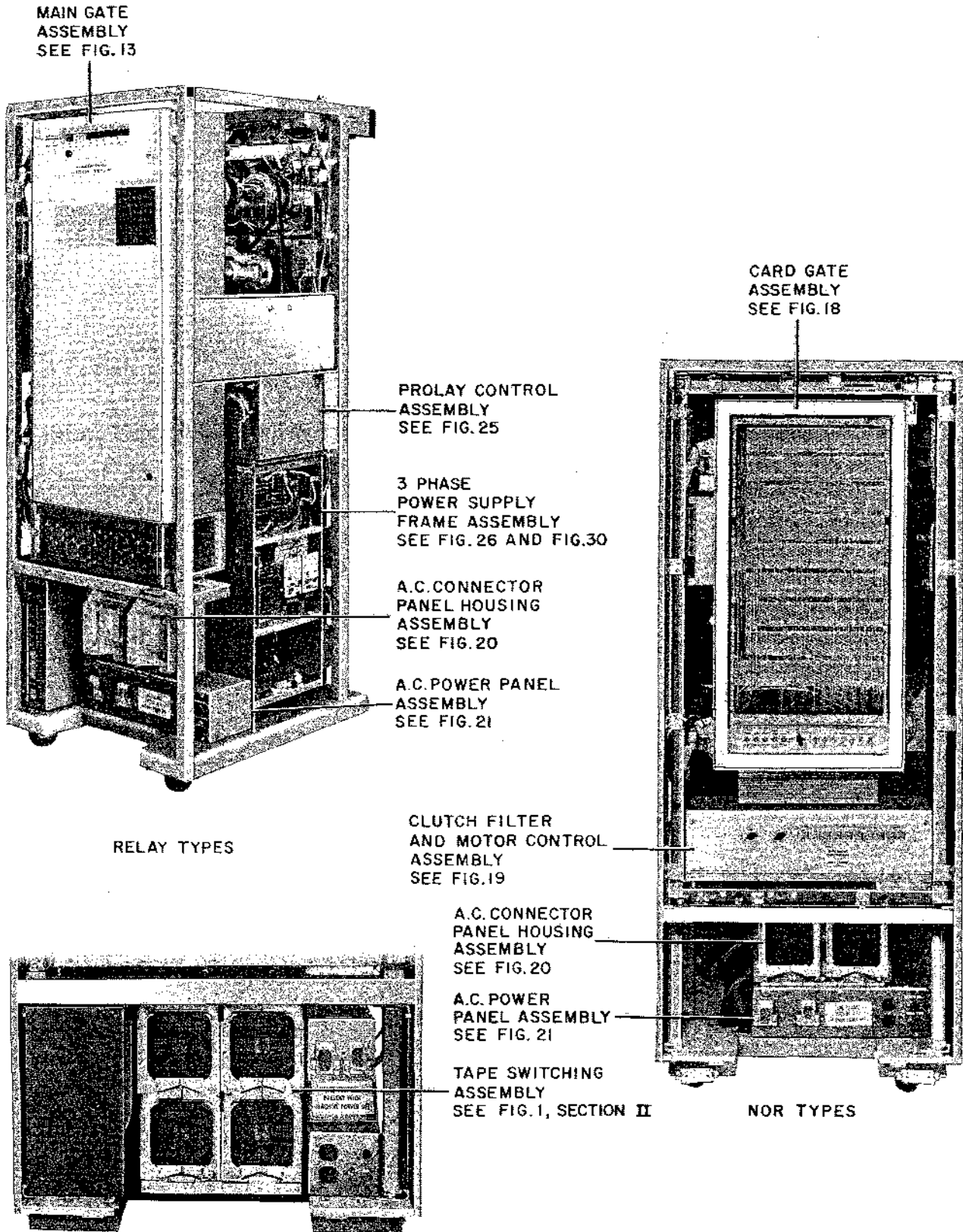
VACUUM COLUMN  
AND DOOR ASSEMBLY  
SEE FIG.38

PREAMP FRAME  
ASSEMBLY  
SEE FIG.12



VACUUM SWITCH ASSEMBLY  
SEE FIG.7





# PART 1

## INTRODUCTION

### 1.1 SCOPE

This Illustrated Parts Catalog (IPC) manual contains listings and illustrations of all replaceable assemblies, sub-assemblies and detail parts of the 729 Magnetic Tape Unit models 2 relay, 2 nor, 3, 4 relay, 4 nor, 5 nor and 6 nor. The unit is manufactured by International Business Machines Corp., Poughkeepsie, New York. (See Frontispiece, Pages v and vi).

This IPC supplements the information contained in the associated manuals and should be used only for identifying, requisitioning, and issuing replacement parts. Refer to page ix, How To Use This Illustrated Parts Catalog, for a pictorial presentation of the steps required to use this manual. Maintenance, overhaul, and/or repair should be performed only by authorized personnel using the applicable manual.

### 1.2 GROUP ASSEMBLY PARTS LIST, PART 2

#### 1.2.1 Scope

This part contains the listings and illustrations of the replaceable items comprising the Magnetic Tape Units. This IPC manual contains two sections. Section I is a listing of items for the standard Magnetic Tape Units and Section II lists the optional and/or selective features applicable for this manual only.

Wherever practical, one model is selected as the most representative of the equipment, and its components are shown in the main portion of each illustration. Visually different parts for similar models are shown on the same illustration, with the same index numbers, in double lined boxes.

Parts are listed in disassembly sequence, where applicable. The relationship of an article to its next higher assembly is indicated by indenture; that is, an item appearing in indenture 3 is part of the first preceding assembly listed in indenture 2. For example:

				DESCRIPTION
1	2	3	4	
Unit				
.	Assemblies and Detail Parts of Unit			
.	Attaching Parts for Assemblies and Detail Parts			
.	Subassemblies			
.	Attaching Parts for Subassemblies			
.	Detail Parts for Subassemblies, etc.			

When an assembly is not broken down immediately after being listed, a reference is made to the listing where the breakdown is made. In such cases, however, the assembly reverts to indenture 1 in the breakdown list. Each listing is referenced to its associated illustration in the description of the first entry. Each illustration in turn references the list to which it pertains.

If a right and left, top and bottom, front and rear, or other similar assemblies contain a majority of identical parts, the assemblies are combined and broken down in one listing. Both assemblies are listed first, followed by the detail parts. Articles peculiar to each of the assemblies have only one index number assigned; reference is made to the particular assembly number of which they form a part. Articles common to both of the assemblies have a single-line entry with no references. The entry for common parts in the Units Per Assembly column indicates the quantity required for one assembly only.

#### 1.2.2 List and Index Number Column

The number before the hyphen is the list number. The number after the hyphen is the index number assigned to the part in the listing. This index number identifies the part on the associated illustration. Subassemblies are identified on the illustration by an index number enclosed in a circle.

#### 1.2.3 Part Number Column

All numbers shown are IBM part numbers. When, because of disassembly procedure, a group of parts must be removed as an assembly and no assembly number has been assigned, the group of parts will be listed as "NO NO." (no number) assembly.

#### 1.2.4 Description Column

The description column contains the standard item names with main noun modifiers. "ATT PT" indicates attaching parts. Such parts are listed immediately following the part or parts they attach.

#### 1.2.5 Units Per Assembly Column

The quantities specified in this column are the number of parts used per one next-higher assembly and are not necessarily the total number of parts used in the overall unit. The entry "Ref" in this column refers to an assembly which is completely assembled on a preceding illustration and is now disassembled on the illustration on which it is referenced. The quantities for such items are found in the preceding listing where the assembly is shown completely assembled and indexed. The entry "AR" in the Units Per Assy column denotes that the quantity is used as required. The entry "NP" denotes that the assembly is nonprocurable.

#### 1.2.6 Usable on Code Column

Part application and interchangeability by the equipment serial number, model number or by Engineering Change Notice level of subsequent assemblies of the equipment is presented by usable on coding. The Usable On Code column is left blank when an article applies to all equipment or assemblies covered.

**1.2.7 Usable on Code Table**

For Usable On Code Table see Table 1-1.

**1.3 NUMERICAL INDEX, PART 3**

**1.3.1 Scope**

The Numerical Index contains all part numbers that appear in the part number column of the group assembly parts list.

**1.3.2 Part Number Column**

Part Number column contains all numbers appearing in the Part Number column of the group assembly parts list. The numbers are listed in numerical sequence.

**1.3.3 List and Index Number Column**

List and Index Number column contains the list and index number occurrence(s) of all parts in the group assembly parts list.

**TABLE 1-1  
MASTER USABLE ON CODE**

CODE	MODEL	CODE	MODEL
1	2 Relay	12	2 Relay, 3, 4 Relay
2	3	13	2 Relay, 4 Relay
3	4 Relay	14	4 Relay, 4 Nor
4	2 Nor	15	5 Nor
5	4 Nor	16	6 Nor
6	3, 2 Nor, 4 Nor, 5 Nor, 6 Nor	17	2 Relay, 2 Nor, 4 Relay, 4 Nor, 5 Nor, 6 Nor
7	2 Relay, 2 Nor	18	2 Relay, 2 Nor, 5 Nor
8	3, 4 Relay, 4 Nor	19	4 Relay, 4 Nor, 6 Nor
9	2 Nor, 4 Nor, 5 Nor, 6 Nor	20	3, 4 Relay, 4 Nor, 6 Nor
10	2 Relay, 4 Relay	21	5 Nor, 6 Nor
11	2 Relay, 2 Nor, 4 Nor, 5 Nor, 6 Nor	22	2 Relay, 3, 4 Relay, 2 Nor, 4 Nor

## HOW TO USE THIS ILLUSTRATED PARTS CATALOG

TO FIND PART NUMBER  
IF ASSEMBLY OR SUB-  
ASSEMBLY IS KNOWN

TO FIND ILLUSTRATION OF PART  
IF PART NUMBER IS KNOWN

1 FIND THE REFERENCE TO  
THE KNOWN ASSEMBLY IN  
LIST OF ILLUSTRATION

1 LOCATE THE PART  
NUMBER IN THE PART  
NUMBER COLUMN OF THE  
NUMERICAL INDEX.

2 REFER TO THE  
ILLUSTRATION REFERENCED  
AND LOCATE THE PART AND  
INDEX NUMBER.

2 REFER TO THE FIRST  
LIST AND INDEX NUMBER  
ADJACENT TO THE PART  
NUMBER.

3 REFER TO THE FIGURE  
CAPTION FOR APPLICABLE  
LIST.

3 USING THE LIST AND  
INDEX NUMBER, REFER TO  
THE GROUP ASSEMBLY  
PARTS LIST. THE  
REFERENCED  
ILLUSTRATION WILL  
CONTAIN THE  
ILLUSTRATED PART.

4 LOCATE INDEX NUMBER ON  
ACCOMPANYING GROUP  
ASSEMBLY PARTS LIST FOR  
PART NUMBER, DESCRIPTION  
AND QUANTITY.

AND FIG. 3-2 FOR ILLUSTRATION

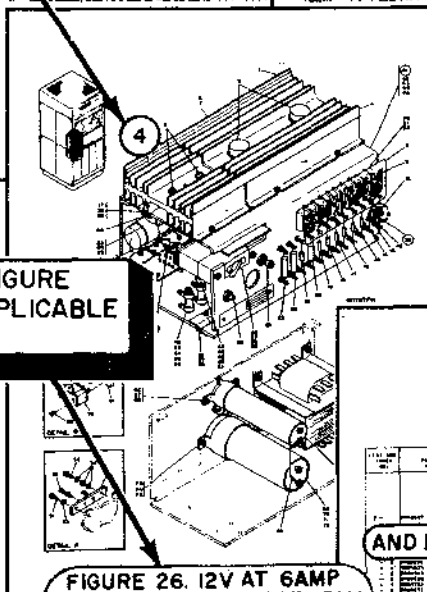
FIGURE 26. 12V AT 6AMP  
POWER SUPPLY ASSEMBLY,  
SEE LIST 25.

4 IF PART IS IN AN ASSEMBLY  
OTHER THAN THAT DESIRED,  
REFER TO SUBSEQUENT  
LIST AND INDEX NUMBERS.

LIST OF ILLUSTRATIONS


Part No.	Part Name	Page
3096867	LATCH ASSEMBLY	190-3
3096868	...	...
3096869	...	...
3096870	...	...
3096871	...	...
3096872	...	...
3096873	...	...
3096874	...	...
3096875	...	...
3096876	...	...
3096877	...	...
3096878	...	...
3096879	...	...
3096880	...	...
3096881	...	...
3096882	...	...
3096883	...	...
3096884	...	...
3096885	...	...
3096886	...	...
3096887	...	...
3096888	...	...
3096889	...	...
3096890	...	...
3096891	...	...
3096892	...	...
3096893	...	...
3096894	...	...
3096895	...	...
3096896	...	...
3096897	...	...
3096898	...	...
3096899	...	...
3096900	...	...

Part No.	Part Name	Part No.	Part Name
3096867	LATCH ASSEMBLY	190-3	...
3096868	...	...	...
3096869	...	...	...
3096870	...	...	...
3096871	...	...	...
3096872	...	...	...
3096873	...	...	...
3096874	...	...	...
3096875	...	...	...
3096876	...	...	...
3096877	...	...	...
3096878	...	...	...
3096879	...	...	...
3096880	...	...	...
3096881	...	...	...
3096882	...	...	...
3096883	...	...	...
3096884	...	...	...
3096885	...	...	...
3096886	...	...	...
3096887	...	...	...
3096888	...	...	...
3096889	...	...	...
3096890	...	...	...
3096891	...	...	...
3096892	...	...	...
3096893	...	...	...
3096894	...	...	...
3096895	...	...	...
3096896	...	...	...
3096897	...	...	...
3096898	...	...	...
3096899	...	...	...
3096900	...	...	...



GROUP ASSEMBLY PARTS LIST

Part No.	Part Name	Part No.	Part Name
3096867	LATCH ASSEMBLY	190-3	...
3096868	...	...	...
3096869	...	...	...
3096870	...	...	...
3096871	...	...	...
3096872	...	...	...
3096873	...	...	...
3096874	...	...	...
3096875	...	...	...
3096876	...	...	...
3096877	...	...	...
3096878	...	...	...
3096879	...	...	...
3096880	...	...	...
3096881	...	...	...
3096882	...	...	...
3096883	...	...	...
3096884	...	...	...
3096885	...	...	...
3096886	...	...	...
3096887	...	...	...
3096888	...	...	...
3096889	...	...	...
3096890	...	...	...
3096891	...	...	...
3096892	...	...	...
3096893	...	...	...
3096894	...	...	...
3096895	...	...	...
3096896	...	...	...
3096897	...	...	...
3096898	...	...	...
3096899	...	...	...
3096900	...	...	...



# PART 2

## GROUP ASSEMBLY PARTS LIST

### SECTION I

LIST AND INDEX NO.	PART NO.	DESCRIPTION				UNITS PER ASSY	USABLE ON CODE
		1	2	3	4		
		MAGNETIC TAPE UNIT, FINAL ASSEMBLY					
1 -	535050	MAGNETIC TAPE UNIT, FINAL ASSY, MOD 2 SEE FIG. 1 FOR ILLUSTRATION				1	1
-	528000	MAGNETIC TAPE UNIT, FINAL ASSY, MOD 3 SEE FIG. 1 FOR ILLUSTRATION				1	2
-	535100	MAGNETIC TAPE UNIT, FINAL ASSY, MOD 4 SEE FIG. 1 FOR ILLUSTRATION				1	3
-	348400	MAGNETIC TAPE UNIT, FINAL ASSY, MOD 2 SEE FIG. 1 FOR ILLUSTRATION				1	4
-	348401	MAGNETIC TAPE UNIT, FINAL ASSY, MOD 4 SEE FIG. 1 FOR ILLUSTRATION				1	5
-	348360	MAGNETIC TAPE UNIT, FINAL ASSY, MOD 5 SEE FIG. 1 FOR ILLUSTRATION				1	15
-	348361	MAGNETIC TAPE UNIT, FINAL ASSY, MOD 6 SEE FIG. 1 FOR ILLUSTRATION				1	16
- 1	535675	. SHIPPING GROUP				1	1
- 1	528850	. SHIPPING GROUP				1	2
- 1	535676	. SHIPPING GROUP				1	3
- 1	348500	. SHIPPING GROUP				1	4
- 1	348501	. SHIPPING GROUP				1	5
- 1	348362	. SHIPPING GROUP				1	15
- 1	348363	. SHIPPING GROUP				1	16
- 2	122639	. . NAMEPLATE-SER NO.				AR	
- 2	122640	. . NAMEPLATE-SER NO.				AR	
- 2	180528	. . NAMEPLATE-PROP AND SER NO.				AR	
- 3	105792	. . SCREW, DR-RH 0.067 OD X 3/16 LG				AR	
- 4	535826	. . KICKPLATE, FRONT AND SIDE				1	
- 5	535830	. . TAB, KICKPLATE MTG				2	17
- 6	34512	. . SCREW, MACH-BIND. HD 8-32 X 3/8 LG				2	17
- 7	535828	. . BRACKET, KICKPLATE, SUPPORT				2	
- 8	34512	. . SCREW, MACH-BIND. HD 8-32 X 3/8 LG				4	
- 9	352381	. . KICK PLATE, REAR, LEFT				1	
- 10	352380	. . KICK PLATE, REAR, RIGHT				1	
- 11	352378	. . BRACKET, REAR KICK PLATE, LEFT				1	
- 12	352379	. . BRACKET, REAR KICK PLATE, RIGHT				1	
- 13	34512	. . SCREW, MACH-BIND. HD 8-32 X 3/8 LG				2	
- 14	183841	. . DISC, SPRING				2	
- 15	535700	. COVER GROUP				1	
- 16	530960	. SAFETY COVERS, LOCATION DWGS SEE LIST 5 FOR DETAIL BREAKDOWN				NP	1
- 16	530961	. SAFETY COVERS, LOCATION DWGS SEE LIST 5 FOR DETAIL BREAKDOWN				NP	2
- 16	530963	. SAFETY COVERS, LOCATION DWGS SEE LIST 5 FOR DETAIL BREAKDOWN				NP	3
- 17	350676	. LABEL, NEON PANEL				1	12
- 18	526231	. LABEL, MAIN GATE				1	12
- 19	350679	. LABEL, RACEWAY				1	12
- 20	350677	. LABEL, D.C. CIRCUIT PROTECTORS				1	12
- 21	252706	. STRIP, NUMBER, CONTACT BAR				1	12
- 22	351038	. REDUCER, STATIC MTG				NP	12
- 23	526488	. . STATIC REDUCER ASSY				2	12
- 24	2384	. . SCREW, MACH-FIL H 8-32 X 1 LG				2	12
- 25	9092	. . WASHER, LOCK-SPLIT NO. 10 X 0.337 OD				2	12
- 26	535308	. . . BOARD, PRINTED CIRCUIT, STC RDCR				1	12
- 27	338238	. . . SCREW, MACH-BIND HD NO. 4-40 X 5116				2	12
- 28	338169	. . . WASHER, LOCK-EXT TEETH NO. 4 X 9/32 OD				2	12

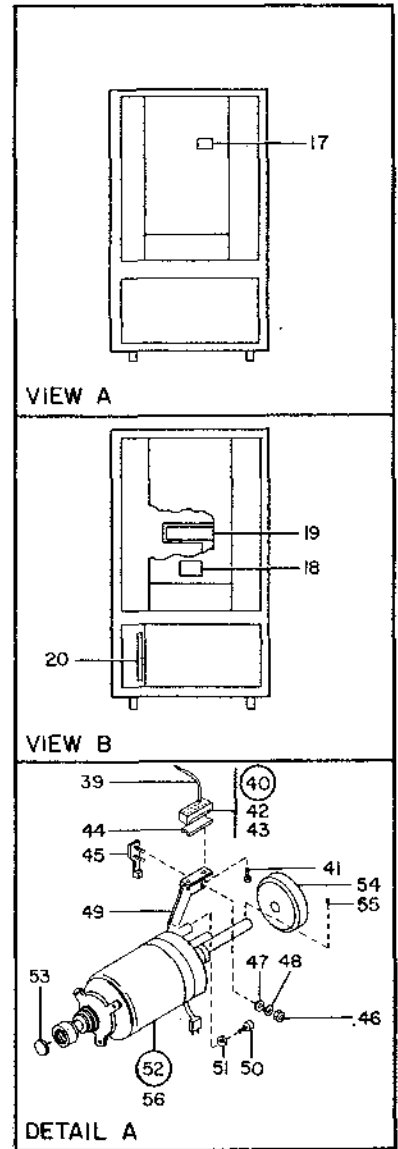
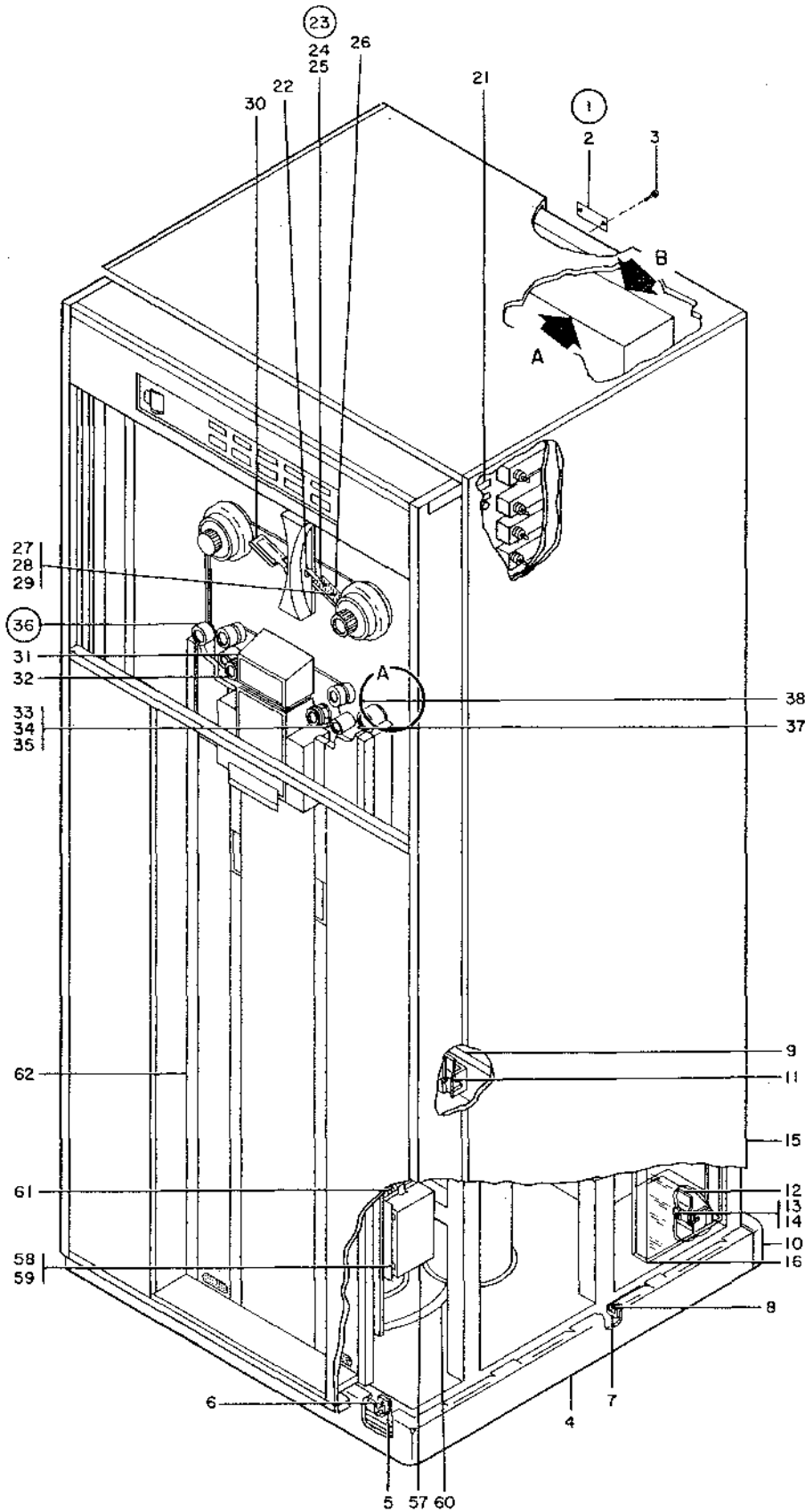


FIGURE 1. MAGNETIC TAPE UNIT, FINAL ASSEMBLY. SHEET 1 OF 2, INDEX NOS. 1-62. SEE LIST 1.

LIST AND INDEX NO.	PART NO.	DESCRIPTION				UNITS PER ASSY	USABLE ON CODE
		1	2	3	4		
		MAGNETIC TAPE UNIT, FINAL ASSEMBLY -CONT					
1 - 29	257186	• • •	NUT, PLAIN, HEX- 4-40 X 5/16 FL W	ATT PT	2	12	
- 30	526487	• • •	BRACKET, STATIC REDUCFR		1	12	
- 31	526060	•	SHIELD, LOWER HEAD		1		
- 32	526294	•	TAPE GUIDE AND HEAD ASSY SEE LIST 6 FOR DETAIL BREAKDOWN		1	7	
- 32	526291	•	TAPE GUIDE AND HEAD ASSY SEE LIST 6 FOR DETAIL BREAKDOWN		1	2	
- 32	526297	•	TAPE GUIDE AND HEAD ASSY SEE LIST 6 FOR DETAIL BREAKDOWN		1	14	
- 32	347891	•	TAPE GUIDE AND HEAD ASSY SEE LIST 6 FOR DETAIL BREAKDOWN		1	15	
- 32	347892	•	TAPE GUIDE AND HEAD ASSY SEE LIST 6 FOR DETAIL BREAKDOWN		1	16	
- 33	11598	•	NUT, PLAIN, HEX- 10-32 X 3/8 FL W	ATT PT	3		
- 34	9092	•	WASHER, LOCK-SPLIT NO. 10 X 0.337 OD	ATT PT	3		
- 35	45690	•	WASHER, FL-NO. 10 X 7/16 OD X 1/32 THK	ATT PT	3		
- 36	535672	•	CAPSTAN MOTOR AND SENSING SWITCH ASSY		1	18	
- 36	528165	•	CAPSTAN MOTOR AND SENSING SWITCH ASSY		1	20	
- 37	528002	•	SCREW ASSY, CAPSTAN MOTOR	ATT PT	2		
- 38	351025	•	SCREW ASSY	ATT PT	1		
- 39	303577	• •	JUMPER ASSY SEE LIST 42 FOR COMPONENT PARTS		4		
- 40	302090	• •	TERMINAL BLOCK ASSY		1		
- 41	438549	• •	SCREW, MACH-BIND HD 4-40 X 7/16 LG	ATT PT	1		
- 42	302089	• • •	SPRING-TERM BLK		8		
- 43	302088	• • •	BLOCK-TERM		1		
- 44	302131	• •	INSULATOR, TERM BLK		1		
- 45	526064	• •	SWITCH, CAPSTAN, SENSING		2		
- 46	47987	•	NUT, PLAIN, HEX- 2-56 X 3/16 FL W	ATT PT	4		
- 47	219549	•	WASHER, LOCK	ATT PT	4		
- 48	45624	•	WASHER, FL-NO. 2 X 7/32 OD X 0.020 THK	ATT PT	4		
- 49	526225	•	BRACKET, CAPSTAN SWITCH MTG		1		
- 50	75449	•	SCREW, HEX-SOCKET HD NO. 10-32 X 3/8 L	ATT PT	2		
- 51	9092	•	WASHER, LOCK-SPLIT NO. 10 X 0.337 OD	ATT PT	2		
- 52	526257	•	MOTOR ASSY, CAPSTAN		1	18	
- 52	526259	•	MOTOR ASSY, CAPSTAN		1	20	
- 53	530964	• • •	BRACKET, SWITCH MTG		1		
- 54	528186	• • •	FLYWHEEL, CAPSTAN MOTOR		1		
- 55	22867	• • •	PIN, TAPERED, PLAIN- 7/8 LG X NO. 3	ATT PT	1		
- 56	526269	• • •	MOTOR, DRIVE, CAPSTAN, 1200 RPM		1	18	
- 56	526270	• • •	MOTOR, DRIVE, CAPSTAN, 1800 RPM		1	20	
- 57	352481	•	SWITCH ASSY, VACUUM SEE LIST 7 FOR DETAIL BREAKDOWN		1	18	
- 57	526284	•	SWITCH ASSY SEE LIST 7 FOR DETAIL BREAKDOWN		1	20	
- 58	19944	•	SCREW, MACH-BIND HD 8-32 X 3/4 LG	ATT PT	4		
- 59	130435	•	WASHER, FL- 1/4 X 7/16 OD X 1/16 THK	ATT PT	4		
- 60	528001	•	HOSE		2		
- 61	515911	•	SPRING-GRD		2		
- 62	NO NO.1	•	MAGNETIC TAPE UNIT, BASIC ASSY SEE LIST 8 FOR DETAIL BREAKDOWN		1	1	
- 62	NO NO.2	•	MAGNETIC TAPE UNIT, BASIC ASSY SEE LIST 8 FOR DETAIL BREAKDOWN		1	2	
- 62	NO NO.3	•	MAGNETIC TAPE UNIT, BASIC ASSY SEE LIST 8 FOR DETAIL BREAKDOWN		1	3	
- 62	348402	•	MAGNETIC TAPE UNIT, BASIC ASSY SEE LIST 8 FOR DETAIL BREAKDOWN		1	9	
- 63	2102365	•	CLAMP		3	10	
- 64	2102367	•	CLAMP, CABLE		4	10	
- 65	2102364	•	CLAMP, CABLE		1	10	
- 66	34512	•	SCREW, MACH-BIND. HD 8-32 X 3/8 LG	ATT PT	8	10	
- 67	2102367	•	CLAMP, CABLE		2	10	
- 68	58207	•	SCREW	ATT PT	2	10	
- 69	2102364	•	CLAMP, CABLE		3	10	
- 70	352363	•	CLAMP, CABLE		1	10	
- 71	350665	•	CLAMP, CABLE		1	10	
- 72	350663	•	CLAMP, CABLE		1	10	
- 73	2102365	•	CLAMP		1	10	



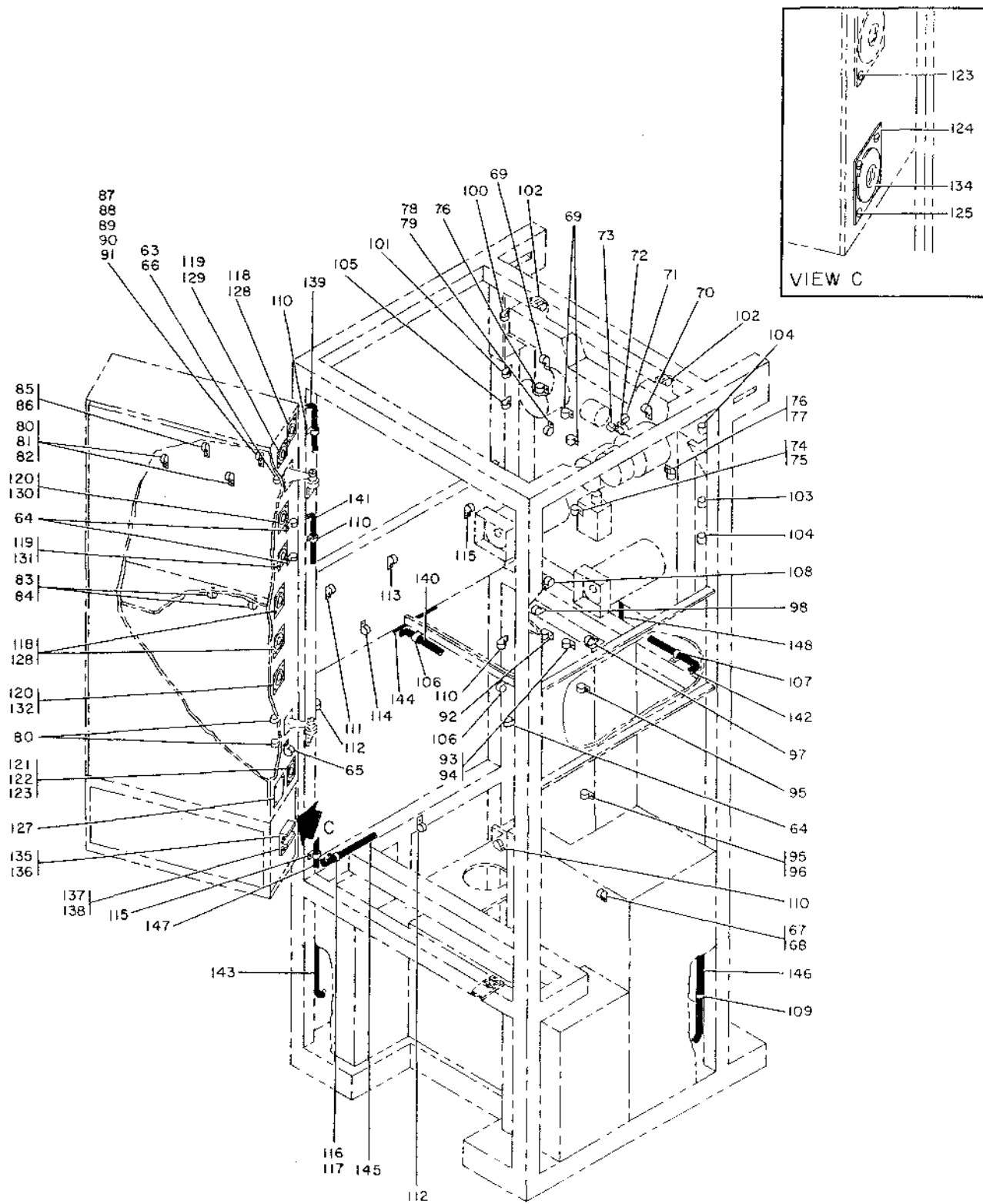


FIGURE 1. MAGNETIC TAPE UNIT, FINAL ASSEMBLY. SHEET 2 OF 2, INDEX NOS. 63-148. SEE LIST 1.

LIST AND INDEX NO.	PART NO.	DESCRIPTION	UNITS	
			PER ASSY	USABLE ON CODE
MAGNETIC TAPE UNIT, FINAL ASSEMBLY -CONT				
1 - 74	350664	• CLAMP, CABLE	1	10
- 75	81693	• SCREW, MACH-BIND HD NO 6-32 X 3/8 LG	8	10
- 76	357443	• CLIP	2	10
- 77	10170	• SCREW, MACH-BIND HD 6-32 X 1/4 LG	2	10
- 78	350663	• CLAMP, CABLE	2	10
- 79	28413	• SCREW, MACH BINDING HD 10-32 X 5/16 LG	2	10
- 80	2102366	• CLAMP, CABLE	4	10
- 81	34512	• SCREW, MACH-BIND. HD 8-32 X 3/8 LG	4	10
- 82	257189	• NUT, PLAIN, HEX- 8-32 X 11/32 FL W	4	10
- 83	2102366	• CLAMP, CABLE	5	10
- 84	34512	• SCREW, MACH-BIND. HD 8-32 X 3/8 LG	5	10
- 85	18082	• CLIP-CONDUIT	4	2
- 86	58207	• SCREW	4	2
- 87	2102367	• CLAMP, CABLE	1	10
- 87	313649	• CLAMP, LOOP	1	2
- 88	25627	• SCREW, MACH-BIND HD 8-32 X 1/2 LG	1	12
- 89	22478	• WASHER	1	12
- 90	1090873	• WASHER, LOCK-SPLIT NO. 8 X 0.055 OD	1	12
- 91	257189	• NUT, PLAIN, HEX- 8-32 X 11/32 FL W	1	12
- 92	15889	• CLAMP-CABLE	1	12
- 93	2102367	• CLAMP, CABLE	1	10
- 93	15889	• CLAMP-CABLE	1	2
- 94	58207	• SCREW	1	12
- 95	2102366	• CLAMP, CABLE	2	10
- 95	313649	• CLAMP, LOOP	2	2
- 96	186759	• SCREW, MACH-BIND HD 8-32 X 1/32 LG	2	12
- 97	2102367	• CLAMP, CABLE	1	10
- 97	303516	• CLAMP, CABLE	1	2
- 98	2102366	• CLAMP, CABLE	1	10
- 98	313649	• CLAMP, LOOP	1	2
- 99	25627	• SCREW, MACH-BIND HD 8-32 X 1/2 LG	1	12
-100	2102365	• CLAMP	1	10
-100	101923	• CLAMP, CABLE	1	2
-101	515661	• CLAMP, CABLE	1	2
-102	2102364	• CLAMP, CABLE	3	10
-102	265869	• CLAMP, CABLE	2	2
-103	313649	• CLAMP, LOOP	1	2
-104	2102367	• CLAMP, CABLE	2	10
-104	313651	• CLAMP	1	2
-105	2102367	• CLAMP, CABLE	1	10
-105	313652	• CLAMP, CABLE	1	2
-106	2102366	• CLAMP, CABLE	2	10
-106	313652	• CLAMP, CABLE	1	2
-107	2102367	• CLAMP, CABLE	1	10
-107	18082	• CLIP-CONDUIT	1	2
-108	2102368	• CLAMP, CABLE	1	10
-108	18082	• CLIP-CONDUIT	1	2
-109	2102366	• CLAMP, CABLE	1	10
-109	313651	• CLAMP	1	2
-110	2102367	• CLAMP, CABLE	4	10
-111	2102367	• CLAMP, CABLE	1	10
-111	313651	• CLAMP	1	2
-112	2102369	• CLAMP, CABLE	2	10
-113	313652	• CLAMP, CABLE	1	2
-114	2102368	• CLAMP, CABLE	1	10
-114	313746	• CLAMP-CABLE	1	2
-115	2102369	• CLAMP, CABLE	2	10
-115	313652	• CLAMP, CABLE	2	2
-116	2102367	• CLAMP, CABLE	1	10
-117	25627	• SCREW, MACH-BIND HD 8-32 X 1/2 LG	39	12
-118	526255	• PLATE, CABLE CLAMP	6	12
-119	526254	• PLATE, CABLE CLAMP	4	12
-120	526256	• PLATE, CABLE CLAMP	4	12
-121	526256	• PLATE, CABLE CLAMP	2	10
-122	196299	• SCREW, MACH-BIND. HD 5-40 X 1/2 LG	32	10
-123	70078	• SCREW, BINDING HEAD SELF TAPPING	28	2
-124	526256	• PLATE, CABLE CLAMP	2	2
-125	70078	• SCREW, BINDING HEAD SELF TAPPING	4	2

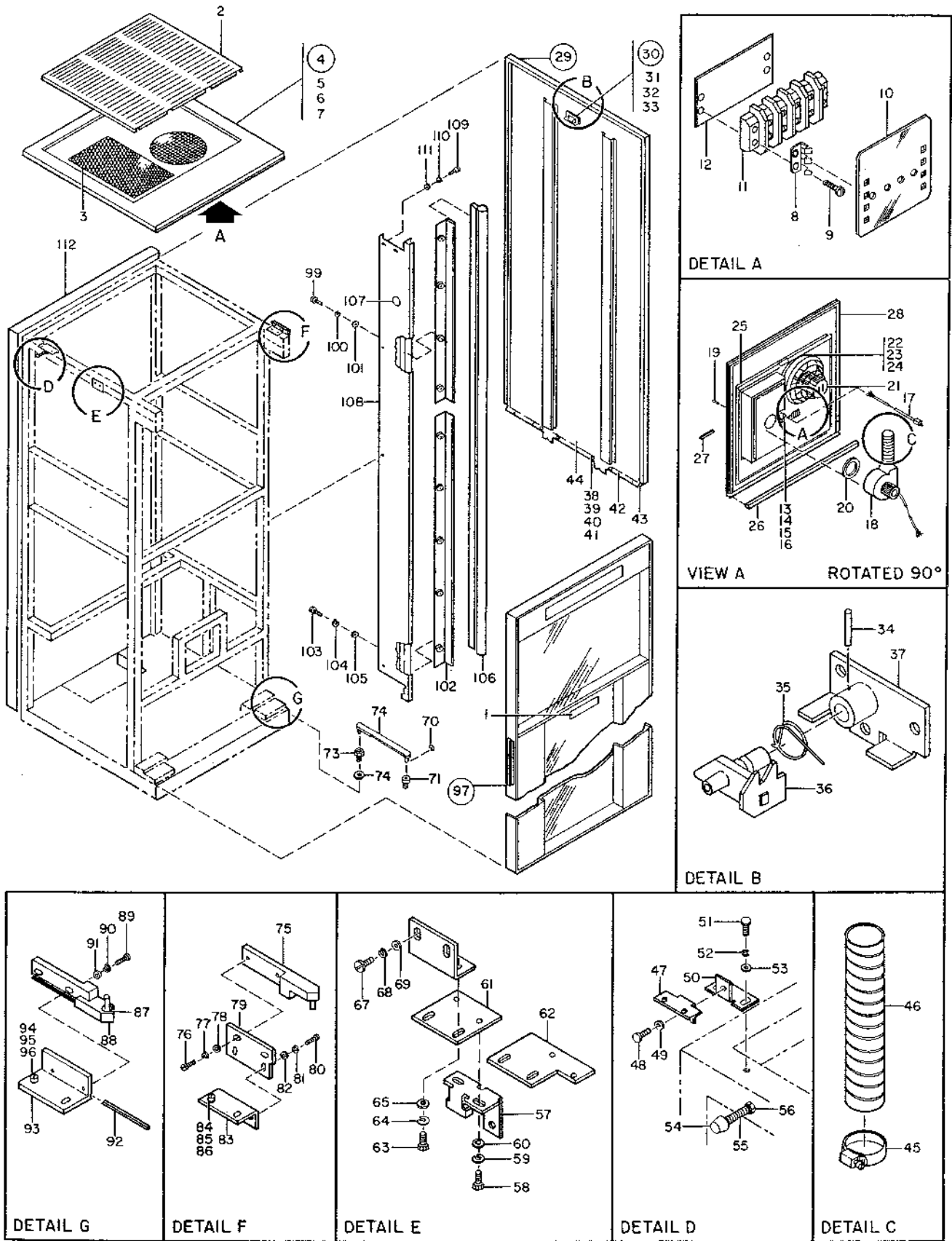


FIGURE 2. COVER GROUP. SHEET 1 OF 2, INDEX NOS. 1-112. SEE LIST 2.

LIST AND INDEX NO.	PART NO.	DESCRIPTION	UNITS PER ASSY	USABLE ON CODE
		1 2 3 4		
		MAGNETIC TAPE UNIT, FINAL ASSEMBLY -CONT		
1 -126	351021	• PLATE, PLUG, TRANSISTOR GATE	1	10
-127	196299	• SCREW, MACH-BIND. HD 5-40 X 1/2 LG	4	10
-128	317367	• GROMMET, RUB-FOR 7/8 HOLE X 1/16 PNL	3	12
-129	265059	• GROMMET, COUNTER CABLE	1	12
-130	338239	• GROMMET	1	12
-131	265059	• GROMMET, COUNTER CABLE	1	10
-131	204362	• GROMMET, RUB-FOR 5/8 HOLE X 1/16 PNL	1	2
-132	317367	• GROMMET, RUB-FOR 7/8 HOLE X 1/16 PNL	1	10
-132	338327	• GROMMET	1	2
-133	317367	• GROMMET, RUB-FOR 7/8 HOLE X 1/16 PNL	1	10
-134	199435	• GROMMET	1	2
-135	530922	• CLAMP, CABLE	1	2
-136	236849	• SCREW, MACH, BIND HD-NO 10-32 X 1/4 LG	2	2
-137	530921	• BRACKET, CABLE	1	2
-138	83606	• SCREW, SELF-TAPPING-BIND HD NO. 10-32	2	2
-139	526211	• CABLE ASSY, A.C. POWER	REF	12
-140	526212	• CABLE ASSY, TRANSISTOR AND PROLAY	REF	10
-140	526218	• CABLE ASSY, POWER TRANSISTOR AND PROLAY	REF	2
-141	526213	• CABLE ASSY, MACHINE INTERLOCK	REF	10
-141	526219	• CABLE ASSY, MACHINE INTERLOCK	REF	2
-142	352403	• CABLE ASSY, CLUTCH AND VACUUM CONTROL	REF	10
-142	352404	• CABLE ASSY, CLUTCH AND VACUUM CONTROL	REF	2
-143	351017	• CABLE ASSY, D.C. POWER SUPPLY	REF	10
-143	526221	• CABLE ASSY, D.C. POWER	REF	2
-144	526216	• CABLE ASSY, WRITE HEAD	REF	10
-144	526222	• CABLE ASSY, WRITE HEAD	REF	2
-145	526213	• CABLE ASSY, MACHINE INTERLOCK	REF	10
-145	526219	• CABLE ASSY, MACHINE INTERLOCK	REF	2
-146	535048	• CABLE ASSY, INTERNAL SIGNAL	REF	10
-146	526224	• CABLE ASSY, SUMMARY PUNCH	REF	2
-147	351017	• CABLE ASSY, D.C. POWER SUPPLY	REF	10
-147	528127	• CABLE ASSY, POWER SUPPLY	REF	2
-148	526513	• CABLE ASSY, READ HEAD	REF	12
		COVER GROUP		
2 -	535700	COVER GROUP SEE LIST 1-15 FOR NEXT HIGHER ASSY AND FIG. 2 FOR ILLUSTRATION	REF	
- 1	529232	• NAMEPLATE USED ON MODEL 2	AR	
- 1	504930	• NAMEPLATE USED ON MODEL 3	AR	
- 1	529234	• NAMEPLATE USED ON MODEL 4	AR	
- 1	347885	• NAMEPLATE USED ON MODEL 5	AR	
- 1	347887	• NAMEPLATE USED ON MODEL 6	AR	
- 2	352586	• COVER, TOP	1	
- 3	517821	• FILTER-PRESSURIZING AIR	1	
- 4	352580	• COVER ASSY, TOP	1	
- 5	130434	• SCREW, MACH-HEX HD 10-32 X 3/8 LG	8	
- 6	9092	• WASHER, LOCK-SPLIT NO. 10 X 0.337 OD	8	
- 7	47242	• WASHER	8	
- 8	441042	• CLIP, SHIELD	2	
- 9	35739	• SCREW, MACH-BIND HD NO. 6-32 X 15/16 L	4	
- 10	440546	• SHIELD, TERMINAL BLOCK-20 AMP 4 POS.	1	
- 11	80351	• STRIP, TERMINAL	1	
- 12	527916	• STRIP, MARKER	1	
- 13	2102365	• CLAMP	1	
- 14	25627	• SCREW, MACH-BIND HD 8-32 X 1/2 LG	1	
- 15	22478	• WASHER	1	
- 16	257189	• NUT, PLAIN, HEX- 8-32 X 11/32 FL W	1	

LIST AND INDEX NO.	PART NO.	DESCRIPTION				UNITS PER ASSY	USABLE ON CODE
		1	2	3	4		
		COVER GROUP -CONT					
2 - 17	352584	• • CABLE ASSY,PRESSURE AND EXHAUST BLOWER SEE LIST 42 FOR COMPONENT PARTS				1	
- 18	352582	• • BLOWER,PRESSURE				1	
- 19	38235	• • SCREW,MACH-FIL H 6-32 X 5/16 LG ATT PT				4	
- 20	528493	• • GASKET,PRESSURE BLOWER				1	
- 21	352581	• • FAN,EXHAUST				1	
- 22	257187	• • NUT,HEX DOUBLE CHAMFERED 6-36 X 5/16 ATT PT				4	
- 23	6364	• • WASHER,LOCK-SPLIT NO. 6 X 1/4 OD ATT PT				4	
- 24	257986	• • WASHER,FL- NO. 6 X 0.312 OD ATT PT				4	
- 25	208529	• • GROMMET,RUBBER				2	
- 26	535764	• • SEAL,COVER				1	
- 27	535821	• • SEAL,SLIDING GLASS				1	
- 28	352583	• • COVER, TOP				1	
- 29	535790	• COVER ASSY,LEFT SIDE				NP	
- 29	535795	• COVER ASSY,RIGHT SIDE				NP	
- 30	517929	• • LATCH ASSY				1	
- 31	11598	• • NUT,PLAIN,HEX- 10-32 X 3/8 FL W ATT PT				3	
- 32	9092	• • WASHER,LOCK-SPLIT NO. 10 X 0.337 OD ATT PT				3	
- 33	45690	• • WASHER,FL-NO. 10 X 7/16 OD X 1/32 THK ATT PT				3	
- 34	517928	• • ROLL PIN, LOCK SLIDE				1	
- 35	517927	• • SPRING, LATCH				1	
- 36	517926	• • PIN ASSY, CATCH				1	
- 37	517927	• • LATCH PLATE ASSY				1	
- 38	530967	• • STRIP,SIDE COVER				1	
- 39	257622	• • SCREW, HEX AD NO. 10-32 X 5/8 LG ATT PT				6	
- 40	9092	• • WASHER,LOCK-SPLIT NO. 10 X 0.337 OD ATT PT				6	
- 41	47242	• • WASHER ATT PT				6	
- 42	530966	• • BRACKET,TROUGH				2	
- 43	352018	• • SEAL,SIDE COVER				AR	
- 44	535784	• • COVER,CBM				1	
- 45	352588	• CLAMP,HOSE				2	
- 46	352585	• DUCT,FLEXIBLE AIR				1	
- 47	535789	• BRACKET, TOP COVER UPPER				4	
- 48	32042	• SCREW, MACH-BIND HD. NO. 10-32 X 3/8 LG ATT PT				4	
- 49	47242	• WASHER ATT PT				4	
- 50	535791	• BRACKET, TOP COVER, LOWER				4	
- 51	257622	• SCREW, HEX AD NO. 10-32 X 5/8 LG ATT PT				8	
- 52	9092	• WASHER,LOCK-SPLIT NO. 10 X 0.337 OD ATT PT				8	
- 53	47242	• WASHER ATT PT				8	
- 54	333064	• CAP-BOLT				4	
- 55	36112	• SCREW,MACH-HEX HD 1/4-20 X 1-1/2 LG ATT PT				4	
- 56	36109	• NUT ATT PT				4	
- 57	517936	• LATCH-STRIKE				2	
- 58	120211	• SCREW,MACH-HEX HD 10-32 X 1/2 LG ATT PT				4	
- 59	9092	• WASHER,LOCK-SPLIT NO. 10 X 0.337 OD ATT PT				4	
- 60	47242	• WASHER ATT PT				4	
- 61	528813	• PLATE,STRIKE MTG				1	
- 62	530908	• PLATE,STRIKE				1	
- 63	120211	• SCREW,MACH-HEX HD 10-32 X 1/2 LG ATT PT				4	
- 64	9092	• WASHER,LOCK-SPLIT NO. 10 X 0.337 OD ATT PT				4	
- 65	47242	• WASHER ATT PT				4	
- 66	528819	• BRACKET,STRIKE MTG				2	
- 67	120211	• SCREW,MACH-HEX HD 10-32 X 1/2 LG ATT PT				4	
- 68	9092	• WASHER,LOCK-SPLIT NO. 10 X 0.337 OD ATT PT				4	
- 69	47242	• WASHER ATT PT				4	
- 70	332747	• RING,PETAINING				1	
- 71	535656	• BUSHING,DOOR CHECK				1	
- 72	535653	• LINK,DOOR CHECK				1	
- 73	535652	• PIVOT,DOOR CHECK				1	
- 74	127749	• WASHER,LOCK-INT TEETH 1/2 ID X 0.883 OD				1	
- 75	528860	• HINGE ASSY,UPPER FRONT DOOR				1	
- 76	257622	• SCREW, HEX AD NO. 10-32 X 5/8 LG ATT PT				2	
- 77	9092	• WASHER,LOCK-SPLIT NO. 10 X 0.337 OD ATT PT				2	
- 78	47242	• WASHER ATT PT				2	
- 79	535768	• PAD,UPPER HINGE MTG				1	
- 80	257622	• SCREW, HEX AD NO. 10-32 X 5/8 LG ATT PT				2	
- 81	9092	• WASHER,LOCK-SPLIT NO. 10 X 0.337 OD ATT PT				2	
- 82	47242	• WASHER ATT PT				2	

LIST AND INDEX NO.	PART NO.	DESCRIPTION	UNITS PER ASSY	USABLE ON CODE
		COVER GROUP -CONT		
2 - 83	535766	• BRACKET,UPPER HINGE MTG		1
- 84	36844	• SCREW,MACH-HEX HD 1/4-20 X 5/8 LG	ATT PT	2
- 85	6935	• LOCKWASHER	ATT PT	2
- 86	3550	• WASHER, FL 0.265 ID X 9/16 OD	ATT PT	2
- 87	528251	• SPACER,SPROCKET RETAINER		1
- 88	528855	• HINGE ASSY,LOWER FRONT DOOR		1
- 89	257622	• SCREW, HEX AD NO. 10-32 X 5/8 LG	ATT PT	2
- 90	9092	• WASHER,LOCK-SPLIT NO. 10 X 0.337 OD	ATT PT	2
- 91	47242	• WASHER	ATT PT	2
- 92	526000	• KEY,FRONT DOOR,LOWER HINGE		1
- 93	535786	• ANGLE,HINGE MTG		1
- 94	36844	• SCREW,MACH-HEX HD 1/4-20 X 5/8 LG	ATT PT	2
- 95	6935	• LOCKWASHER	ATT PT	2
- 96	3550	• WASHER, FL 0.265 ID X 9/16 OD	ATT PT	2
- 97	535750	• FRONT COVER ASSY		1
		SEE LIST 3 FOR DETAIL BREAKDOWN		
- 98	535771	• CLAMP,UPPER SIDE PANEL SEAL		1
- 99	186758	• SCREW,MACH-BIND HD 8-32 X 7/16 LG	ATT PT	4
-100	1090873	• WASHER,LOCK-SPLIT NO. 8 X 0.055 OD	ATT PT	4
-101	510810	• WASHER, FL 0.187 ID X 0.437 OD	ATT PT	4
-102	535770	• CLAMP,LOWER SIDE PANEL SEAL		1
-103	186758	• SCREW,MACH-BIND HD 8-32 X 7/16 LG	ATT PT	5
-104	1090873	• WASHER,LOCK-SPLIT NO. 8 X 0.055 OD	ATT PT	5
-105	510810	• WASHER, FL 0.187 ID X 0.437 OD	ATT PT	5
-106	535777	• SEAL,DOOR		AR
-107	352470	• PLUG,INNER COVER		1
-108	535765	• PANEL,RIGHT SIDE		1
-109	130434	• SCREW,MACH-HEX HD 10-32 X 3/8 LG	ATT PT	7
-110	9092	• WASHER,LOCK-SPLIT NO. 10 X 0.337 OD	ATT PT	7
-111	47242	• WASHER	ATT PT	7
-112	535815	• REAR COVER ASSY		NP
		SEE LIST 4 FOR DETAIL BREAKDOWN		
-113	535792	• TRIM,REAR TOP COVER		1
-114	332620	• SCREW, MACH-BIND HD NO. 10-32 X1/2 LG	ATT PT	3
-115	47242	• WASHER	ATT PT	6
-116	9092	• WASHER,LOCK-SPLIT NO. 10 X 0.337 OD	ATT PT	3
-117	11598	• NUT,PLAIN,HEX- 10-32 X 3/8 FL W	ATT PT	3
-118	535796	• BRACKET,REAR TOP TRIM		1
-119	32042	• SCREW, MACH-BIND HD. NO. 10-32 X 3/8 LG	ATT PT	3
-120	47242	• WASHER	ATT PT	3
-121	535771	• CLAMP,UPPER SIDE PANEL SEAL		1
-122	186758	• SCREW,MACH-BIND HD 8-32 X 7/16 LG	ATT PT	4
-123	1090873	• WASHER,LOCK-SPLIT NO. 8 X 0.055 OD	ATT PT	4
-124	510810	• WASHER, FL 0.187 ID X 0.437 OD	ATT PT	4
-125	535775	• BRACKET,STRIKE SEAL		1
-126	186758	• SCREW,MACH-BIND HD 8-32 X 7/16 LG	ATT PT	2
-127	1090873	• WASHER,LOCK-SPLIT NO. 8 X 0.055 OD	ATT PT	2
-128	510810	• WASHER, FL 0.187 ID X 0.437 OD	ATT PT	2
-129	535774	• STRIKE,FRONT DOOR		1
-130	36844	• SCREW,MACH-HEX HD 1/4-20 X 5/8 LG	ATT PT	2
-131	6935	• LOCKWASHER	ATT PT	2
-132	3550	• WASHER, FL 0.265 ID X 9/16 OD	ATT PT	2
-133	535770	• CLAMP,LOWER SIDE PANEL SEAL		1
-134	186758	• SCREW,MACH-BIND HD 8-32 X 7/16 LG	ATT PT	5
-135	1090873	• WASHER,LOCK-SPLIT NO. 8 X 0.055 OD	ATT PT	5
-136	510810	• WASHER, FL 0.187 ID X 0.437 OD	ATT PT	5
-137	352470	• PLUG,INNER COVER		1
-138	535773	• SUPPORT,STRIKE		1
-139	130434	• SCREW,MACH-HEX HD 10-32 X 3/8 LG	ATT PT	7
-140	9092	• WASHER,LOCK-SPLIT NO. 10 X 0.337 OD	ATT PT	7
-141	47242	• WASHER	ATT PT	7
-142	535772	• PANEL,UPPER LEFT SIDE		1
-143	130434	• SCREW,MACH-HEX HD 10-32 X 3/8 LG	ATT PT	4
-144	9092	• WASHER,LOCK-SPLIT NO. 10 X 0.337 OD	ATT PT	4
-145	47242	• WASHER	ATT PT	4
-146	535769	• PANEL		1
-147	130434	• SCREW,MACH-HEX HD 10-32 X 3/8 LG	ATT PT	4
-148	9092	• WASHER,LOCK-SPLIT NO. 10 X 0.337 OD	ATT PT	4

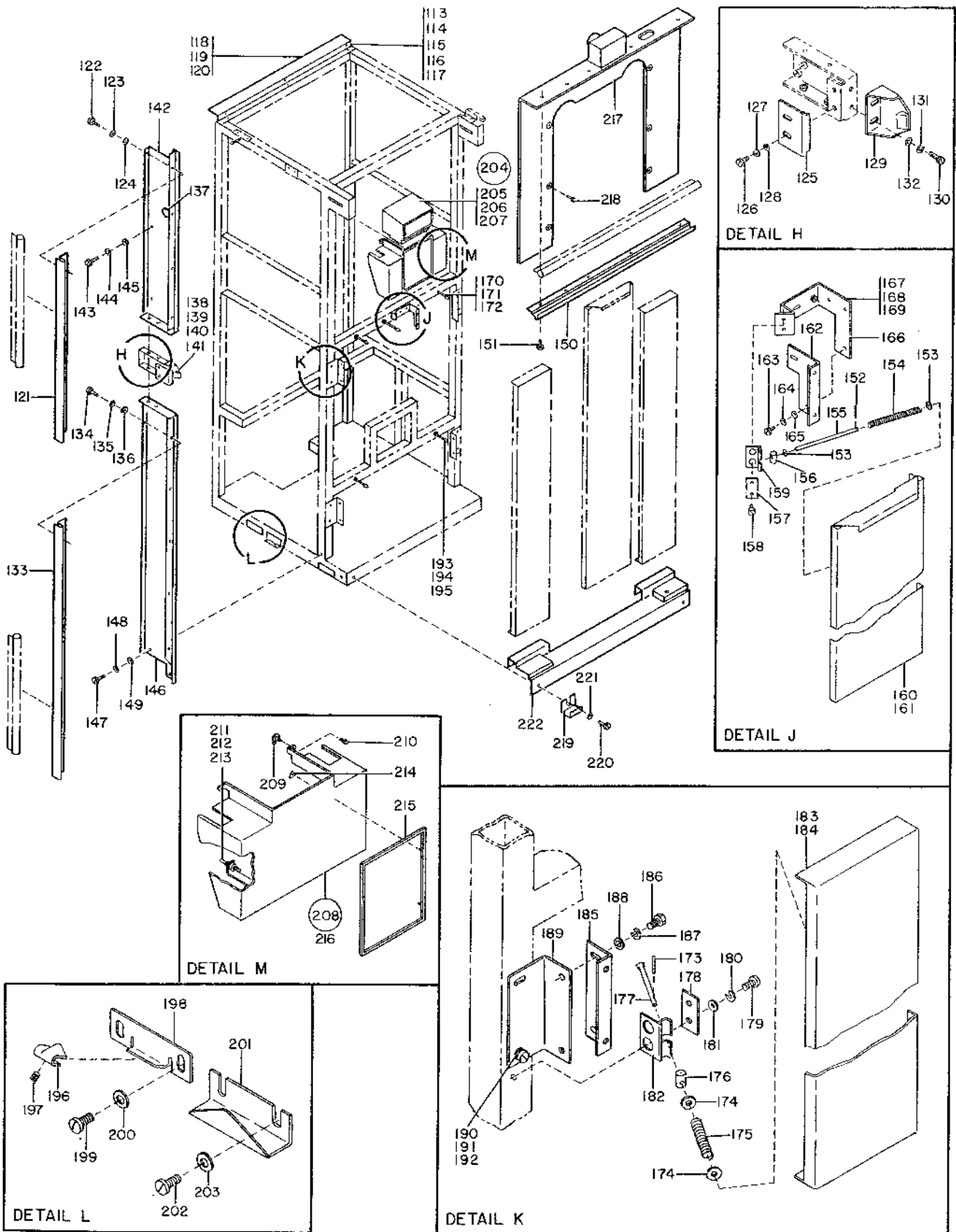
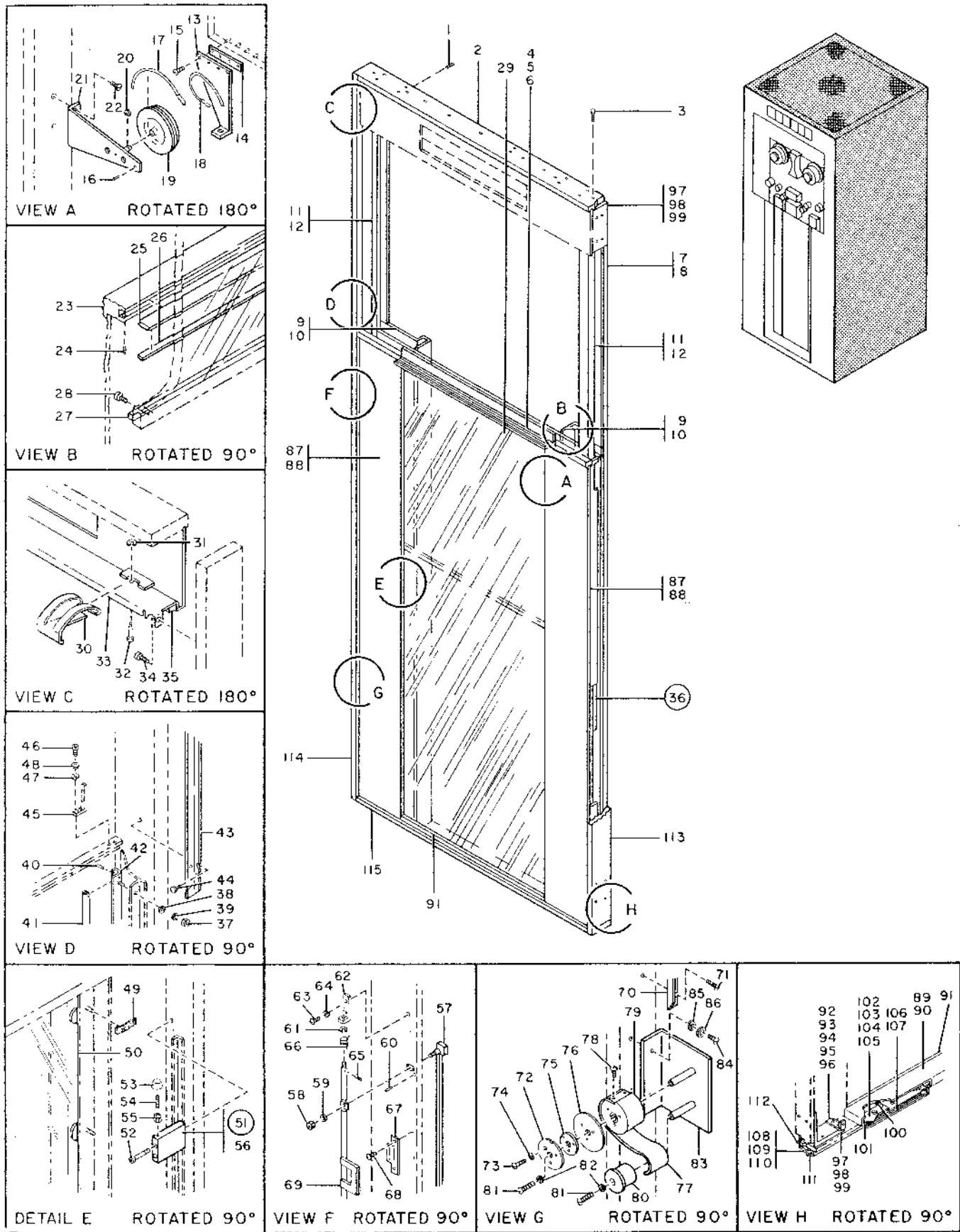


FIGURE 2. COVER GROUP. SHEET 2 OF 2. INDEX NOS. 113-222. SEE LIST 2.

LIST AND INDEX NO.	PART NO.	DESCRIPTION				UNITS PER ASSY	USABLE ON CODE
		1	2	3	4		
		COVER GROUP -CONT					
2 -149	47242	•	WASHER		ATT PT	4	
-150	535767	•	CLAMP,FRONT COVER SEAL			1	
-151	34512	•	SCREW,MACH-RIND. HD 8-32 X 3/8 LG		ATT PT	5	
-152	323915	•	PIN,SPRING- 1/16 X 3/4 LG			4	
-153	102691	•	WASHER, FI-PLAIN 3/16 ID X 7/16 OD			4	
-154	528841	•	SPRING,COMPRESSION			2	
-155	528840	•	ROD,SPRING CONTAINER			2	
-156	528826	•	PIN,PIVOT			2	
-157	530969	•	PLATE,WASHER			2	
-158	28413	•	SCREW,MACH BINDING HD 10-32 X 5/16 LG		ATT PT	4	
-159	528831	•	BRACKET,PIN PIVOT			2	
-160	535824	•	DOOR,AMPLIFIER ACCESS			1	
-161	236849	•	SCREW, MACH, BIND HD-NO 10-32 X 1/4 LG		ATT PT	4	
-162	528843	•	BRACKET,AMPLIFIER DOOR,UPPER HINGE			1	
-162	528844	•	BRACKET,AMPLIFIER DOOR,LOWER HINGE			1	
-163	130434	•	SCREW,MACH-HEX HD 10-32 X 3/8 LG		ATT PT	6	
-164	9092	•	WASHER,LOCK-SPLIT NO. 10 X 0.337 OD		ATT PT	6	
-165	47242	•	WASHER		ATT PT	6	
-166	528845	•	BRACKET,AMPLIFIER DOOR,UPPER FRAME			1	
-166	528846	•	BRACKET,AMPLIFIER DOOR,LOWER FRAME			1	
-167	130434	•	SCREW,MACH-HEX HD 10-32 X 3/8 LG		ATT PT	5	
-168	9092	•	WASHER,LOCK-SPLIT NO. 10 X 0.337 OD		ATT PT	5	
-169	47242	•	WASHER		ATT PT	5	
-170	333064	•	CAP-BOLT			2	
-171	317331	•	SCREW,MACH,HEX HD,1/4-20 X 3-1/4 LG		ATT PT	2	
-172	36109	•	NUT		ATT PT	2	
-173	323915	•	PIN,SPRING- 1/16 X 3/4 LG			4	
-174	102691	•	WASHER, FI-PLAIN 3/16 ID X 7/16 OD			8	
-175	528824	•	SPRING			4	
-176	528826	•	PIN,PIVOT			4	
-177	528822	•	RETAINER,SPRING			4	
-178	530969	•	PLATE,WASHER			4	
-179	130434	•	SCREW,MACH-HEX HD 10-32 X 3/8 LG		ATT PT	8	
-180	9092	•	WASHER,LOCK-SPLIT NO. 10 X 0.337 OD		ATT PT	8	
-181	47242	•	WASHER		ATT PT	8	
-182	528831	•	BRACKET,PIN PIVOT			2	
-183	535778	•	DOOR,VACUUM SWITCH			4	
-184	236849	•	SCREW, MACH, BIND HD-NO 10-32 X 1/4 LG		ATT PT	8	
-185	528828	•	BRACKET,HINGE MTG			4	
-186	130434	•	SCREW,MACH-HEX HD 10-32 X 3/8 LG		ATT PT	8	
-187	9092	•	WASHER,LOCK-SPLIT NO. 10 X 0.337 OD		ATT PT	8	
-188	47242	•	WASHER		ATT PT	8	
-189	528829	•	BRACKET,VACUUM SWITCH DOOR MTG			4	
-190	130434	•	SCREW,MACH-HEX HD 10-32 X 3/8 LG		ATT PT	8	
-191	9092	•	WASHER,LOCK-SPLIT NO. 10 X 0.337 OD		ATT PT	8	
-192	47242	•	WASHER		ATT PT	8	
-193	333064	•	CAP-BOLT			4	
-194	59648	•	SCREW,MACH-HEX HD 1/4-20 X 1-3/4 LG		ATT PT	4	
-195	36109	•	NUT		ATT PT	4	
-196	304877	•	CLIP-COV LOC			4	
-197	23857	•	SETSCREW-SPLINE DR FP 5-40 X 1/8 LG		ATT PT	4	
-198	530968	•	TROUGH,SIDE COVER			4	
-199	32042	•	SCREW, MACH-RIND HD. NO. 10-32 X 318 LG		ATT PT	8	
-200	47242	•	WASHER		ATT PT	8	
-201	535828	•	BRACKET,KICKPLATE,SUPPORT			2	
-202	32042	•	SCREW, MACH-RIND HD. NO. 10-32 X 318 LG		ATT PT	4	
-203	47242	•	WASHER		ATT PT	4	
-204	528560	•	COVER ASSY,HEAD,TOP			1	
-205	312615	•	• STUD,CARD FEED COVER BALL			1	
-206	257189	•	• NUT,PLAIN,HEX- 8-32 X 11/32 FL W		ATT PT	1	
-207	528558	•	• COVER,HEAD TOP			1	
-208	528555	•	COVER ASSY,HEAD,BOTTOM			1	
-209	528552	•	• RING,GRIP,SCREW RETAINING			2	
-210	44171	•	• SCREW,UPPER REAR FORK		ATT PT	2	
-211	312615	•	• STUD,CARD FEED COVER BALL			1	
-212	257189	•	• NUT,PLAIN,HEX- 8-32 X 11/32 FL W		ATT PT	1	
-213	60646	•	• WASHER, LOCK		ATT PT	1	
-214	528554	•	• RETAINER,TRIM			4	





LIST AND INDEX NO.	PART NO.	DESCRIPTION	UNITS PER ASSY	USABLE ON CODE
		COVER GROUP -CONT		
2 -215	528557	• • TRIM,BOTTOM,HEAD COVER	1	
-216	528556	• • COVER,HEAD,BOTTOM	1	
-217	535779	• COVER,FRONT CASTING	1	
-218	5528	• SCREW,MACH-BIND. HD 8-32 X 5/8 LG	6	ATT PT
-219	535830	• TAB,KICKPLATE MTG	2	
-220	443	• SCREW,MACH-FIL H 10-32 X 3/8 LG	2	ATT PT
-221	9092	• WASHER,LOCK-SPLIT NO. 10 X 0.337 OD	2	ATT PT
-222	535776	• COVER,BASE	1	
		FRONT DOOR ASSEMBLY		
3 -	535750	FRONT COVER ASSY SEE LIST 2-97 FOR NEXT HIGHER ASSY AND FIG. 3 FOR ILLUSTRATION	REF	
- 1	81404	• SETSCREW-SPLINE DR FP 8-32 X 1/4 LG	2	
- 2	535719	• FRAME,UPPER FRONT DOOR	1	
- 3	437763	• SCREW,SOCKET HD CAP	8	ATT PT
- 4	535745	• HANDLE,DOOR UPPER	1	
- 5	5528	• SCREW,MACH-BIND. HD 8-32 X 5/8 LG	3	ATT PT
- 6	504852	• WASHER,NM-NO. 9 X 3/8 OD X 1/32 THK	3	ATT PT
- 7	535755	• TRIM,UPPER LEFT AND RIGHT	2	
- 8	10170	• SCREW,MACH-BIND HD 6-32 X 1/4 LG	4	ATT PT
- 9	535757	• TRIM,LOWER RIGHT	1	
- 9	535756	• TRIM,LOWER LEFT	1	
- 10	236849	• SCREW, MACH, BIND HD-NO 10-32 X 1/4 LG	4	ATT PT
- 11	535724	• PANEL,LEFT SIDE	1	
- 11	535723	• PANEL,RIGHT SIDE	1	
- 12	81693	• SCREW, MACH-BIND HD NO 6-32 X 3/8 LG	4	ATT PT
- 13	535742	• BRACKET,SLIDING DOOR CABLE MTG RIGHT	1	
- 13	535741	• BRACKET,SLIDING DOOR CABLE MTG LEFT	1	
- 14	358173	• SCREW,MACH,PAN HD,NO. 4-40 X 9/16 LG	8	ATT PT
- 15	529277	• PLATE	2	
- 16	438548	• SCREW,MACH-BIND HD 4-40 X 3/16 LG	2	
- 17	526265	• PLATE	2	
- 18	526524	• ROPE,SLIDING GLASS	2	
- 19	351006	• PULLEY,SLIDING DOOR	2	
- 20	257700	• CLIP-SPRING	2	
- 21	535735	• BRACKET,PULLEY SUPPORT	2	
- 22	32617	• SCREW,MACH-BIND HD 10-32 X 7/16 LG	4	ATT PT
- 23	535720	• FRAME,FRONT DOOR CENTER	1	
- 24	316744	• SETSCREW,SOC DR,NO. 4-40 X 1/8 LG	7	ATT PT
- 25	535722	• RETAINER,STRIP	1	
- 26	535721	• STRIP,CENTER DOOR FRAME	1	
- 27	535821	• SEAL,SLIDING GLASS	AR	
- 28	535743	• GLIDE,SLIDING GLASS DOOR	8	
- 29	535740	• DOOR,UPPER SLIDING	1	
- 30	535731	• SPRING,SWITCH	1	
- 31	251989	• RING,RETAINING	1	
- 32	530657	• PIN,INTERLOCK SWITCH	1	
- 33	535730	• PANEL,UPPER CONTROL	1	
- 34	38235	• SCREW,MACH-FIL H 6-32 X 5/16 LG	2	ATT PT
- 35	530659	• SEAL,CONTROL PANEL	AR	
- 36	535715	• SEAL ASSY,SLIDING GLASS RIGHT	NP	
- 36	535714	• SEAL ASSY,SLIDING GLASS,LEFT	NP	
- 37	257187	• NUT,HEX DOUBLE CHAMFERED,6-36 X 5/16	8	ATT PT
- 38	6364	• WASHER,LOCK-SPLIT NO. 6 X 1/4 OD	8	ATT PT
- 39	510809	• WASHER	8	ATT PT
- 40	255886	• ROLL PIN	7	
- 41	535711	• SEAL,SLIDING GLASS	1	
- 42	535713	• RETAINER,SEAL,RIGHT USED ON ASSY 535715 ONLY	1	
- 42	535712	• RETAINER,SEAL,LEFT USED ON ASSY 535714 ONLY	1	
- 43	535732	• RETAINER,SLIDING GLASS UPPER	2	

LIST AND INDEX NO.	PART NO.	DESCRIPTION				UNITS PER ASSY	USABLE ON CODE
		1	2	3	4		
FRONT DOOR ASSEMBLY -CONT							
3 - 44	81693	•	SCREW, MACH-BIND HD NO 6-32 X 3/8 LG	ATT PT	4		
- 45	528848	•	ANGLE,BAR SUPPORT		2		
- 46	38353	•	SCREW,MACH-FIL HD 6-32 X 7/16 LG	ATT PT	8		
- 47	6364	•	WASHER,LOCK-SPLIT NO. 6 X 1/4 OD	ATT PT	8		
- 48	257986	•	WASHER,FL- NO. 6 X 0.312 OD	ATT PT	8		
- 49	535747	•	NUT,PUSH ON		12		
- 50	535746	•	PANEL,LOWER FRONT DOOR GLASS		1		
- 51	535016	•	BLOCK ASSY,SLIDING DOOR STOP		2		
- 52	149898	•	SCREW,MACH,SOC HD,NO. 8-32 X 1 LG	ATT PT	4		
- 53	333064	•	• CAP-BOLT		1		
- 54	129147	•	• SCREW,MACH-HEX HD 1/4-20 X 7/8 LG	ATT PT	1		
- 55	36109	•	• NUT	ATT PT	1		
- 56	535017	•	• BLOCK,SLIDING DOOR STOP		1		
- 57	535752	•	HANDLE,FRONT DOOR		1		
- 58	11598	•	NUT,PLAIN,HEX- 10-32 X 3/8 FL W	ATT PT	2		
- 59	9092	•	WASHER,LOCK-SPLIT NO. 10 X 0.337 OD	ATT PT	2		
- 60	101086	•	DOWEL		8		
- 61	257982	•	CLIP,RETAINING		2		
- 62	535753	•	HINGE,BRACKET		2		
- 63	38383	•	SCREW,MACH-FIL H 10-32 X 7/16 LG	ATT PT	4		
- 64	9092	•	WASHER,LOCK-SPLIT NO. 10 X 0.337 OD	ATT PT	4		
- 65	530911	•	STUD,SPRING		2		
- 66	535749	•	SPRING,LATCH		2		
- 67	535754	•	BRACKET,STOP		1		
- 68	34512	•	SCREW,MACH-BIND. HD 8-32 X 3/8 LG	ATT PT	2		
- 69	535751	•	ROD		1		
- 70	535733	•	RETAINER,SLIDING GLASS LOWER		2		
- 71	81693	•	SCREW, MACH-BIND HD NO 6-32 X 3/8 LG	ATT PT	4		
- 72	535816	•	PLATE,CABLE RETAINING		2		
- 73	322550	•	SCREW, MACH-BIND HD NO. 6-32 X 1/2 LG	ATT PT	6		
- 74	55901	•	WASHER,LOCK-EXT TEETH NO. 8 X 0.381 OD	ATT PT	6		
- 75	535817	•	PLATE,CABLE TAKE UP		2		
- 76	535818	•	PLATE,NEGATOR SPRING DRUM		2		
- 77	535738	•	SPRING,FRONT DOOR NEGATOR		2		
- 78	48594	•	SCREW, MACH-BIND HD NO. 4-40 X 0.175 LG	ATT PT	4		
- 79	535819	•	DRUM,OUTPUT,NEGATOR SPRING		2		
- 80	535820	•	DRUM,TAKEUP,NEGATOR SPRING		2		
- 81	37042	•	SCREW, MACH-BIND HD. NO. 10-32 X 3/8 LG	ATT PT	2		
- 82	47242	•	WASHER	ATT PT	2		
- 83	535814	•	BRACKET,NEGATOR SPRING MTG		2		
- 84	170211	•	SCREW,MACH-HEX HD 10-32 X 1/2 LG	ATT PT	4		
- 85	9092	•	WASHER,LOCK-SPLIT NO. 10 X 0.337 OD	ATT PT	4		
- 86	47242	•	WASHER	ATT PT	4		
- 87	535726	•	PANEL,FRONT LOWER LEFT		1		
- 87	535725	•	PANEL,FRONT LOWER RIGHT		1		
- 88	81693	•	SCREW, MACH-BIND HD NO 6-32 X 3/8 LG	ATT PT	8		
- 89	528583	•	TRIM,BOTTOM DOOR CHECK		1		
- 90	186759	•	SCREW,MACH-BIND HD 8-32 X 1/32 LG	ATT PT	3		
- 91	535727	•	FILLER,LOWER FRONT DOOR FRAME		1		
- 92	535739	•	BRACKET,REAR TRIM MTG		2		
- 93	530916	•	SCREW,CAP,SOC HD,NO. 10-32 X 1-1/4 LG	ATT PT	4		
- 94	9092	•	WASHER,LOCK-SPLIT NO. 10 X 0.337 OD	ATT PT	4		
- 95	47242	•	WASHER	ATT PT	4		
- 96	11598	•	NUT,PLAIN,HEX- 10-32 X 3/8 FL W	ATT PT	4		
- 97	526210	•	ANGLE,DOOR FRAME		4		
- 98	437763	•	SCREW,SOCKET HD CAP	ATT PT	4		
- 99	104763	•	SCREW,MACH-HEX SOC HD 10-32 X 1/2 LG	ATT PT	4		
-100	141071	•	SPRING,HELICAL,EXTENSION		16		
-101	38346	•	SCREW,MACH FIL HD 6-32 X 1/8 LG		1		
-102	535654	•	LATCH,DOOR CHECK		1		
-103	2300	•	SCREW	ATT PT	1		
-104	1090873	•	WASHER,LOCK-SPLIT NO. 8 X 0.055 OD	ATT PT	1		
-105	22478	•	WASHER	ATT PT	1		
-106	535806	•	SLIDE,DOOR CHECK		1		
-107	37042	•	SCREW, MACH-BIND HD. NO. 10-32 X 3/8 LG	ATT PT	5		
-108	535728	•	CLAMP,LOWER DOOR SEAL		1		
-109	55918	•	SCREW, MACH, BIND HD- NO. 10-32 X 5/8 LG	ATT PT	5		
-110	47242	•	WASHER	ATT PT	5		

LIST AND INDEX NO.	PART NO.	DESCRIPTION				UNITS PER ASSY	USABLE ON CODE
		1	2	3	4		
		FRONT DOOR ASSEMBLY -CONT					
3 -111	535777	•	SEAL,DOOR			AR	
-112	535729	•	SPACER,LOWER DOOR SEAL			1	
-113	535716	•	FRAME,RIGHT FRONT DOOR			1	
-114	535717	•	FRAME,LEFT FRONT DOOR			1	
-115	535718	•	FRAME,LOWER FRONT DOOR			1	
		REAR COVER ASSEMBLY					
4 -	535815		REAR COVER ASSY			REF	
			SEE LIST 2-112 FOR NEXT HIGHER ASSY AND FIG. 4 FOR ILLUSTRATION				
- 1	160027	•	SPRING,EXTENSION			3	
- 2	528766	•	STUD,REAR DOOR SPRING			3	
- 3	528765	•	STUD,REAR DOOR SPRING			3	
- 4	528786	•	PLATE,STOP			2	
- 5	186759	•	SCREW,MACH-BIND HD 8-32 X 1/32 LG	ATT PT		4	
- 6	528784	•	PLATE,STOP			1	
- 7	186759	•	SCREW,MACH-BIND HD 8-32 X 1/32 LG	ATT PT		2	
- 8	1092125	•	RING,LOCKING			3	
- 9	530615	•	BRACKET,HINGE			3	
- 10	5528	•	SCREW,MACH-BIND, HD 8-32 X 5/8 LG	ATT PT		6	
- 11	528764	•	SPACER,REAR HINGE			3	
- 12	535168	•	CHECK,DOOR,REAR			1	
- 13	5528	•	SCREW,MACH-BIND, HD 8-32 X 5/8 LG	ATT PT		1	
- 14	528750	•	HINGE ASSY,REAR DOOR			2	
- 15	528755	•	HINGE ASSY,REAR DOOR			1	
- 16	528785	•	PLATE,STOP			3	
- 17	186759	•	SCREW,MACH-BIND HD 8-32 X 1/32 LG	ATT PT		6	
- 18	1092125	•	RING,LOCKING			3	
- 19	530615	•	BRACKET,HINGE			3	
- 20	5528	•	SCREW,MACH-BIND, HD 8-32 X 5/8 LG	ATT PT		3	
- 21	528764	•	SPACER,REAR HINGE			3	
- 22	156807	•	WASHER,FLAT,0.193 ID			4	
- 23	528750	•	HINGE ASSY,REAR DOOR			2	
- 24	5528	•	SCREW,MACH-BIND, HD 8-32 X 5/8 LG	ATT PT		2	
- 25	528755	•	HINGE ASSY,REAR DOOR			1	
- 26	5528	•	SCREW,MACH-BIND, HD 8-32 X 5/8 LG	ATT PT		1	
- 27	528815	•	COVER ASSY,CENTER DOOR			NP	
- 28	352386	•	• BEARING,ANNULAR BALL			5	
- 29	129147	•	SCREW,MACH-HEX HD 1/4-20 X 7/8 LG	ATT PT		5	
- 30	3550	•	• WASHER, FL 0.265 ID X 9/16 OD	ATT PT		5	
- 31	139050	•	• WASHER,FL- 1/4 X 13/16 OD X 1/16 THK	ATT PT		10	
- 32	6935	•	• LOCKWASHER	ATT PT		5	
- 33	36109	•	• NUT	ATT PT		5	
- 34	528768	•	• PLATE,SPRING MTG			1	
- 35	438548	•	• SCREW,MACH-BIND HD 4-40 X 3/16 LG	ATT PT		2	
- 36	257186	•	• NUT,PLAIN,HEX- 4-40 X 5/16 FL W	ATT PT		2	
- 37	528769	•	• SPRING,NEGATOR			1	
- 38	528720	•	• DRUM BUSHING			1	
- 39	528756	•	• SCREW,DRUM MTG	ATT PT		1	
- 40	47242	•	• WASHER	ATT PT		1	
- 41	9092	•	• WASHER,LOCK-SPLIT NO. 10 X 0.337 OD	ATT PT		1	
- 42	11598	•	• NUT,PLAIN,HEX- 10-32 X 3/8 FL W	ATT PT		1	
- 43	528792	•	• BAR,LOWER CENTER			1	
- 44	129654	•	• SCREW,CAP,SOC HD- 10-32 X 3/4 LG	ATT PT		3	
- 45	9092	•	• WASHER,LOCK-SPLIT NO. 10 X 0.337 OD	ATT PT		6	
- 46	11598	•	• NUT,PLAIN,HEX- 10-32 X 3/8 FL W	ATT PT		3	
- 47	528753	•	• PIN,DOOR PIVOT			2	
- 48	351031	•	• COVER,LOWER CENTER DOOR			1	
- 49	528745	•	• GUIDE ASSY,DOOR CHANNEL			1	
- 50	528839	•	• LATCH,TRIM BAR			1	
- 51	257973	•	• SETSCREW,SOC DR,NO. 6-32 X 5/16 LG	ATT PT		3	
- 52	528788	•	• ROLLER,GUIDE			1	
- 53	528787	•	• SCREW,ROLLER MTG	ATT PT		1	

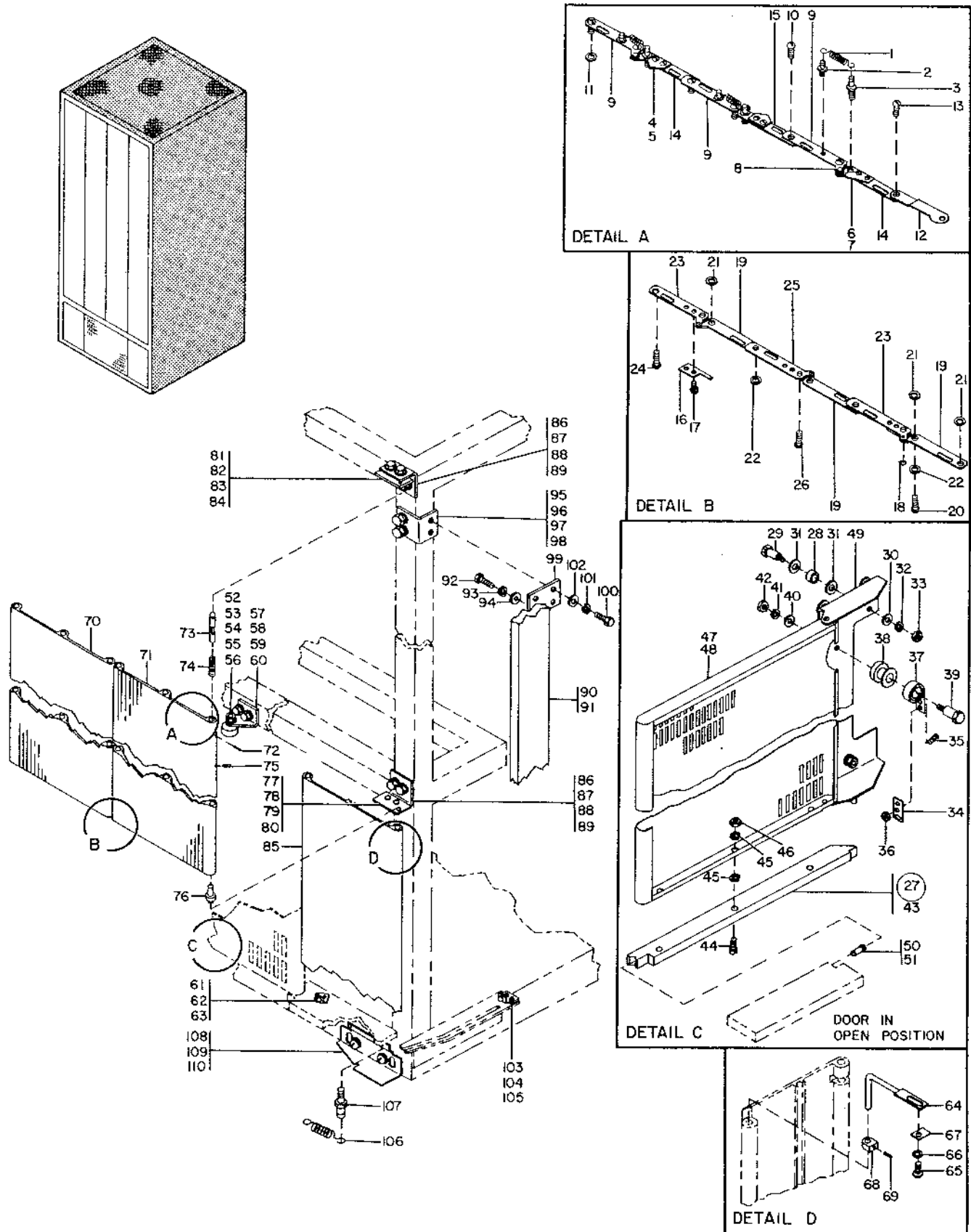


FIGURE 4. REAR COVER ASSEMBLY. SHEET 1 OF 2. INDEX NOS. 1-110. SEE LIST 4.

LIST AND INDEX NO.	PART NO.	DESCRIPTION				UNITS PER ASSY	USABLE ON CODE
		1	2	3	4		
RFAR COVER ASSEMBLY -CONT							
4 - 54	6364	•	WASHER, LOCK-SPLIT NO. 6 X 1/4 OD		ATT PT	1	
- 55	257986	•	WASHER, FL- NO. 6 X 0.312 OD		ATT PT	1	
- 56	257187	•	NUT, HEX DOUBLF CHAMFERED 6-36 X 5/16		ATT PT	1	
- 57	528804	•	BRACKET, GUIDE ROLLER			1	
- 58	120211	•	SCREW, MACH-HEX HD 10-32 X 1/2 LG		ATT PT	2	
- 59	9092	•	WASHER, LOCK-SPLIT NO. 10 X 0.337 OD		ATT PT	2	
- 60	47242	•	WASHER		ATT PT	2	
- 61	328469	•	BUMPER, HINGED DRUM COVER			2	
- 62	528709	•	BRACKET, DOOR STOP			2	
- 63	10170	•	SCREW, MACH-BIND HD 6-32 X 1/4 LG		ATT PT	4	
- 64	528729	•	ARM, PIVOT			4	
- 65	186759	•	SCREW, MACH-BIND HD 8-32 X 1/32 LG		ATT PT	4	
- 66	22478	•	WASHER		ATT PT	4	
- 67	528842	•	PLATE, DOOR STOP			4	
- 68	528739	•	CLAMP, PIVOT ARM			4	
- 69	257968	•	SETSCREW, HEADLESS NO. 6-32 X 1/8 LG		ATT PT	4	
- 70	528808	•	EXTRUSION, COVER UPPER REAR			3	
- 71	528809	•	EXTRUSION, COVER UPPER REAR			1	
- 72	257494	•	PIN, SPRING- 1/16 X 3/8 LG			1	
- 73	521183	•	PIN, HINGE COVER			1	
- 74	521184	•	SPRING, COMPRESSION			1	
- 75	521185	•	ROLL PIN, HINGE COVER			1	
- 76	521182	•	PIN, HINGE COVER			1	
- 77	528778	•	BLOCK, REAR DOOR PIVOT			1	
- 78	120211	•	SCREW, MACH-HEX HD 10-32 X 1/2 LG		ATT PT	2	
- 79	9092	•	WASHER, LOCK-SPLIT NO. 10 X 0.337 OD		ATT PT	2	
- 80	47242	•	WASHER		ATT PT	2	
- 81	528775	•	BLOCK, REAR DOOR UPPER PIVOT			1	
- 82	120211	•	SCREW, MACH-HEX HD 10-32 X 1/2 LG		ATT PT	2	
- 83	9092	•	WASHER, LOCK-SPLIT NO. 10 X 0.337 OD		ATT PT	2	
- 84	47242	•	WASHER		ATT PT	2	
- 85	528740	•	EXTRUSION ASSY			2	
- 86	528799	•	BRACKET, REAR DOOR			2	
- 87	120211	•	SCREW, MACH-HEX HD 10-32 X 1/2 LG		ATT PT	4	
- 88	9092	•	WASHER, LOCK-SPLIT NO. 10 X 0.337 OD		ATT PT	4	
- 89	47242	•	WASHER		ATT PT	4	
- 90	535798	•	TRIM, RIGHT REAR			1	
- 90	535797	•	TRIM, LEFT REAR			1	
- 91	38457	•	SCREW, MACH, F H, NO. 8-32 X 3/4 LG		ATT PT	2	
- 92	120211	•	SCREW, MACH-HEX HD 10-32 X 1/2 LG		ATT PT	16	
- 93	9092	•	WASHER, LOCK-SPLIT NO. 10 X 0.337 OD		ATT PT	16	
- 94	47242	•	WASHER		ATT PT	16	
- 95	528789	•	BRACKET, REAR			8	
- 96	120211	•	SCREW, MACH-HEX HD 10-32 X 1/2 LG		ATT PT	16	
- 97	9092	•	WASHER, LOCK-SPLIT NO. 10 X 0.337 OD		ATT PT	16	
- 98	47242	•	WASHER		ATT PT	16	
- 99	528790	•	BRACKET, REAR			8	
-100	130434	•	SCREW, MACH-HEX HD 10-32 X 3/8 LG		ATT PT	16	
-101	9092	•	WASHER, LOCK-SPLIT NO. 10 X 0.337 OD		ATT PT	16	
-102	47242	•	WASHER		ATT PT	16	
-103	328469	•	BUMPER, HINGED DRUM COVER			4	
-104	528709	•	BRACKET, DOOR STOP			2	
-105	10170	•	SCREW, MACH-BIND HD 6-32 X 1/4 LG		ATT PT	8	
-106	160027	•	SPRING, EXTENSION			2	
-107	436547	•	STUD, CARRIAGE LATCH RETURN SPRING			2	
-108	352378	•	BRACKET, REAR KICK PLATE, LEFT			1	
-108	352379	•	BRACKET, REAR KICK PLATE, RIGHT			1	
-109	186759	•	SCREW, MACH-BIND HD 8-32 X 1/32 LG		ATT PT	4	
-110	22478	•	WASHER		ATT PT	2	
-111	528708	•	BRACKET, LOWER			2	
-112	120211	•	SCREW, MACH-HEX HD 10-32 X 1/2 LG		ATT PT	4	
-113	9092	•	WASHER, LOCK-SPLIT NO. 10 X 0.337 OD		ATT PT	4	
-114	47242	•	WASHER		ATT PT	4	
-115	528728	•	STUD, GUIDE			4	
-116	257187	•	NUT, HEX DOUBLE CHAMFERED 6-36 X 5/16		ATT PT	4	
-117	6364	•	WASHER, LOCK-SPLIT NO. 6 X 1/4 OD		ATT PT	4	
-118	257986	•	WASHER, FL- NO. 6 X 0.312 OD		ATT PT	4	
-119	528782	•	PIN, HINGE			2	

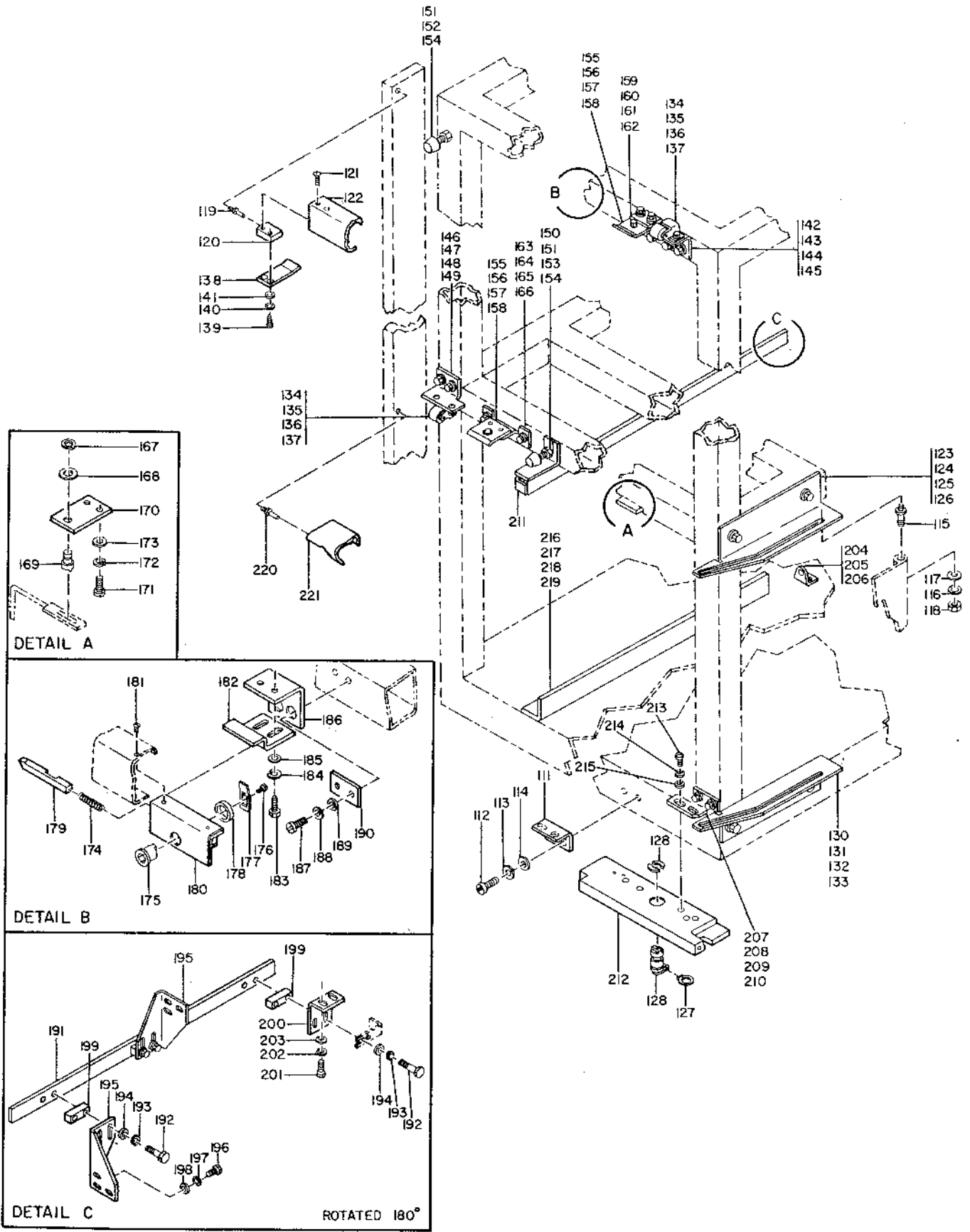


FIGURE 4. REAR COVER ASSEMBLY. SHEET 2 OF 2. INDEX NOS. 111-221. SEE LIST 4.

LIST AND INDEX NO.	PART NO.	DESCRIPTION	UNITS PER ASSY	USABLE ON CODE
		REAR COVER ASSEMBLY -CONT		
4 -120	528783	• BLOCK,PIVOT	2	
-121	38432	• SCREW,MACH,F H,NO. 4-40 X 3/16 LG	4	ATT PT
-122	528807	• TRIM,REAR DOOR UPPER	1	
-123	528805	• BRACKET,GUIDE PIN,LEFT	1	
-123	528806	• BRACKET,GUIDE PIN,RIGHT	1	
-124	130434	• SCREW,MACH-HEX HD 10-32 X 3/8 LG	4	ATT PT
-125	9092	• WASHER,LOCK-SPLIT NO. 10 X 0.337 OD	4	ATT PT
-126	47242	• WASHER	4	ATT PT
-127	332912	• RING,RET	2	
-128	528742	• RING,PIVOT SHAFT RETAINER	4	
-129	528725	• SHAFT ASSY,PIVOT	2	
-130	535758	• BRACKET,GUIDE PIN LOWER LEFT	1	
-130	535759	• BRACKET,GUIDE PIN LOWER RIGHT	1	
-131	130434	• SCREW,MACH-HEX HD 10-32 X 3/8 LG	4	ATT PT
-132	9092	• WASHER,LOCK-SPLIT NO. 10 X 0.337 OD	4	ATT PT
-133	47242	• WASHER	4	ATT PT
-134	513668	• CATCH, FRICTION LATCH	4	
-135	38350	• SCREW,MACH-FIL H 6-32 X 1/4 LG	8	ATT PT
-136	6364	• WASHER,LOCK-SPLIT NO. 6 X 1/4 OD	8	ATT PT
-137	257986	• WASHER,FL- NO. 6 X 0.312 OD	8	ATT PT
-138	528767	• FINGER,DOOR ACTUATING UPPER	1	
-139	38262	• SCREW,MACH-FIL H 4-40 X 1/4 LG	2	ATT PT
-140	257984	• WASHER,LOCK- NO. 4 X 0.212 OD	2	ATT PT
-141	257985	• WASHER, F2-1/8 ID X 1/4 OD	2	ATT PT
-142	528779	• BRACKET,FRICTION CATCH	3	
-143	120211	• SCREW,MACH-HEX HD 10-32 X 1/2 LG	6	ATT PT
-144	9092	• WASHER,LOCK-SPLIT NO. 10 X 0.337 OD	6	ATT PT
-145	47242	• WASHER	6	ATT PT
-146	528781	• BRACKET,FRICTION CATCH	1	
-147	121211	• SCREW,MACH,HEX HD,NO. 10-32 X 1/2 LG	2	ATT PT
-148	9092	• WASHER,LOCK-SPLIT NO. 10 X 0.337 OD	2	ATT PT
-149	47242	• WASHER	2	ATT PT
-150	535661	• STOP,TRIM	2	
-151	333064	• CAP-BOLT	7	
-152	36112	• SCREW,MACH-HEX HD 1/4-20 X 1-1/2 LG	4	ATT PT
-153	59647	• SCREW,MACH-HEX HD 1/4-20 X 1 LG	3	ATT PT
-154	36109	• NUT	7	ATT PT
-155	528780	• CATCH,REAR DOOR HOLD	5	
-156	130434	• SCREW,MACH-HEX HD 10-32 X 3/8 LG	10	ATT PT
-157	9092	• WASHER,LOCK-SPLIT NO. 10 X 0.337 OD	10	ATT PT
-158	47242	• WASHER	10	ATT PT
-159	528776	• BRACKET,CATCH MTG,UPPER	3	
-160	120211	• SCREW,MACH-HEX HD 10-32 X 1/2 LG	6	ATT PT
-161	9092	• WASHER,LOCK-SPLIT NO. 10 X 0.337 OD	6	ATT PT
-162	47242	• WASHER	6	ATT PT
-163	528777	• BRACKET,CATCH MTG,LOWER	2	
-164	120211	• SCREW,MACH-HEX HD 10-32 X 1/2 LG	4	ATT PT
-165	9092	• WASHER,LOCK-SPLIT NO. 10 X 0.337 OD	4	ATT PT
-166	47242	• WASHER	4	ATT PT
-167	332921	• RING,RET	2	
-168	528719	• RING,UPPER GUIDE	2	
-169	528724	• SHAFT,UPPER GUIDE	2	
-170	528723	• BRACKET,UPPER GUIDE MTG	2	
-171	120211	• SCREW,MACH-HEX HD 10-32 X 1/2 LG	4	ATT PT
-172	9092	• WASHER,LOCK-SPLIT NO. 10 X 0.337 OD	4	ATT PT
-173	47242	• WASHER	4	ATT PT
-174	12953	• SPRING,HELICAL,COMPR- 13.8 TURNS	1	
-175	530817	• GROMMET, LATCH OPERATING	1	
-176	438548	• SCREW,MACH-BIND HD 4-40 X 3/16 LG	1	ATT PT
-177	526201	• LEVER,LATCH ACTUATING	1	
-178	526202	• BUSHING,LATCH	1	
-179	530819	• PLUNGER,LATCH	1	
-180	526200	• HOUSING,LATCH PLUNGER	1	
-181	38432	• SCREW,MACH,F H,NO. 4-40 X 3/16 LG	2	ATT PT
-182	526203	• STRIKE,LATCH	1	
-183	77063	• SCREW,MACH-HEX HD 8-32 X 7/16 LG	2	ATT PT
-184	1090873	• WASHER,LOCK-SPLIT NO. 8 X 0.055 OD	2	ATT PT
-185	22478	• WASHER	2	ATT PT



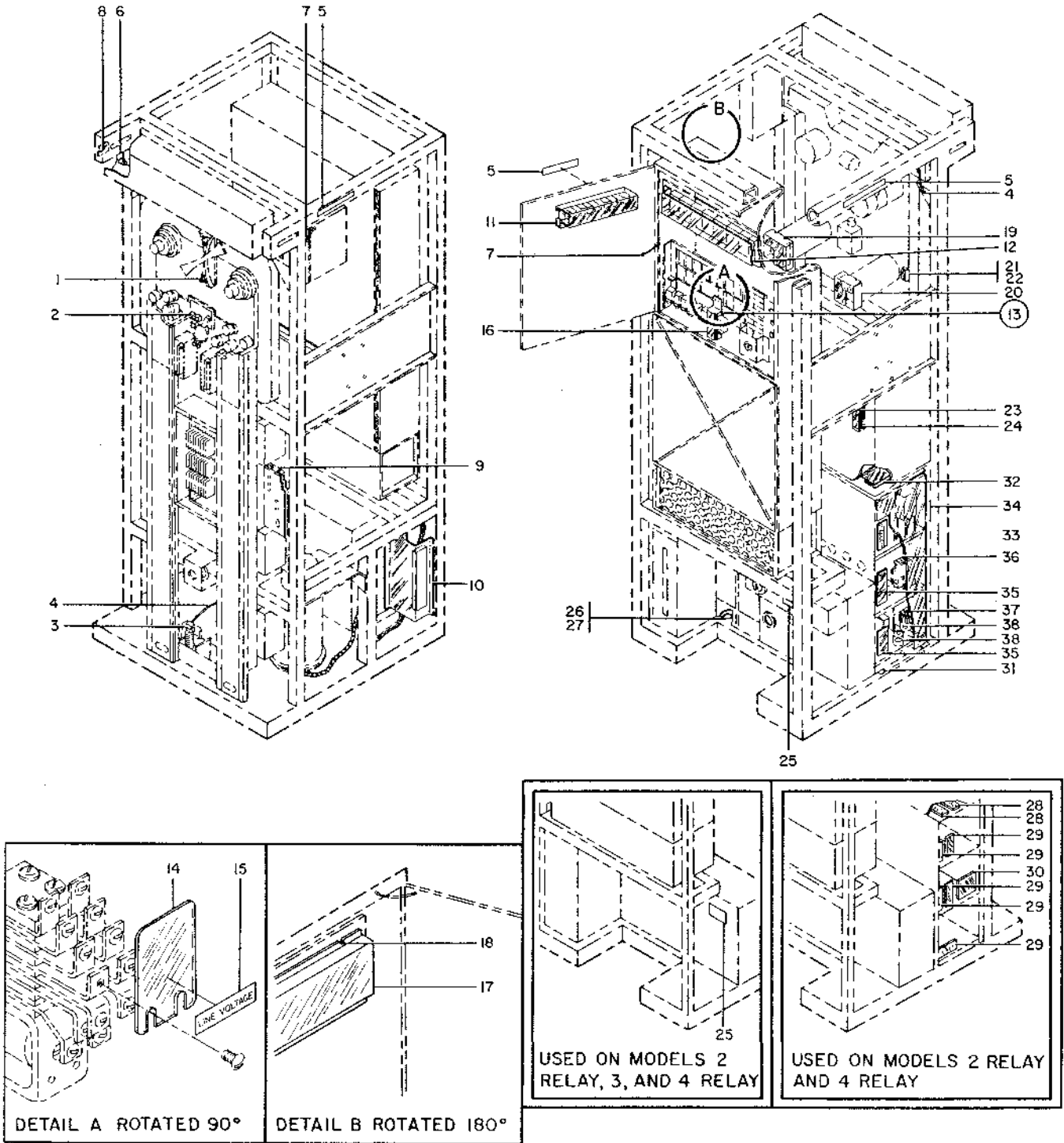


FIGURE 5. SAFETY COVERS, LOCATION DWGS. SEE LIST 5.

LIST AND INDEX NO.	PART NO.	DESCRIPTION				UNITS PER ASSY	USABLE ON CODE
		1	2	3	4		
REAR COVER ASSEMBLY -CONT							
4 -186	526204	•	BRACKET,STRIKE MTG			2	
-187	77063	•	SCREW,MACH-HEX HD 8-32 X 7/16 LG	ATT PT		2	
-188	1090873	•	WASHER,LOCK-SPLIT NO. 8 X 0.055 OD	ATT PT		2	
-189	22478	•	WASHER	ATT PT		2	
-190	521187	•	WASHER			1	
-191	528772	•	TRACK,GUIDE			1	
-192	101706	•	SCREW,MACH-HEX HD 10-32 X 3/4 LG	ATT PT		6	
-193	9092	•	WASHER,LOCK-SPLIT NO. 10 X 0.337 OD	ATT PT		6	
-194	47242	•	WASHER	ATT PT		6	
-195	528797	•	BRACKET,UPPER GUIDE			2	
-196	120211	•	SCREW,MACH-HEX HD 10-32 X 1/2 LG	ATT PT		4	
-197	9092	•	WASHER,LOCK-SPLIT NO. 10 X 0.337 OD	ATT PT		4	
-198	47242	•	WASHER	ATT PT		4	
-199	528770	•	SPACER,GUIDE TRACK			3	
-200	528774	•	BRACKET,UPPER GUIDE TRACK MTG			1	
-201	120211	•	SCREW,MACH-HEX HD 10-32 X 1/2 LG	ATT PT		2	
-202	9092	•	WASHER,LOCK-SPLIT NO. 10 X 0.337 OD	ATT PT		2	
-203	47242	•	WASHER	ATT PT		2	
-204	328469	•	BUMPER,HINGED DRUM COVER			1	
-205	528793	•	BRACKET,CENTER DOOR STOP			1	
-206	186759	•	SCREW,MACH-BIND HD 8-32 X 1/32 LG	ATT PT		2	
-207	528734	•	BRACKET			1	
-207	528738	•	BRACKET,LOWER,RIGHT REAR TRIM MTG			1	
-208	120211	•	SCREW,MACH-HEX HD 10-32 X 1/2 LG	ATT PT		4	
-209	9092	•	WASHER,LOCK-SPLIT NO. 10 X 0.337 OD	ATT PT		4	
-210	47242	•	WASHER	ATT PT		4	
-211	351023	•	STOP,UPPER,CENTER DOOR			1	
-212	528791	•	BAR			1	
-212	528761	•	BAR,LOWER RIGHT			1	
-213	120211	•	SCREW,MACH-HEX HD 10-32 X 1/2 LG	ATT PT		8	
-214	9092	•	WASHER,LOCK-SPLIT NO. 10 X 0.337 OD	ATT PT		8	
-215	47242	•	WASHER	ATT PT		8	
-216	528795	•	BRACKET,LOWER GUIDE			1	
-217	120211	•	SCREW,MACH-HEX HD 10-32 X 1/2 LG	ATT PT		3	
-218	9092	•	WASHER,LOCK-SPLIT NO. 10 X 0.337 OD	ATT PT		3	
-219	47242	•	WASHER	ATT PT		3	
-220	521188	•	PIN,HINGE			2	
-221	528810	•	TRIM,REAR DOOR			2	
SAFETY COVERS,LOCATION DWGS							
5 -	530960		SAFETY COVERS,LOCATION DWGS SEE LIST 1-16 FOR NEXT HIGHER ASSY AND FIG. 5 FOR ILLUSTRATION			REF 1	
-	530961		SAFETY COVERS,LOCATION DWGS SEE LIST 1-16 FOR NEXT HIGHER ASSY AND FIG. 5 FOR ILLUSTRATION			REF 2	
-	530963		SAFETY COVERS,LOCATION DWGS SEE LIST 1-16 FOR NEXT HIGHER ASSY AND FIG. 5 FOR ILLUSTRATION			REF 3	
- 1	529294	•	COVER,PHOTOCELL			1 12	
- 2	529295	•	COVER-PHOTOCELL HOLDER			1 12	
- 3	535617	•	COVER,BFLLWS			1 12	
- 4	526098	•	STRAP-GROUNDING 6 IN. LG			1 12	
- 5	535632	•	LABEL			1 12	
- 6	530912	•	COVER,INTERLOCK SWITCH			1 12	
- 7	528484	•	JUMPER ASSY,GROUND			1 12	
- 8	226570	•	JUMPER ASSY SEL LIST 42 FOR COMPONENT PARTS			1 12	
- 9	352401	•	COVER,SAFETY			1 12	
- 10	535141	•	COVER,C6,RT RE			1 12	
- 11	535143	•	COVER,CAPACITOR,MAINGATE			1 12	
- 12	535144	•	COVER,RELAY,MAINGATE			1 12	

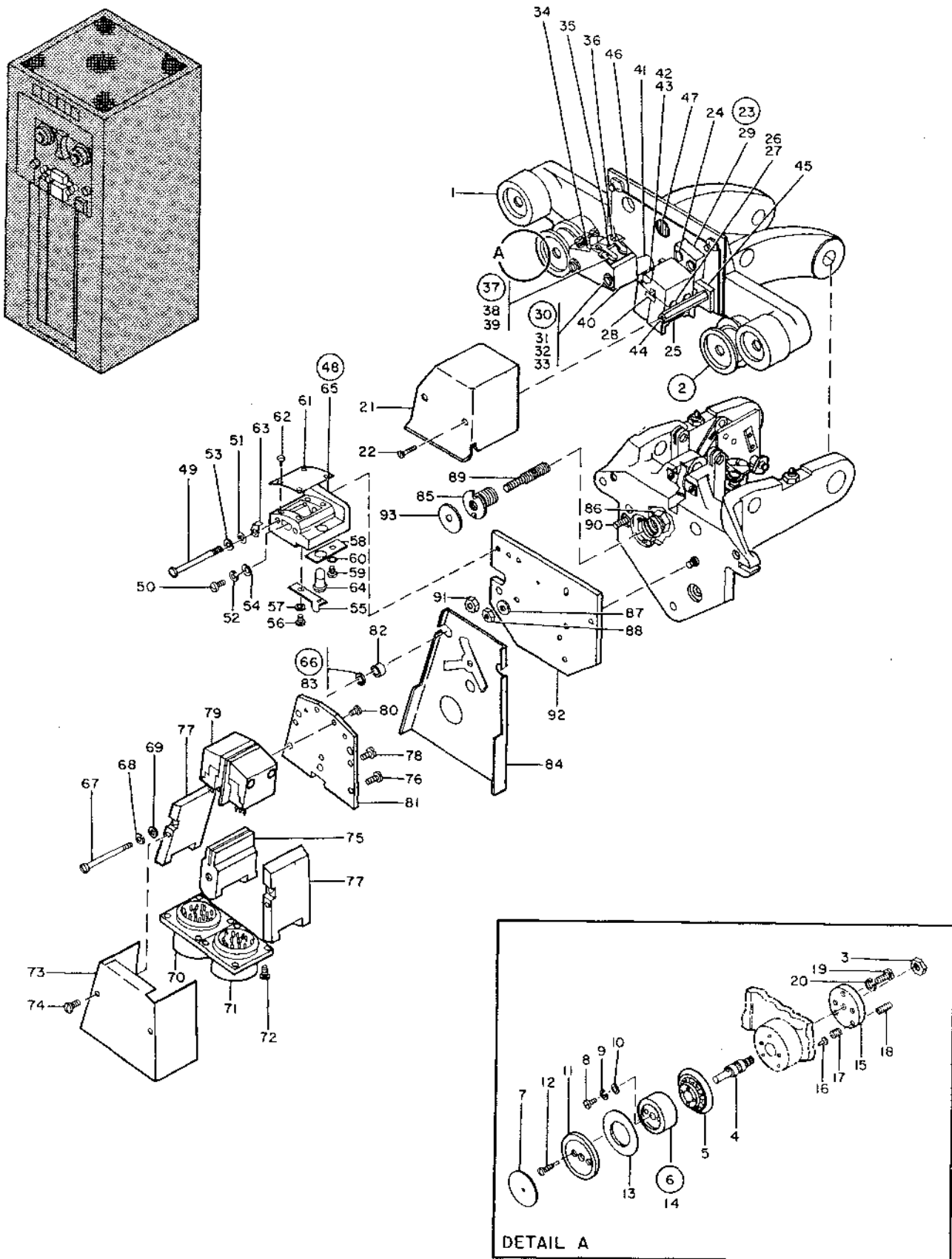


FIGURE 6. TAPE GUIDE AND HEAD ASSEMBLY. SHEET 1 OF 2, INDEX NOS. 1-93. SEE LIST 6.

LIST AND INDEX NO.	PART NO.	DESCRIPTION	UNITS PER ASSY	USABLE ON CODE
SAFETY COVERS, LOCATION DWGS -CONT				
5 - 13	530612	• COVER ASSY, LABEL	1	12
- 14	530613	• • LABEL, LINE VOLTAGE	1	12
- 15	351047	• • COVER, DUO RELAY REAR	1	12
- 16	530973	• COVER, DUO RELAY	1	12
- 17	535142	• COVER, CAPACITOR, MAIN GATE	1	12
- 18	55726	• SCREW, MACH-BIND HD NO. 6-32 X 3/16 LG	1	12
- 19	535149	• COVER, BRUSH, RH, REAR	1	12
- 20	535150	• COVER, BRUSH, LH, REAR	1	12
- 21	352610	• COVER, SAFETY REEL RELEASE BRACKET	1	12
- 22	10170	• SCREW, MACH-BIND HD 6-32 X 1/4 LG	1	12
- 23	440752	• SHIELD, TERMINAL BLOCK	1	12
- 24	441042	• CLIP, SHIELD	2	12
- 25	138756	• LABEL, VOLTAGE WARNING	1	12
- 26	140425	• SCREW, MACH-HEX HD 10-32 X 5/16 LG	1	12
- 27	9092	• WASHER, LOCK-SPLIT NO. 10 X 0.337 OD	1	12
- 28	441235	• SHIELD, TERMINAL BLOCK	REF	10
- 29	316163	• COVER, TERMINAL BLOCK	REF	10
- 30	316143	• SHIELD	REF	10
- 31	56079	• WASHER, LOCK-EXT TEETH NO. 10 X 0.410 OD	REF	12
- 32	501541	• COVER, TERMINAL BLOCK	REF	2
- 33	440752	• SHIELD, TERMINAL BLOCK	REF	2
- 34	535114	• COVER, POWER SUPPLY	REF	2
- 35	535281	• COVER, TERMINAL BLOCK	REF	2
- 36	519707	• COVER, TERMINAL BLOCK	REF	2
- 37	535940	• SHIELD, TERMINAL BLOCK	REF	2
- 38	524354	• LABEL-MARKED DANGER HIGH VOLTAGE	REF	2
TAPE GUIDE AND HEAD ASSEMBLY				
6 -	526294	TAPE GUIDE AND HEAD ASSY SEE LIST 1-32 FOR NEXT HIGHER ASSY AND FIG. 6 FOR ILLUSTRATION	REF	7
-	526291	TAPE GUIDE AND HEAD ASSY SEE LIST 1-32 FOR NEXT HIGHER ASSY AND FIG. 6 FOR ILLUSTRATION	REF	2
-	526297	TAPE GUIDE AND HEAD ASSY SEE LIST 1-32 FOR NEXT HIGHER ASSY AND FIG. 6 FOR ILLUSTRATION	REF	14
-	347891	TAPE GUIDE AND HEAD ASSY SEE LIST 1-32 FOR NEXT HIGHER ASSY AND FIG. 6 FOR ILLUSTRATION	REF	15
-	347892	TAPE GUIDE AND HEAD ASSY SEE LIST 1-32 FOR NEXT HIGHER ASSY AND FIG. 6 FOR ILLUSTRATION	REF	16
- 1	526035	• CAPSTAN ASSY, STOP	2	
- 2	528365	• GUIDE ASSY, SPLIT	2	
- 3	528234	• NUT, SPLIT GUIDE	2	
- 4	352472	• • STUD ASSY, SPLIT GUIDE	1	
- 5	528355	• • FLANGE ASSY, REAR SPLIT GUIDE	1	
- 6	528360	• • FLANGE ASSY	1	
- 7	528371	• • • DISC, SPLIT GUIDE DECORATIVE	1	
- 8	186923	• • • SCREW, CAP, SOC HD, NO. 4-40 X 1/4 LG	1	
- 9	257984	• • • WASHER, LOCK- NO. 4 X 0.212 OD	1	
- 10	257985	• • • WASHER, F2-1/8 ID X 1/4 OD	1	
- 11	528362	• • • RING, OUTER FLANGE DECORATIVE	1	
- 12	528367	• • • SCREW, MACH, BIND HD, NO. 2-56 X 0.594 LG	2	
- 13	528372	• • • INSERT, SPLIT GUIDE FLANGE	1	
- 14	528361	• • • BODY, SPLIT GUIDE CENTER	1	
- 15	530677	• STUD, SPRING ADJ	6	
- 16	528249	• PIN, REAR FLANGE LOWER PRESSURE	6	
- 17	530695	• SPRING, COMPRESSION	6	
- 18	530676	• NUT, SPLIT GUIDE	2	
- 19	38352	• SCREW, MACH-FIL H 6-32 X 3/8 LG	4	
- 20	6364	• WASHER, LOCK-SPLIT NO. 6 X 1/4 OD	4	

LIST AND INDEX NO.	PART NO.	DESCRIPTION				UNITS PER ASSY	USABLE ON CODE
		1	2	3	4		
TAPE GUIDE AND HEAD ASSEMBLY -CONT							
6 - 21	526054	•	SHIELD,UPPER HEAD			1	
- 22	438566	•	SCREW,MACH BINDING	ATT PT		2	
- 23	352791	•	SHIELD ASSY-BLOCK			1	17
- 23	352392	•	SHIELD ASSY			1	2
- 24	322065	•	SCREW,MACH-BIND HD 6-32 X 5/8 LG	ATT PT		2	
- 25	352783	•	• SHIELD ASSY			1	17
- 25	352371	•	• SHIELD ASSY			1	2
- 26	530614	•	• SCREW,MACH,BIND HD,NO. 2-56 X 15/16 LG	ATT PT		2	
- 27	36823	•	• NUT,PLAIN,HEX,NO. 2-56	ATT PT		2	
- 28	526298	•	• SPRING,SHIELD			3	
- 29	352391	•	• BLOCK,SHIELD MTG			1	
- 30	528193	•	• HOLDER ASSY,PHOTO CELL			1	
- 31	438563	•	• SCREW,MACH FILL HD	ATT PT		2	
- 32	6364	•	• WASHER,LOCK-SPLIT NO. 6 X 1/4 OD	ATT PT		2	
- 33	257986	•	• WASHER,FL- NO. 6 X 0.312 OD	ATT PT		2	
- 34	528194	•	• SEMICONDUCTOR,PHOTO DEVICE			2	
- 35	516186	•	• SPRING-CONTACT			2	
- 36	38350	•	• SCREW,MACH-FIL H 6-32 X 1/4 LG	ATT PT		2	
- 37	516189	•	• LAMP ASSY-PHOTOCELL			2	
- 38	516188	•	• LAMP,INCANDESCENT-MINAT BAYONET BASE 6V			2	
- 39	516187	•	• JUMPER			1	
- 40	516190	•	• HOLDER-PHOTOCELL			1	
- 41	528224	•	• SPACER,PHOTO CELL BLOCK			2	
- 42	352502	•	• HEAD ASSY,ERASE			1	17
- 43	528366	•	• SCREW,MACH,SOC HD,NO. 4-40 X 1/4 LG	ATT PT		1	17
- 44	352784	•	• STAND OFF-SHIELD			2	17
- 44	526050	•	• STANDOFF,SHIELD			2	2
- 45	352785	•	• PLATE-ERASE HEAD MTG			1	17
- 46	528338	•	• SHIELD,UPPER			1	
- 47	313453	•	• LATCH-CARD FEED COV			1	
- 48	528215	•	• BLOCK ASSY,TAPE CLEANER			1	
- 49	528334	•	• SCREW,MACH,FIL H,NO. 6-32 X 1.590 LG	ATT PT		2	
- 50	5644	•	• SCREW,MACH-FIL H 6-32 X 5/8 LG	ATT PT		1	
- 51	62031	•	• WASHER,LOCK-INT TEETH NO. 6 X 0.295 OD	ATT PT		2	
- 52	6364	•	• WASHER,LOCK-SPLIT NO. 6 X 1/4 OD	ATT PT		1	
- 53	257986	•	• WASHER,FL- NO. 6 X 0.312 OD	ATT PT		2	
- 54	29961	•	• WASHER,FL-NO. 8 X 1/4 OD X 1/32 THK BRS	ATT PT		1	
- 55	528318	•	• SPRING,TERMINAL			1	
- 56	38262	•	• SCREW,MACH-FIL H 4-40 X 1/4 LG	ATT PT		1	
- 57	257985	•	• WASHER, F2-1/8 ID X 1/4 OD	ATT PT		1	
- 58	528297	•	• TERMINAL,LAMP			1	
- 59	38262	•	• SCREW,MACH-FIL H 4-40 X 1/4 LG	ATT PT		1	
- 60	257985	•	• WASHER, F2-1/8 ID X 1/4 OD	ATT PT		1	
- 61	512449	•	• BLADE-TAPE CLEANER			1	
- 62	182803	•	• SCREW,MACH-FH 0-80 X 1/8 LG	ATT PT		4	
- 63	530900	•	• JUMPER			1	
- 64	516188	•	• LAMP,INCANDESCENT-MINAT BAYONET BASE 6			1	
- 65	528216	•	• BLOCK,TAPE CLEANER			1	
- 66	526292	•	• PLATE ASSY,READ AND WRITE HEAD			1	18
- 66	526289	•	• PLATE ASSY			1	2
- 66	526295	•	• PLATE ASSY,READ AND WRITE HEAD			1	19
- 67	528334	•	• SCREW,MACH,FIL H,NO. 6-32 X 1.590 LG	ATT PT		3	
- 68	6364	•	• WASHER,LOCK-SPLIT NO. 6 X 1/4 OD	ATT PT		3	
- 69	1090199	•	• WASHER,FLAT,0.145 ID	ATT PT		3	
- 70	351009	•	• PLUG ASSY,WRITE HEAD			1	
- 71	351008	•	• PLUG ASSY,READ HEAD			1	
- 72	251970	•	• SCREW, MACH, BIND HD-NO. 4-40 X 1/4 LG	ATT PT		8	
- 73	528694	•	• SHIELD,READ WRITE HEAD			1	
- 74	10170	•	• SCREW,MACH-BIND HD 6-32 X 1/4 LG	ATT PT		2	
- 75	528698	•	• SUPPORT,CONNECTOR,CENTER			1	
- 76	38235	•	• SCREW,MACH-FIL H 6-32 X 5/16 LG	ATT PT		1	
- 77	528696	•	• SUPPORT,CONNECTOR,LEFT SIDE			1	
- 77	528697	•	• SUPPORT,CONNECTOR,RIGHT SIDE			1	
- 78	38235	•	• SCREW,MACH-FIL H 6-32 X 5/16 LG	ATT PT		4	
- 79	530655	•	• HEAD ASSY,2 GAP,READ AND WRITE			1	18
- 79	528690	•	• HEAD ASSY,TWO GAP,READ AND WRITE			1	20
- 80	528667	•	• SCREW,MACH,FIL H,NO. 2-56 X 1/4 LG	ATT PT		4	
- 81	528699	•	• PLATE,HEAD MTG			1	

LIST AND INDEX NO.	PART NO.	DESCRIPTION	UNITS PER ASSY	USABLE ON CODE
TAPE GUIDE AND HEAD ASSEMBLY -CONT				
6 - 82	528382	• SPACER,HEAD MTG	3	
- 83	528369	• SHIM,HEAD MOUNTING	AR	
- 83	528379	• SHIM,HEAD MOUNTING	AR	
- 83	528389	• SHIM,HEAD MOUNTING	AR	
- 84	526058	• SHIELD ASSY,LOWER HEAD	1	
- 85	333091	• FITTING-HD PL ADJ	1	
- 86	8163	• NUT,PLAIN,HEX- 3/8-24 X 9/16 FL W	1	
- 87	154548	• SPACER- 0.385 ID X 5/8 OD X 0.0625 THK	1	
- 88	11598	• NUT,PLAIN,HEX- 10-32 X 3/8 FL W	1	21
- 89	333096	• STUD,STEPPED	1	
- 90	38383	• SCREW,MACH-FIL H 10-32 X 7/16 LG	1	22
- 91	11598	• NUT,PLAIN,HEX- 10-32 X 3/8 FL W	1	22
- 92	528294	• PLATE	1	22
- 92	347884	• PLATE,HEAD MOUNTING	1	21
- 93	333095	• SPRING-HD ADJUSTMENT	1	22
- 93	333095	• SPRING-HD ADJUSTMENT	2	21
- 94	141344	• CLAMP-CABLE	1	
- 95	251970	• SCREW, MACH, BIND HD-NO. 4-40 X 1/4 LG	ATT PT	
- 96	141344	• CLAMP-CABLE	2	
- 97	38262	• SCREW,MACH-FIL H 4-40 X 1/4 LG	ATT PT	
- 98	257984	• WASHER,LOCK- NO. 4 X 0.212 OD	ATT PT	
- 99	528227	• SEAL,HEAD PLUG	2	
-100	438538	• SCREW	ATT PT	
-101	535686	• WASHER,LOCK,STL	ATT PT	18
-101	263217	• WASHER,LOCK,INT TOOTH,0.092 ID	ATT PT	20
-102	528248	• PLATE,HEAD PLUG GUIDE	1	
-103	530747	• CABLE ASSY,PHOTO SENSE	1	
		SEE LIST 42 FOR COMPONENT PARTS		
-104	528223	• BRACKET,HEAD PLUG MTG	1	
-105	38352	• SCREW,MACH-FIL H 6-32 X 3/8 LG	ATT PT	
-106	6364	• WASHER,LOCK-SPLIT NO. 6 X 1/4 OD	ATT PT	
-107	333074	• BOLT,SHLD-HEX HD 10-32 X 7/8 LG	1	22
-108	333075	• SPRING,HELICAL,COMPR- 4.9 TURNS	1	22
-109	257971	• SETSCREW,SOC DR,NO. 6-32 X 1/4 LG	2	22
-110	352560	• BALL SEAT	2	22
-111	333073	• BALL-HD PL HINGE	2	22
-112	45690	• WASHER,FL-NO. 10 X 7/16 OD X 1/32 THK	1	22
-113	35739	• SCREW, MACH-BIND HD NO. 6-32 X 15/16 LG	2	21
-114	352788	• SHIM-HEAD PLATE MTG	1	21
-115	528264	• RING,SNAP	1	
-116	528218	• ARM,TENSION,RH	1	
-117	126065	• STUD,LATCH-PAWL LINK	ATT PT	
-118	528255	• ROD ASSY,LOCK	1	
-119	126065	• STUD,LATCH-PAWL LINK	ATT PT	
-120	528274	• FELT,OIL UPPER	2	
-121	1092125	• RING,LOCKING	2	
-122	528242	• LINK,GEAR SEGMENT	1	
-123	528247	• LINK,HEAD LOCK	2	
-124	528287	• FELT,OIL LOWER	2	
-125	1073462	• SCREW, SET, HDLS 6-32 X 3/16 LG	2	
-126	528219	• SHAFT	1	
-127	528239	• ROD	1	
-128	528229	• GEAR,HEAD RAISING	1	
-129	11598	• NUT,PLAIN,HEX- 10-32 X 3/8 FL W	2	
-130	528336	• PLUNGER,SPRING LOADED	2	
-131	528240	• SWITCH ASSY	1	
-132	337	• SCREW,MACH-FIL H 3-32 X 3/8 LG	ATT PT	
-133	1090873	• WASHER,LOCK-SPLIT NO. 8 X 0.055 OD	ATT PT	
-134	1073418	• RING,RET- 0.094 ID X 0.230 OD	1	
-135	528260	• LINK ASSY	1	
-136	20038	• WASHER,FL-NO. 5 X 5/16 OD X 1/32 THK	1	
-137	528245	• BRACKET ASSY,CLUTCH NUT	1	
-138	43525	• SCREW,MACH,BIND HD,NO. 6-40 X 11/16 LG	ATT PT	
-139	528349	• SPRING,COMPRESSION	1	
-140	1090970	• WASHER,FLAT,0.142 ID	1	
-141	528265	• BRACKET ASSY,MTG	1	
-142	528324	• SWITCH, SENSITIVE	2	
-143	528289	• SCREW,MACH,HEX HD,NO. 2-56 X 1/2 LG	ATT PT	

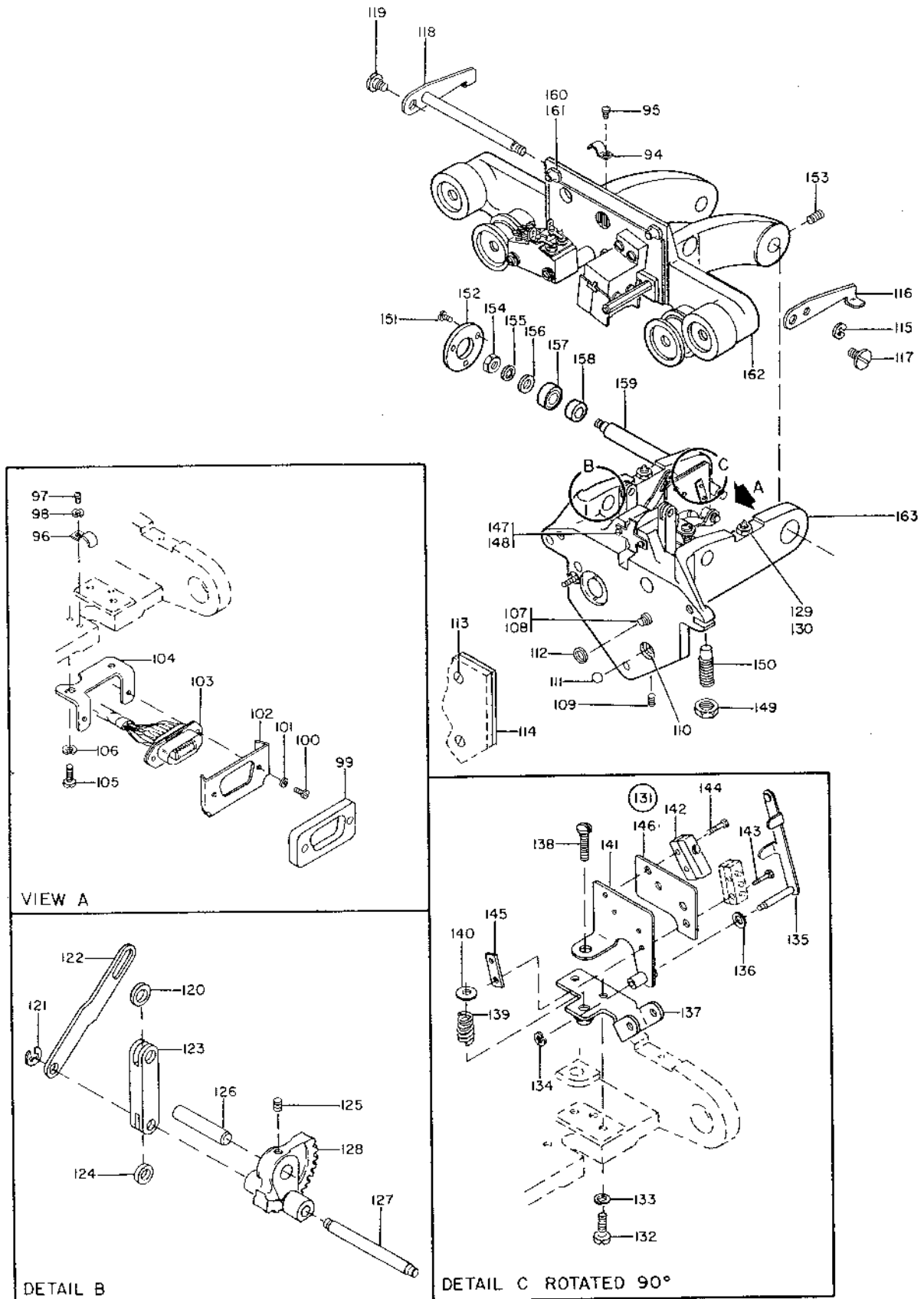


FIGURE 6. TAPE GUIDE AND HEAD ASSEMBLY. SHEET 2 OF 2, INDEX NOS. 94-163. SEE LIST 6.

LIST AND INDEX NO.	PART NO.	DESCRIPTION	UNITS PER ASSY	USABLE ON CODE
TAPE GUIDE AND HEAD ASSEMBLY -CONT				
6 -144	528298	• • SCREW,MACH,HEX HD,NO. 2-56 X 3/8 LG	ATT PT	2
-145	535169	• • PLATE,ADJUSTING,SWITCH		1
-146	528242	• • INSULATOR,SWITCH BRACKET		1
-147	528221	• SPRING,SEGMENT STOP		1
-148	10170	• SCREW,MACH-BIND HD 6-32 X 1/4 LG	ATT PT	2
-149	528237	• NUT,LOCK		2
-150	528254	• STUD,STUD		2
-151	528244	• RETAINER,HEAD MTG		1
-152	38264	• SCREW,MACH-FIL H 4-40 X 3/8 LG	ATT PT	3
-153	134986	• SCREW, SET, HDLS 10-32 X 1/2 LG		4
-154	11598	• NUT,PLAIN,HEX- 10-32 X 3/8 FL W		2
-155	56121	• WASHER,LOCK-INT TEETH NO. 10 X 0.361 OD		2
-156	529291	• SPACER,HEAD MTG,SHAFT		2
-157	110129	• BEARING		2
-158	528238	• SPACER,PIVOT SHAFT		2
-159	528232	• CASTING		1
-160	352489	• STUD		2
-161	352490	• STUD		2
-162	528230	• HEAD		1
-163	528235	• CASTING		1
-163	347895	• CASTING		1
VACUUM SWITCH ASSEMBLY				
7 -	526094	VACUUM SWITCH ASSY SEE LIST 36-34 FOR NEXT HIGHER ASSY AND FIG. 7 FOR ILLUSTRATION	REF	
-	352481	SWITCH ASSY,VACUUM SEE LIST 1-57 FOR NEXT HIGHER ASSY AND FIG. 7 FOR ILLUSTRATION	REF	18
-	526284	SWITCH ASSY SEE LIST 1-57 FOR NEXT HIGHER ASSY AND FIG. 7 FOR ILLUSTRATION.	REF	20
- 1	515902	• COVER-VAC SW		1
- 2	352390	• FILTER ASSY USED ON ASSY 526094 ONLY		2
- 2	526503	• FILTER ASSY,VACUUM SWITCH USED ON ASSY 352481 AND 526284 ONLY		2
- 3	435599	• • TERMINAL,-LUG		2
- 4	322742	• • RESISTOR,30 OHMS P/M 5% 5W USED ON ASSY 526094 ONLY		1
- 4	360046	• • RESISTOR,15 OHM,P/M 5 PERCENT,1/2W USED ON ASSY 352481 AND 526284 ONLY		1
- 5	360665	• • CAPACITOR,5 MFD 150VDCW USED ON ASSY 526094 ONLY		1
- 5	526498	• • CAP,10 MFD,PL 100,MN 10 PERCENT,100VDC USED ON ASSY 352481 AND 526284 ONLY		1
- 6	173213	• SCREW,MACH-RD WASHER HD 5-40 X 1-7/32 LG		4
- 7	23815	• NUT,PLAIN,HEX- 5-40 X 5/16 FL W		4
- 8	25984	• SUPPORT-CONTACT SPRING		2
- 9	320892	• PLATE-JUMPER		1
- 10	526282	• STIFFENER-SPRING USED ON ASSY 526094 AND 352481 ONLY		2
- 10	125872	• SPRING-STIFFENER USED ON ASSY 526284 ONLY		2
- 11	320896	• CONTACT ASSY-UPPER		2
- 12	117921	• SUPPORT-SPRING CONTACT		1
- 13	177982	• SUPPORT ASSY-BRUSH MAGNET CONTACT SPRING		1
- 14	11898	• INSULATION-CONTACT SPRING 1/32 THK		2
- 15	320892	• PLATE-JUMPER		1
- 16	23815	• NUT,PLAIN,HEX- 5-40 X 5/16 FL W		2
- 17	320893	• SPRING ASSY-CONTACT		1
- 18	24958	• TERMINAL ASSY-CONTACT		2
- 19	11898	• INSULATION-CONTACT SPRING 1/32 THK		2



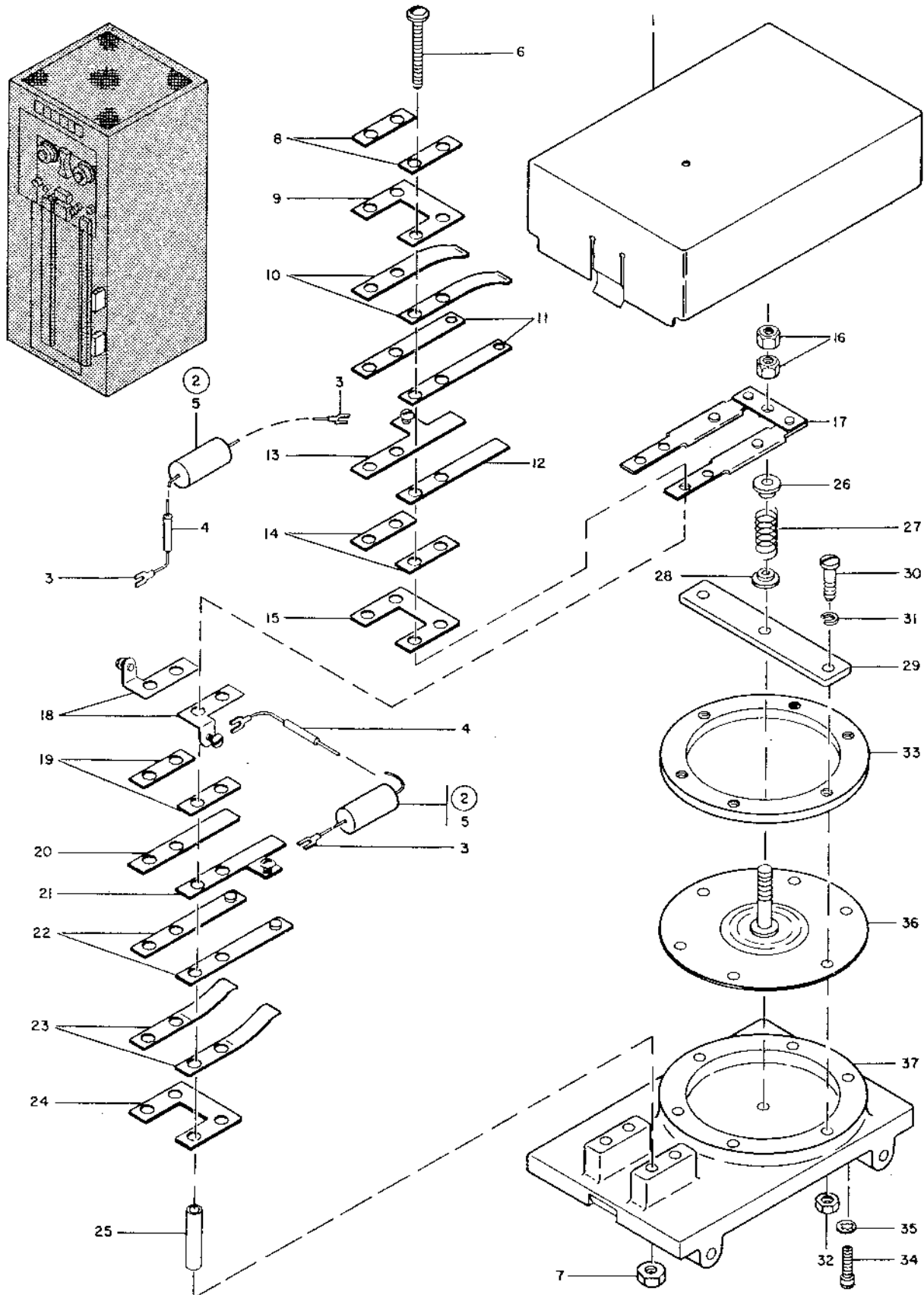


FIGURE 7. VACUUM SWITCH ASSEMBLY. SEE LIST 7.

LIST AND INDEX NO.	PART NO.	DESCRIPTION	UNITS PER ASSY	USABLE ON CODE
		VACUUM SWITCH ASSEMBLY -CONT		
7 - 20	117921	• SUPPORT-SPRING CONTACT	1	
- 21	177982	• SUPPORT ASSY-BRUSH MAGNET CONTACT SPRING	1	
- 22	320897	• CONTACT ASSY-LOWER	2	
- 23	125872	• SPRING-STIFFENER	2	
- 24	320892	• PLATE-JUMPER	1	
- 25	132622	• INSULATION-SCR	4	
- 26	332697	• MOUNT-SPRING	1	
- 27	320891	• SPRING,HELICAL COMPR- 12 TURNS USED ON ASSY 526094 AND 352481 ONLY	1	
- 27	526283	• SPRING,COMPRESSION USED ON ASSY 526284 ONLY	1	
- 28	332697	• MOUNT-SPRING	1	
- 29	332696	• SUPPORT-VAC SW	1	
- 30	5644	• SCREW,MACH-FIL H 6-32 X 5/8 LG	2	ATT PT
- 31	62031	• WASHER,LOCK-INT TEETH NO. 5 X 0.295 OD	2	ATT PT
- 32	257187	• NUT,HEX DOUBLE CHAMFERED 6-36 X 5/16	2	ATT PT
- 33	332699	• SPACER-VAC SW 2-7/8 OD X 1/8 THK	1	
- 34	38352	• SCREW,MACH-FIL H 6-32 X 3/8 LG	4	ATT PT
- 35	62031	• WASHER,LOCK-INT TEETH NO. 6 X 0.295 OD	4	ATT PT
- 36	332692	• DIAPHRAGM ASSY-VAC SW	1	
- 37	515901	• BASE-VAC SW	1	
		MAGNETIC TAPE UNIT,BASIC ASSEMBLY		
8 -	NO NO.1	MAGNETIC TAPE UNIT,BASIC ASSY SEE LIST 1-62 FOR NEXT HIGHER ASSY AND FIG. 8 FOR ILLUSTRATION	REF	1
-	NO NO.2	MAGNETIC TAPE UNIT,BASIC ASSY SEE LIST 1-62 FOR NEXT HIGHER ASSY AND FIG. 8 FOR ILLUSTRATION	REF	2
-	NO NO.3	MAGNETIC TAPE UNIT,BASIC ASSY SEE LIST 1-62 FOR NEXT HIGHER ASSY AND FIG. 8 FOR ILLUSTRATION	REF	3
-	348402	MAGNETIC TAPE UNIT,BASIC ASSY SEE LIST 1-62 FOR NEXT HIGHER ASSY AND FIG. 8 FOR ILLUSTRATION	REF	9
- 1	535681	• SWITCH AND INDICATOR PANEL ASSY SEE LIST 9 FOR DETAIL BREAKDOWN	1	10
- 1	535785	• SWITCH AND INDICATOR PANEL ASSY SEE LIST 9 FOR DETAIL BREAKDOWN	1	2
- 1	348484	• SWITCH AND INDICATOR PANEL ASSY SEE LIST 9 FOR DETAIL BREAKDOWN	1	9
- 2	120211	• SCREW,MACH-HEX HD 10-32 X 1/2 LG	4	ATT PT
- 3	9092	• WASHER,LOCK-SPLIT NO. 10 X 0.337 OD	4	ATT PT
- 4	139450	• WASHER,FL-NO. 10 X 7/16 OD X 3/64 THK	4	ATT PT
- 5	513668	• CATCH, FRICTION LATCH	1	
- 6	38351	• SCREW,MACH-FIL H 6-32 X 5/16 LG	2	ATT PT
- 7	6364	• WASHER,LOCK-SPLIT NO. 6 X 1/4 OD	2	ATT PT
- 8	257986	• WASHER,FL- NO. 6 X 0.312 OD	2	ATT PT
- 9	535780	• PLATE,ROLLER CLASP	1	
- 10	535781	• BRACKET,ROLLER CLASP	1	
- 11	38380	• SCREW,MACH-FIL H 10-32 X 1/4 LG	3	ATT PT
- 12	9092	• WASHER,LOCK-SPLIT NO. 10 X 0.337 OD	3	ATT PT
- 13	45980	• WASHER,FLAT	3	ATT PT
- 14	526088	• SWITCH, INTERLOCK	1	
- 15	322552	• SCREW, MACH-BIND HD NO. 6-32 X 7/8 LG	2	ATT PT
- 16	530912	• COVER,INTERLOCK SWITCH	1	
- 17	530964	• BRACKET,SWITCH MTG	1	
- 18	1091035	• SCREW,MACH,HEX HD,NO. 8-32 X 3/8 LG	2	ATT PT
- 19	1090873	• WASHER,LOCK-SPLIT NO. 8 X 0.055 OD	2	ATT PT
- 20	22478	• WASHER	2	ATT PT
- 21	530965	• SUPPORT,BRACKET	1	
- 22	130434	• SCREW,MACH-HEX HD 10-32 X 3/8 LG	2	ATT PT
- 23	9092	• WASHER,LOCK-SPLIT NO. 10 X 0.337 OD	2	ATT PT

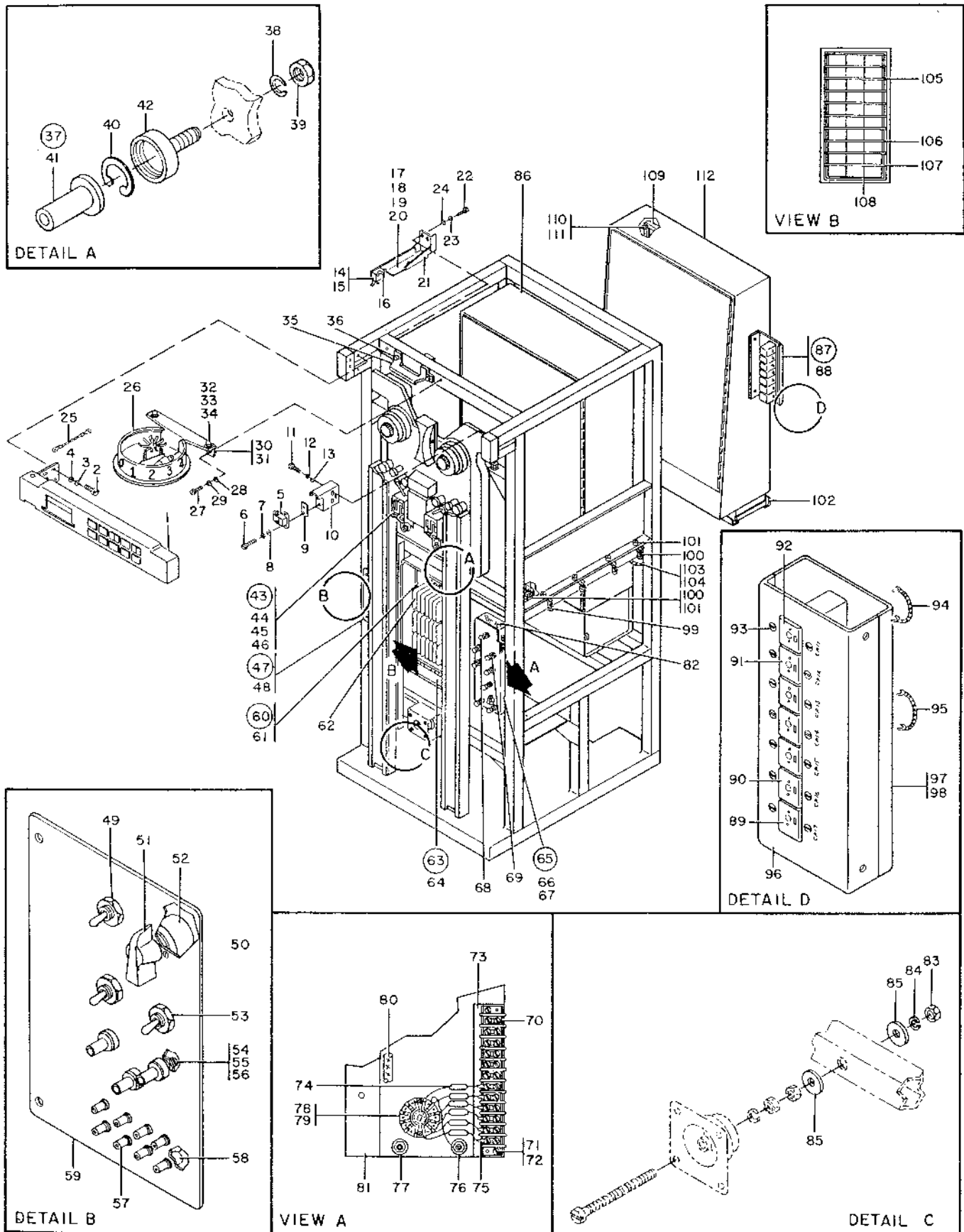


FIGURE 8. MAGNETIC TAPE UNIT, BASIC ASSEMBLY. SHEET 1 OF 4, INDEX NOS. 1-112. SEE LIST 8.

LIST AND INDEX NO.	PART NO.	DESCRIPTION				UNITS PER ASSY	USABLE ON CODE
		1	2	3	4		
		MAGNETIC TAPE UNIT, BASIC ASSEMBLY -CONT					
8 - 24	45690	•			WASHER, FL-NO. 10 X 7/16 OD X 1/32 THK.	ATT PT	2
- 25	226570	•			JUMPER ASSY		1
- 26	530985	•			INDICATOR KNOB ASSY SFL LIST 4? FOR COMPONENT PARTS		1 17
- 25	535310	•			INDICATOR KNOB ASSY SFL LIST 10 FOR DETAIL BREAKDOWN		1 2
- 27	232	•			SCREW, MACH-FIL H 10-32 X 1/2 LG	ATT PT	2
- 28	139450	•			WASHER, FL-NO. 10 X 7/16 OD X 3/64 THK	ATT PT	4
- 29	9092	•			WASHER, LOCK-SPLIT NO. 30 X 0.337 OD	ATT PT	2
- 30	11598	•			NUT, PLAIN, HEX- 10-32 X 3/8 FL W	ATT PT	2
- 31	535807	•			ANGLE, INDICATOR DIAL MTG		2
- 32	443	•			SCREW, MACH-FIL H 10-32 X 3/8 LG	ATT PT	2
- 33	9092	•			WASHER, LOCK-SPLIT NO. 10 X 0.337 OD	ATT PT	2
- 34	139450	•			WASHER, FL-NO. 10 X 7/16 OD X 3/64 THK	ATT PT	2
- 35	535812	•			CLAMP, OPERATORS PANEL CABLE		1
- 36	64288	•			CONNECTOR, APPLIANCE-FIXTURE TYPE		2
- 37	352599	•			ADJUST ASSY, SINGLE		2
- 38	36109	•			NUT	ATT PT	4
- 39	6935	•			LOCKWASHER	ATT PT	4
- 40	352598	•			• RING, RETAINING ECCENTRIC SLEEVE		1
- 41	352597	•			• SLEEVE, ECCENTRIC PROLAY ADJUSTMENT		1
- 42	352596	•			• STUD, ECCENTRIC MTG POST		1
- 43	526025	•			LH SHIELDED PROLAY ASSY SFL LIST 11 FOR DETAIL BREAKDOWN		1
- 43	526027	•			RH SHIELDED PROLAY ASSY SFL LIST 11 FOR DETAIL BREAKDOWN		1
- 44	526090	•			BOLT, PROLAY MTG	ATT PT	6
- 45	6935	•			LOCKWASHER	ATT PT	6
- 46	308894	•			WASHER, ADDING WHEEL SHAFT	ATT PT	6
- 47	348452	•			PANEL ASSY		1
- 48	58207	•			SCREW	ATT PT	2
- 49	121756	•			• SWITCH, TOGGLE-SPST 250V 3 AMP		1
- 50	453	•			• WASHER, FL- 3/8 X 13/16 OD X 1/16 THK	ATT PT	1
- 51	317173	•			• KNOB		1
- 52	322399	•			• POTENTIOMETER, 50K OHMS, P/M 10 PERCENT, 2		1
- 53	81779	•			• SWITCH, O.P.D.T.		2
- 54	348486	•			• POST ASSY, C.E. PANEL		3
- 55	220032	•			• NUT, PLAIN, HEX- 3/8-32 X 1/2 FL W	ATT PT	3
- 56	159952	•			• WASHER, LOCK, INT TOOTH, 3/8 ID	ATT PT	3
- 57	550511	•			• LAMP, INCANDESCENT		8
- 58	368168	•			• CLIP, SPEED	ATT PT	8
- 59	348453	•			• PANEL, FRONT		1
- 60	535018	•			PREAMP FRAME ASSY SEE LIST 12 FOR DETAIL BREAKDOWN		1 11
- 60	535055	•			PREAMP FRAME ASSY SEE LIST 12 FOR DETAIL BREAKDOWN		1 2
- 60	535666	•			PREAMP FRAME ASSY SEE LIST 12 FOR DETAIL BREAKDOWN		1 3
- 61	58207	•			SCREW	ATT PT	3
- 62	216085	•			GUIDE		33
- 62	216085	•			GUIDE		35
- 63	528176	•			WELL, PREAMP		1
- 64	58207	•			SCREW	ATT PT	3
- 65	352393	•			PANEL ASSY, CLUTCH CONTROL		1
- 66	25627	•			SCREW, MACH-BIND HD 8-32 X 1/2 LG	ATT PT	2
- 67	177988	•			WASHER, FLAT, 3/16 ID	ATT PT	2
- 68	352396	•			• RHEOSTAT, WIRE WOUND		2
- 69	352397	•			• RHEOSTAT, WIRE WOUND		4
- 70	209897	•			• TERMINAL BOARD		1
- 71	81693	•			• SCREW, MACH-BIND HD NO 6-32 X 3/8 LG	ATT PT	2
- 72	336322	•			• WASHER, SHAFT LOCKING	ATT PT	2
- 73	597952	•			• STRIP		1
- 74	352399	•			• RESISTOR ASSY, POWER WIRE WOUND		6
- 75	435599	•			• TERMINAL, LUG		1
- 76	320570	•			• POST, BINDING		1
- 77	331065	•			• POST, BINDING		1
- 78	317173	•			• KNOB		1

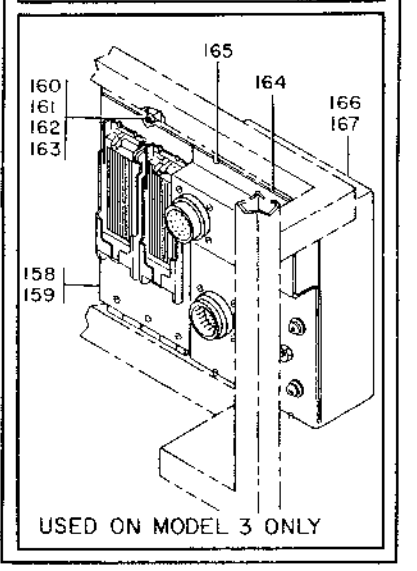
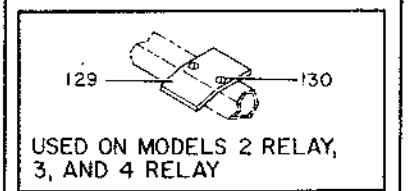
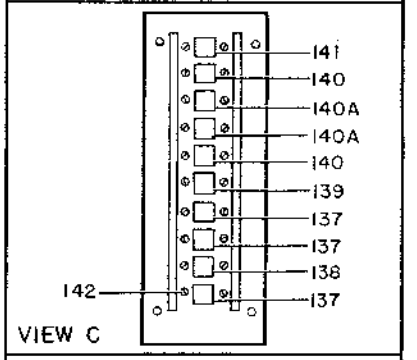
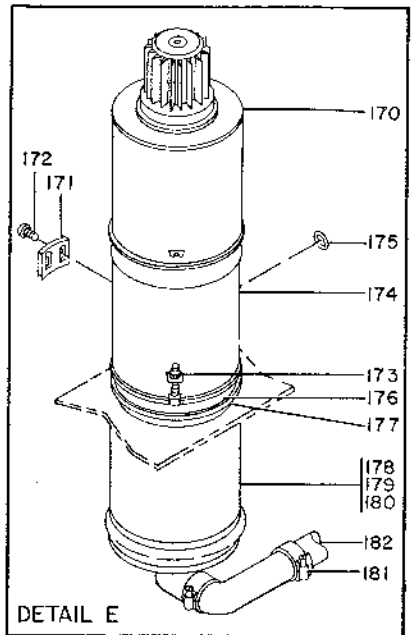
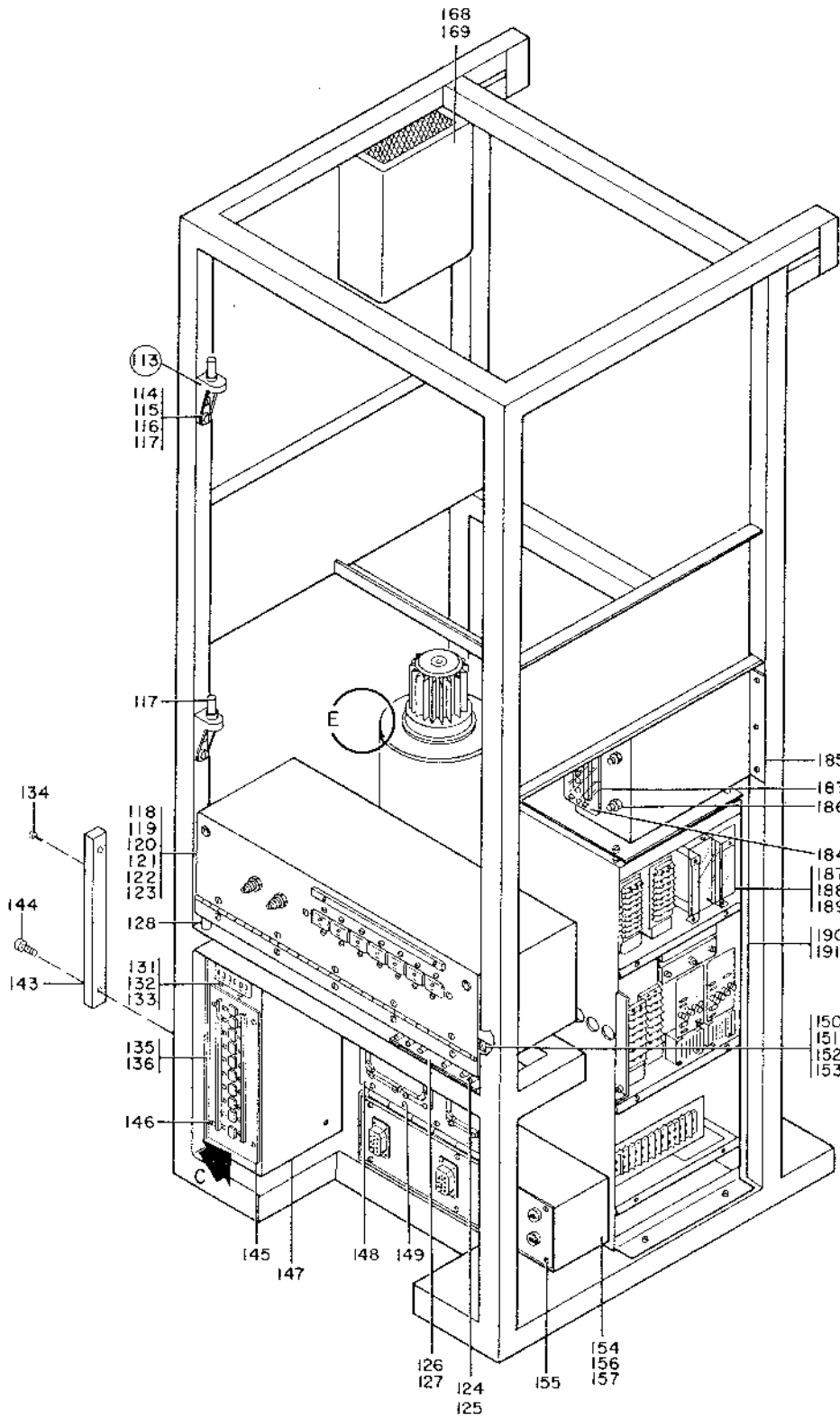


FIGURE 8. MAGNETIC TAPE UNIT, BASIC ASSEMBLY. SHEET 2 OF 4. INDEX NOS. 113-193. SEE LIST 8.

LIST AND INDEX NO.	PART NO.	DESCRIPTION	UNITS PER ASSY	USABLE ON CODE
MAGNETIC TAPE UNIT, BASIC ASSEMBLY -CONT				
8 - 79	352395	• • SWITCH, ROTARY	1	
- 80	352400	• • CABLE ASSY, INTERNAL CLUTCH CONTROL SEE LIST 42 FOR COMPONENT PARTS	1	
- 81	352394	• • PANEL, CLUTCH CONTROL	1	
- 82	352401	• COVER, SAFETY	1	
- 83	24107	• NUT, PLAIN, HEX- 3/8 X 9/16 FL W	1	
- 84	10309	• WASHER, LOCK-SPLIT 3/8 ID X 0.688 OD	1	
- 85	507155	• WASHER, FL- 3/8 X 1-1/8 OD X 1/8 THK	2	
- 86	535671	• MAINGATE ASSY SEE LIST 13 FOR DETAIL BREAKDOWN	1	1
- 86	528400	• MAINGATE ASSY SEE LIST 13 FOR DETAIL BREAKDOWN	1	2
- 86	535110	• MAINGATE ASSY SEE LIST 13 FOR DETAIL BREAKDOWN	1	3
- 87	348416	• PROTECTOR ASSY, D.C. CIRCUIT	1	9
- 88	58207	• SCREW	2	9
- 89	535292	• • CIRCUIT PROTECTOR, 1 AMP	1	9
- 90	535297	• • CIRCUIT PROTECTOR, 20 AMP	1	9
- 91	597450	• • CIRCUIT PROTECTOR, 3.5 AMP	4	9
- 92	535294	• • CIRCUIT PROTECTOR, 2 AMP	1	9
- 93	55726	• • SCREW, MACH-BIND HD NO. 6-32 X 3/16 LG	14	9
- 94	528364	• • JUMPER ASSY SEE LIST 42 FOR COMPONENT PARTS	1	9
- 95	528435	• • JUMPER ASSY SEE LIST 42 FOR COMPONENT PARTS	1	9
- 96	348454	• • BRACKET, CP MTG	1	9
- 97	348423	• COVER, SAFETY, CP PANEL	1	9
- 98	10170	• SCREW, MACH-BIND HD 6-32 X 1/4 LG	2	9
- 99	524515	• CLAMP, CABLE	3	9
-100	523250	• CLAMP, CABLE	2	9
-101	25891	• SCREW, MACH-FL CSK HD 10-32 X 1/2 LG	5	9
-102	348425	• FILTER, GATE BLOWER	2	9
-103	526098	• STRAP-GROUNDING 6 IN. LG	1	9
-104	32042	• SCREW, MACH-BIND HD. NO. 10-32 X 3/8 LG	1	9
-105	216206	• GUIDE, SINGLE CARD	20	9
-106	216085	• GUIDE	30	9
-107	216207	• GUIDE, CARD-SINGLE	23	9
-108	216231	• GUIDE, CARD 8 POSITION	3	9
-109	348406	• FRAME ASSY	1	9
-110	128543	• SETSCREW-SPLINE DR RD PT 8-32 X 3/4 LG	4	9
-111	72828	• NUT, PLAIN, HEX, NO. 8-32	4	9
-112	348403	• CARD GATE ASSY SEE LIST 18 FOR DETAIL BREAKDOWN	1	9
-113	528145	• HINGE ASSY, GATE	2	
-114	36844	• SCREW, MACH-HEX HD 1/4-20 X 5/8 LG	4	
-115	6935	• LOCKWASHER	4	
-116	528146	• • PIN, GATE HINGE	2	
-117	124871	• • HINGE-REAR GATE	1	
-118	348430	• CLUTCH FILTER AND MOTOR CONTROL ASSY SEE LIST 19 FOR DETAIL BREAKDOWN	1	9
-119	528207	• INSERT	4	9
-120	348479	• BRACKET, HOUSING MTG	1	9
-121	438586	• SCREW, MACH BINDING HD	1	9
-122	348432	• COVER, MOTOR CONTROL AND CLUTCH FILTER	1	9
-123	186759	• SCREW, MACH-BIND HD 8-32 X 1/32 LG	4	9
-124	348491	• COUPLING, POWER SUPPLY	4	9
-125	348478	• SHAFT, POWER SUPPLY	4	9
-126	348477	• BRACKET, POWER SUPPLY	1	9
-127	186759	• SCREW, MACH-BIND HD 8-32 X 1/32 LG	2	9
-128	597918	• STUD	2	9
-129	530674	• PLATE, GATE ROLLER	1	12
-130	118615	• SCREW, MACH-FH 10-32 X 5/16 LG	2	12
-131	81693	• SCREW, MACH-BIND HD NO 6-32 X 3/8 LG	4	12
-132	56722	• WASHER, LOCK-EXT TEETH NO. 6 X 5/16 OD	4	12
-133	257187	• NUT, HEX DOUBLF CHAMFERED 6-36 X 5/16	4	12
-134	58207	• SCREW	10	12
-135	351048	• PANEL ASSY	1	10
-135	528170	• PANEL ASSY	1	2

LIST AND INDEX NO.	PART NO.	DESCRIPTION	UNITS	USABLE
			PER ASSY	ON CODE
MAGNETIC TAPE UNIT, BASIC ASSEMBLY -CONT				
8 -136	28413	• SCREW, MACH BINDING HD 10-32 X 5/16 LG ATT PT	4	12
-137	535290	• • CIRCUIT PROTECTOR, 5 AMP	3	10
-137	535290	• • CIRCUIT PROTECTOR, 5 AMP	2	2
-138	535292	• • CIRCUIT PROTECTOR, 1 AMP	1	12
-139	535297	• • CIRCUIT PROTECTOR, 20 AMP	1	12
-140	597450	• • CIRCUIT PROTECTOR, 3.5 AMP	4	10
-140	535291	• • CIRCUIT PROTECTOR	2	2
-140A	597450	• • CIRCUIT PROTECTOR, 3.5 AMP	2	10
-140A	535293	• • CIRCUIT PROTECTOR	2	2
-141	535294	• • CIRCUIT PROTECTOR, 2 AMP	1	12
-142	55726	• • SCREW, MACH-BIND HD NO. 6-32 X 3/16 LG ATT PT	20	10
-142	55726	• • SCREW, MACH-BIND HD NO. 6-32 X 3/16 LG	18	2
-143	528173	• • BLOCK, D.C. TERMINAL	1	12
-144	186759	• • SCREW, MACH-BIND HD 8-32 X 1/32 LG ATT PT	2	12
-145	530901	• • PANEL, CIRCUIT BREAKER MTG	1	10
-145	528171	• • PANEL, CIRCUIT BREAKER MTG	1	2
-146	55726	• • SCREW, MACH-BIND HD NO. 6-32 X 3/16 LG ATT PT	4	12
-147	528172	• • PANEL, D.C. FUSE	1	12
-148	535071	• A.C. CONNECTOR PANEL HOUSING ASSY SEE LIST 20 FOR DETAIL BREAKDOWN	1	17
-149	28413	• SCREW, MACH BINDING HD 10-32 X 5/16 LG ATT PT	4	17
-150	528138	• RECEPTACLE, CAMLOC	2	17
-151	38351	• SCREW, MACH-FIL H 6-32 X 5/16 LG ATT PT	4	17
-152	257986	• WASHER, FL- NO. 6 X 0.312 OD ATT PT	4	17
-153	6364	• WASHER, LOCK-SPLIT NO. 6 X 1/4 OD ATT PT	4	17
-154	535073	• A.C. POWER PANEL ASSY SEE LIST 21 FOR DETAIL BREAKDOWN	1	10
-154	348475	• A.C. POWER PANEL ASSY SEE LIST 21 FOR DETAIL BREAKDOWN	1	9
-155	186759	• SCREW, MACH-BIND HD 8-32 X 1/32 LG ATT PT	6	17
-156	140425	• SCREW, MACH-HEX HD 10-32 X 5/16 LG	1	17
-157	9092	• WASHER, LOCK-SPLIT NO. 10 X 0.337 OD	1	17
-158	528180	• SUMMARY PUNCH RECEPTACLE PANEL ASSY SEE LIST 22 FOR DETAIL BREAKDOWN	1	2
-159	28413	• SCREW, MACH BINDING HD 10-32 X 5/16 LG ATT PT	3	2
-160	528138	• RECEPTACLE, CAMLOC	1	2
-161	38351	• SCREW, MACH-FIL H 6-32 X 5/16 LG ATT PT	2	2
-162	257986	• WASHER, FL- NO. 6 X 0.312 OD ATT PT	2	2
-163	6364	• WASHER, LOCK-SPLIT NO. 6 X 1/4 OD ATT PT	2	2
-164	528175	• A.C. PANEL ASSY SEE LIST 23 FOR DETAIL BREAKDOWN	1	2
-165	28413	• SCREW, MACH BINDING HD 10-32 X 5/16 LG ATT PT	4	2
-166	528147	• HOUSING, A.C. POWER	1	2
-167	28413	• SCREW, MACH BINDING HD 10-32 X 5/16 LG ATT PT	4	2
-168	528010	• CLUTCH FILTER BOX ASSY SEE LIST 24 FOR DETAIL BREAKDOWN	1	12
-169	58207	• SCREW ATT PT	4	12
-170	351020	• MOTOR, BLOWER	1	8
-171	526013	• VENT, MANIFOLD	1	14
-172	83606	• SCREW, SELF-TAPPING-BIND HD NO. 10-32 ATT PT	2	14
-173	526007	• CLAMP, MANIFOLD	3	8
-174	526019	• COVER ASSY, MANIFOLD	1	8
-175	526260	• • GROMMET, RUBBER	1	8
-176	526017	• COVER, MANIFOLD	1	8
-177	526005	• RING, MANIFOLD COVER	2	8
-178	528102	• MOTOR, BLOWER, VACUUM	1	
-179	36844	• SCREW, MACH-HEX HD 1/4-20 X 5/8 LG ATT PT	4	
-180	6935	• LOCKWASHER ATT PT	4	
-181	370839	• CLAMP, LOOP	2	
-182	333134	• HOSE-VAC BLO	1	
-183	440752	• • SHIELD, TERMINAL BLOCK	1	
-184	441042	• • CLIP, SHIELD	2	
-185	528485	• PROLAY CONTROL ASSY SEE LIST 25 FOR DETAIL BREAKDOWN	1	
-186	28413	• SCREW, MACH BINDING HD 10-32 X 5/16 LG ATT PT	6	
-187	316103	• 3 PHASE POWER SUPPLY FRAME ASSY SEE LIST 26 FOR DETAIL BREAKDOWN	1	17
-188	140425	• SCREW, MACH-HFX HD 10-32 X 5/16 LG ATT PT	4	17

LIST AND INDEX NO.	PART NO.	DESCRIPTION	UNITS PER ASSY	USABLE ON CODE
MAGNETIC TAPE UNIT, BASIC ASSEMBLY -CONT				
8 -189	56079	• WASHER, LOCK-EXT TEETH NO. 10 X 0.410 OD	ATT PT	4 17
-190	501575	• POWER SUPPLY FRAME ASSY SEE LIST 30 FOR DETAIL BREAKDOWN		1 2
-191	28413	• SCREW, MACH BINDING HD 10-32 X 5/16 LG	ATT PT	4 2
-192	528343	• COVER, DUST		1 1
-193	528340	• LIGHT SOURCE ASSY SEE LIST 34 FOR DETAIL BREAKDOWN		1 12
-193	348481	• LIGHT SOURCE ASSY SEE LIST 34 FOR DETAIL BREAKDOWN		1 9
-194	358	• SCREW, MACH-FIL H 10-32 X 3/4 LG	ATT PT	2
-195	9092	• WASHER, LOCK-SPLIT NO. 10 X 0.337 OD	ATT PT	2
-196	45690	• WASHER, FL-NO. 10 X 7/16 OD X 1/32 THK	ATT PT	2
-197	348456	• BRACKET, RELAY MTG		1 9
-198	58207	• SCREW	ATT PT	2 9
-199	111351	• RELAY, ARMATURE-CONT ARR 1C AND 1C		1 9
-200	110775	• SCREW, MACH-HEX HD 8-32 X 5/16 LG	ATT PT	2 9
-201	22478	• WASHER	ATT PT	2 9
-202	1090873	• WASHER, LOCK-SPLIT NO. 8 X 0.055 OD	ATT PT	2 9
-203	173211	• SCREW, MACH-RD WASHER HD 5-40 X 1-1/32		4 9
-204	121011	• PLATE-DUO RELAY TOP		2 9
-205	120942	• INSULATION- 0.125 THK		1 9
-206	138447	• INSULATION		4 9
-207	105826	• SPRING-STIFFENER		2 9
-208	105832	• SPRING ASSY-CONTACT-UPPER		2 9
-209	189844	• TERMINAL ASSY-CONTACT		1 9
-210	120924	• INSULATION- 0.0625 THK		2 9
-211	125872	• SPRING-STIFFENER		2 9
-212	141964	• TERMINAL ASSY-CONTACT		2 9
-213	141978	• SPRING ASSY-OPR CONTACT		1 9
-214	120926	• INSULATION- 0.094 THK		2 9
-215	141968	• TERMINAL ASSY-CONTACT		2 9
-216	117102	• SPRING ASSY-CONTACT		1 9
-217	120926	• INSULATION- 0.094 THK		2 9
-218	156909	• SPACER- 1 LG X 3/8 W X 1/16 THK		2 9
-219	105835	• TERMINAL ASSY-CONTACT		1 9
-220	120942	• INSULATION- 0.125 THK		1 9
-221	165594	• PIVOT-ARMATURE		1 9
-222	107177	• ARMATURE ASSY-MAGNET		1 9
-223	154350	• COIL ASSY		1 9
-224	19587	• SCREW, MACH-FL CSK HD 8-32 X 3/8 LG	ATT PT	1 9
-225	115552	• WASHER, FL-NO. 8 X 7/16 OD X 0.005 THK		1 9
-226	165595	• YOKE ASSY-MAGNET		1 9
-227	578109	• STRIKE, GATE		1 12
-228	28413	• SCREW, MACH BINDING HD 10-32 X 5/16 LG	ATT PT	2 12
-229	526098	• STRAP-GROUNDING 6 IN. LG		1
-230	32042	• SCREW, MACH-BIND HD. NO. 10-32 X 3/8 LG	ATT PT	2
-231	9092	• WASHER, LOCK-SPLIT NO. 10 X 0.337 OD	ATT PT	2
-232	528103	• MOTOR, HIGH SPEED, REWIND		1
-233	77063	• SCREW, MACH-HEX HD 8-32 X 7/16 LG	ATT PT	4
-234	6318	• WASHER, LOCK-SPLIT NO. 8 X 0.286 OD	ATT PT	4
-235	528081	• COUPLING-MOTOR		1
-236	528269	• BRACKET, REWIND MOTOR MTG		1
-237	101706	• SCREW, MACH-HEX HD 10-32 X 3/4 LG	ATT PT	2
-238	9092	• WASHER, LOCK-SPLIT NO. 10 X 0.337 OD	ATT PT	2
-239	535149	• COVER, BRUSH, RH, REAR		1
-240	535150	• COVER, BRUSH, LH, REAR		1
-241	515909	• BELT, V		4
-242	333004	• PULLEY		2
-243	333005	• SETSCREW-HEX SOC DR DOG PT 1/4-20 X 5/8	ATT PT	2
-244	528185	• COVER ASSY, RECP PLATE AND CABLE CLAMP		NP 12
-245	528258	• SCREW, RECEPTACLE MTG		2 12
-246	227161	• GROMMET, RUBBER		2 12
-247	530743	• A.C. POWER RACEWAY ASSY SEE LIST 35 FOR DETAIL BREAKDOWN		1 10
-247	528160	• A.C. POWER RACEWAY ASSY SEE LIST 35 FOR DETAIL BREAKDOWN		1 2
-247	348441	• A.C. POWER RACEWAY ASSY SEE LIST 35 FOR DETAIL BREAKDOWN		1 9



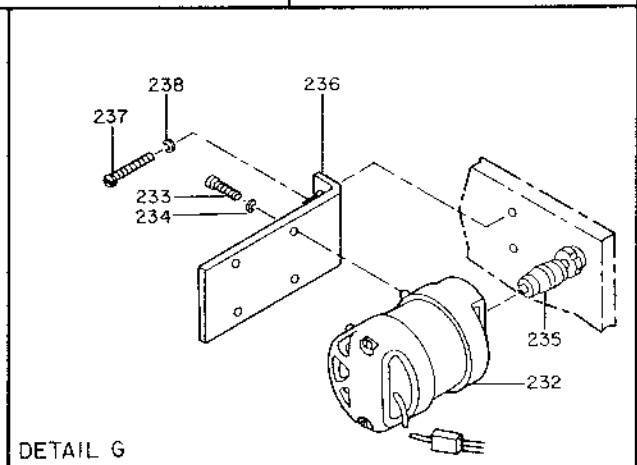
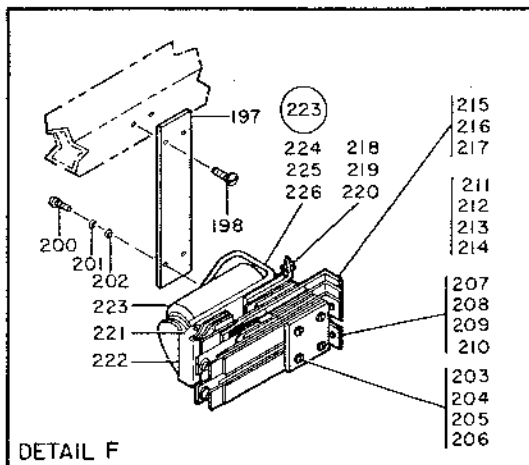
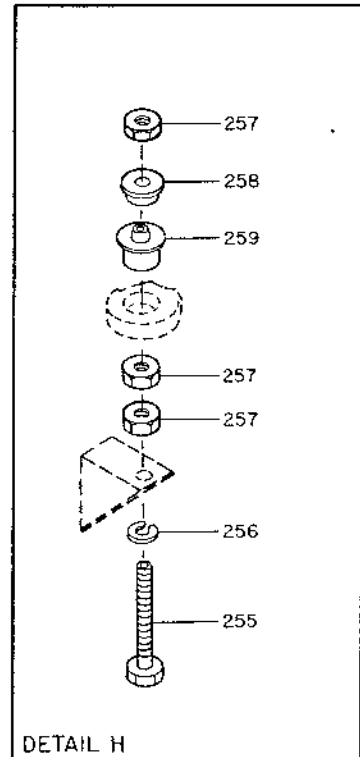
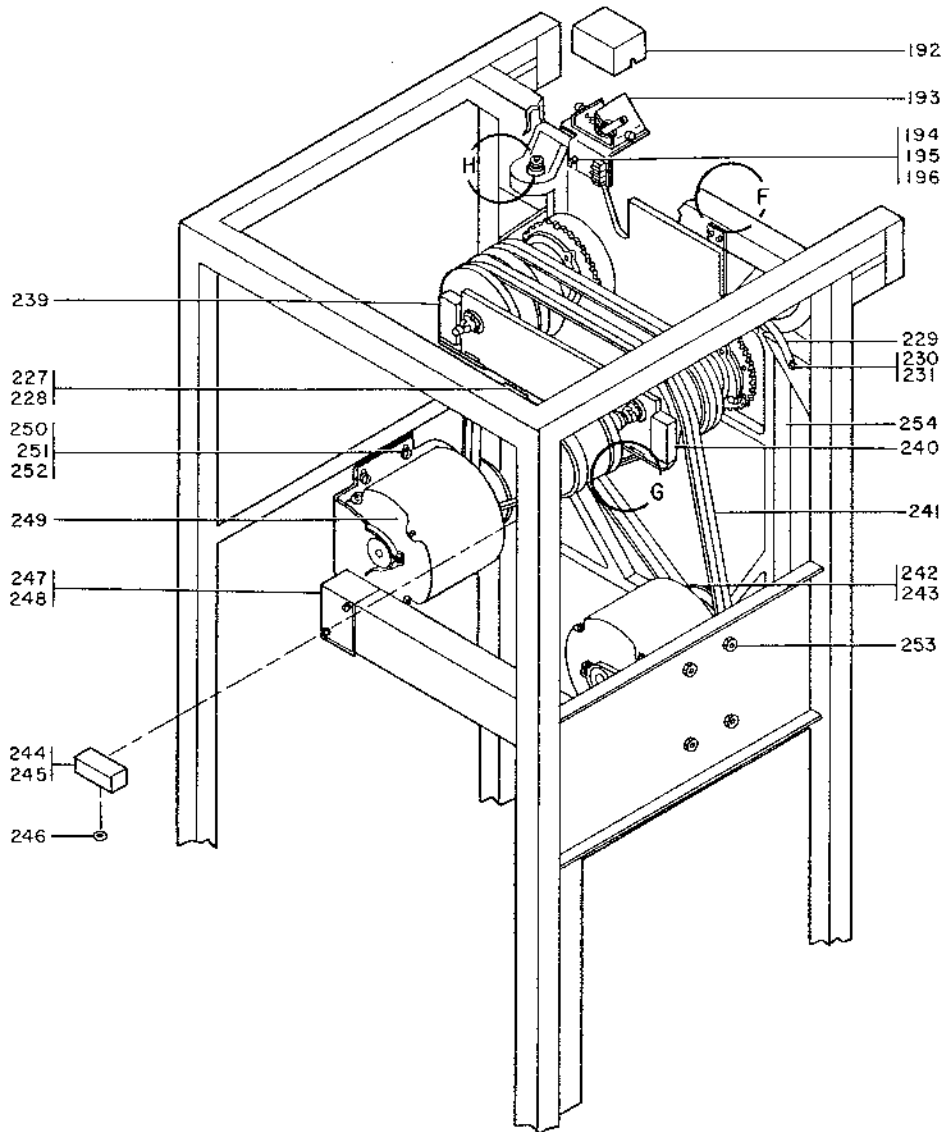


FIGURE 8. MAGNETIC TAPE UNIT, BASIC ASSEMBLY. SHEET 3 OF 4, INDEX NOS. 194-259. SEE LIST 8.

LIST AND INDEX NO.	PART NO.	DESCRIPTION	UNITS PER ASSY		USABLE ON CODE	
			1	2 3 4		
MAGNETIC TAPE UNIT, BASIC ASSEMBLY -CONT						
8 -248	55726	• SCREW, MACH-BIND HD NO. 6-32 X 3/16 LG		ATT PT	3	
-249	528101	• MOTOR, CLUTCH DRIVE			2	
-250	5471	• SCREW, MACH-HEX HD 5/16-18 X 3/4 LG		ATT PT	9	
-251	161351	• WASHER, FL- 5/16 ID X 5/8 OD X 0.050 THK		ATT PT	8	
-252	257983	• WASHER, LOCK-SPLIT 0.319 ID X 0.591 OD		ATT PT	8	
-253	25793	• NUT, PLAIN, HEX- 5/16-18 X 1/2 FL W		ATT PT	8	
-254	529490	• TRANSPORT AND COLUMN ASSY			1	12
		SEE LIST 36 FOR DETAIL BREAKDOWN				
-254	348447	• TRANSPORT AND COLUMN ASSY			1	9
		SEE LIST 36 FOR DETAIL BREAKDOWN				
-255	528107	• BOLT, HEX HD, NO. 438-14 X 5/8 LG		ATT PT	2	
-256	190359	• WASHER, LOCK, SPG, 0.446 ID		ATT PT	4	
-257	528108	• NUT, PLAIN, HEX, 7/16-14		ATT PT	6	
-258	528106	• ADAPTER, SHOCK MTG			4	
-259	528327	• MOUNT, CASTING SHOCK			2	
-260	478012	• CLAMP, CABLE			9	9
-261	438807	• CLAMP, CABLE			6	9
-262	472168	• CLAMP, CABLE			6	9
-263	438573	• SCREW, MACHINE FLAT HEAD		ATT PT	15	9
-264	523250	• CLAMP, CABLE			6	9
-265	524515	• CLAMP, CABLE			2	9
-266	25891	• SCREW, MACH-FL CSK HD 10-32 X 1/2 LG		ATT PT	5	9
-267	2102364	• CLAMP, CABLE			1	9
-268	186759	• SCREW, MACH-BIND HD 8-32 X 1/32 LG		ATT PT	1	9
-269	595970	• RELIEF			1	9
-270	120367	• SCREW, MACH-BIND HD 3-48 X 3/8 LG		ATT PT	5	9
-271	348676	• CABLE ASSY, A01, CLUTCH AND SENSING			1	9
-272	348675	• CABLE ASSY, A02, A.C. RELAY COILS			1	9
-273	348673	• CABLE ASSY, B01, PROLAY CHOKE CONTROL			1	9
-274	348674	• CABLE ASSY, B02, PROLAY DRIVE			1	9
-275	348677	• CABLE ASSY, C01, CONTROL PANEL LIGHTS			1	9
-276	348678	• CABLE ASSY, C02, CONTROL PANEL SWITCHES			1	9
-277	348679	• CABLE ASSY, D01, SENSING AND FILE PROTECT			1	9
-278	348680	• CABLE ASSY, D02, RFEL AND CAP SENSING			1	9
-279	348681	• CABLE ASSY, E01, COLUMN SWITCHES			1	9
-280	348682	• CABLE ASSY, E02, PHOTO CELL			1	9
-281	348695	• CABLE ASSY, F01 INDICATOR LIGHTS			1	9
-282	348692	• CABLE ASSY, CLUTCH AND POTS			1	9
-283	348669	• CABLE ASSY, D.C. POWER			1	9
-284	526513	• CABLE ASSY, READ HEAD			1	9
-285	348693	• CABLE ASSY, WRITE HEAD			1	9
-286	348686	• CABLE ASSY, READ BUS			1	9
-287	528117	• CABLE ASSY, GATE BLOWER			1	9
-288	348694	• CABLE ASSY, SELECT LINES			1	9
-289	348687	• CABLE ASSY, K09, WRITE BUS			1	9
-290	348688	• CABLE ASSY, K11 SIGNAL			1	9
-291	348689	• CABLE ASSY, K13 SIGNAL			1	9
-292	348690	• CABLE ASSY, K15 SIGNAL			1	9
-293	348691	• CABLE ASSY, K17 SIGNAL			1	9
		SEE LIST 42 FOR COMPONENT PARTS				
-294	528100	• FRAME, WELDED			1	12
-294	348451	• FRAME, WELDED			1	
-295	513271	• • CASTER-SWIVEL			4	
-296	38686	• • SCREW, MACH-HEX HD 1/4-20 X 1/2 LG		ATT PT	16	
-297	6935	• • LOCKWASHER		ATT PT	16	
-298	NO NO.	• • FRAME			NP	
SWITCH AND INDICATOR PANEL ASSEMBLY						
9 -	535681	SWITCH AND INDICATOR PANEL ASSY			REF	10
		SEE LIST 8-1 FOR NEXT HIGHER ASSY				
		AND FIG. 9 FOR ILLUSTRATION				
-	535785	SWITCH AND INDICATOR PANEL ASSY			REF	2
		SEE LIST 8-1 FOR NEXT HIGHER ASSY				
		AND FIG. 9 FOR ILLUSTRATION				

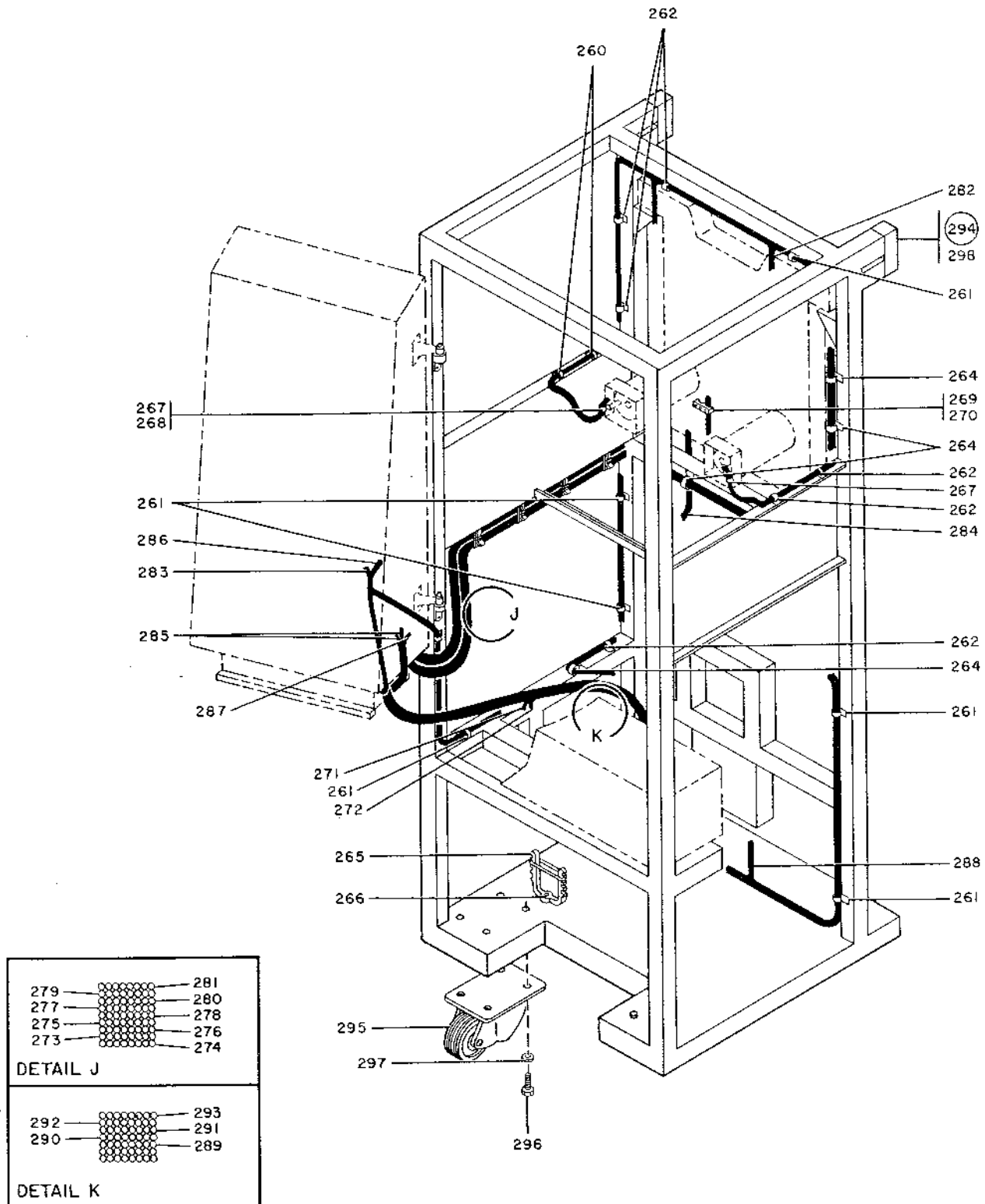


FIGURE 8. MAGNETIC TAPE UNIT, BASIC ASSEMBLY. SHEET 4 OF 4, INDEX NOS. 260-298. SEE LIST 8.

LIST AND INDEX NO.	PART NO.	DESCRIPTION	UNITS PER ASSY	USABLE ON CODE
		SWITCH AND INDICATOR PANEL ASSEMBLY -CONT		
9 -	348494	SWITCH AND INDICATOR PANEL ASSY SEE LIST 8-1 FOR NEXT HIGHER ASSY AND FIG. 9 FOR ILLUSTRATION	REF	9
- 1	528054	• WINDOW NO. 1	1	
- 2	528053	• WINDOW NO. 2	1	
- 3	528058	• BUTTON, REWIND-LOAD	1	
- 4	528059	• BUTTON, START	1	
- 5	528056	• WINDOW	1	2
- 6	528052	• WINDOW NO. 4	1	2
- 7	528051	• WINDOW	1	2
- 8	528061	• BUTTON, UNLOAD	1	2
- 10	535691	• WINDOW	1	17
- 11	535692	• WINDOW	1	17
- 12	528051	• WINDOW	1	17
- 13	535693	• WINDOW	1	17
- 14	535699	• WINDOW	1	17
- 15	535682	• PARTITION, DOUBLE LENS	1	17
- 16	251970	• SCREW, MACH, BIND HD-NO. 4-40 X 1/4 LG	4	ATT PT
- 17	535690	• BUTTON	1	17
- 18	528061	• BUTTON, UNLOAD	1	17
- 19	535698	• BUTTON, RESET	1	17
- 20	535782	• RING, RETAINING	2	
- 21	535701	• SHAFT, HINGE	1	
- 22	535704	• BRACKET, HINGE FRAME	1	
- 23	535706	• PLATE, RETAINING	1	
- 24	11598	• NUT, PLAIN, HEX- 10-32 X 3/8 FL W	4	ATT PT
- 25	9092	• WASHER, LOCK-SPLIT NO. 10 X 0.337 OD	4	ATT PT
- 26	45690	• WASHER, FL-NO. 10 X 7/16 OD X 1/32 THK	4	ATT PT
- 27	535702	• BRACKET, HINGE PANEL	1	
- 28	535831	• BLOCK, INDICATOR WHEEL GUIDE, LH	1	
- 28	535832	• BLOCK, INDICATOR WHEEL GUIDE, RH	1	
- 29	257189	• NUT, PLAIN, HEX- 8-32 X 11/32 FL W	1	ATT PT
- 30	45690	• WASHER, FL-NO. 10 X 7/16 OD X 1/32 THK	1	ATT PT
- 31	344987	• BULB	5	2
- 31	344987	• BULB	6	9
- 31	344987	• BULB	7	10
- 32	589102	• BULB, SIGNAL LIGHT	1	9
- 33	437459	• HOLDER ASSY, SIGNAL LIGHT	5	2
- 33	437459	• HOLDER ASSY, SIGNAL LIGHT	7	9
- 33	437459	• HOLDER ASSY, SIGNAL LIGHT	6	10
- 34	233882	• SPRING, SIG LIGHT CONTACT	2	
- 35	55726	• SCREW, MACH-BIND HD NO. 6-32 X 3/16 LG.	2	ATT PT
- 36	257986	• WASHER, FL- NO. 6 X 0.312 OD	2	ATT PT
- 37	233881	• HOLDER, SIGNAL LIGHT	1	
- 38	233888	• CLIP, SPRING	5	2
- 38	535687	• SPRING CLIP, LAMP HOLDER	7	17
- 39	215679	• SWITCH, PUSH- SPST	2	
- 40	104750	• SWITCH, PUSH BUTTON TRANSFER	3	
- 41	130118	• SPRING, HELICAL, COMPR- 8 TURNS	5	
- 42	528099	• PANEL, SWITCH AND IND, MTG	1	2
- 42	535689	• PANEL, SWITCH AND IND, MTG	4	17
- 43	257189	• NUT, PLAIN, HEX- 8-32 X 11/32 FL W	4	ATT PT
- 44	1090873	• WASHER, LOCK-SPLIT NO. 8 X 0.055 OD	4	ATT PT
- 45	2903	• WASHER, FL-NO. 6 X 1/2 OD X 1/32 THK	4	ATT PT
- 46	528085	• PARTITION ASSY	1	
- 47	257189	• NUT, PLAIN, HEX- 8-32 X 11/32 FL W	7	ATT PT
- 48	1090873	• WASHER, LOCK-SPLIT NO. 8 X 0.055 OD	7	ATT PT
- 49	22478	• WASHER	7	ATT PT
- 50	513669	• STRIKE, FRICTION LATCH	1	
- 51	265195	• SCREW, MACH, HEX HD, NO. 6-32 X 7/32 LG	2	ATT PT
- 52	6364	• WASHER, LOCK-SPLIT NO. 6 X 1/4 OD	2	ATT PT
- 53	257986	• WASHER, FL- NO. 6 X 0.312 OD	2	ATT PT
- 54	535703	• BRACKET, ROLLER STRIKE	1	
- 55	257189	• NUT, PLAIN, HEX- 8-32 X 11/32 FL W	4	ATT PT
- 56	1090873	• WASHER, LOCK-SPLIT NO. 8 X 0.055 OD	4	ATT PT
- 57	22478	• WASHER	4	ATT PT
- 58	535705	• PANEL, SWITCH AND IND	1	2
- 58	535688	• PANEL, SWITCH AND IND	1	17

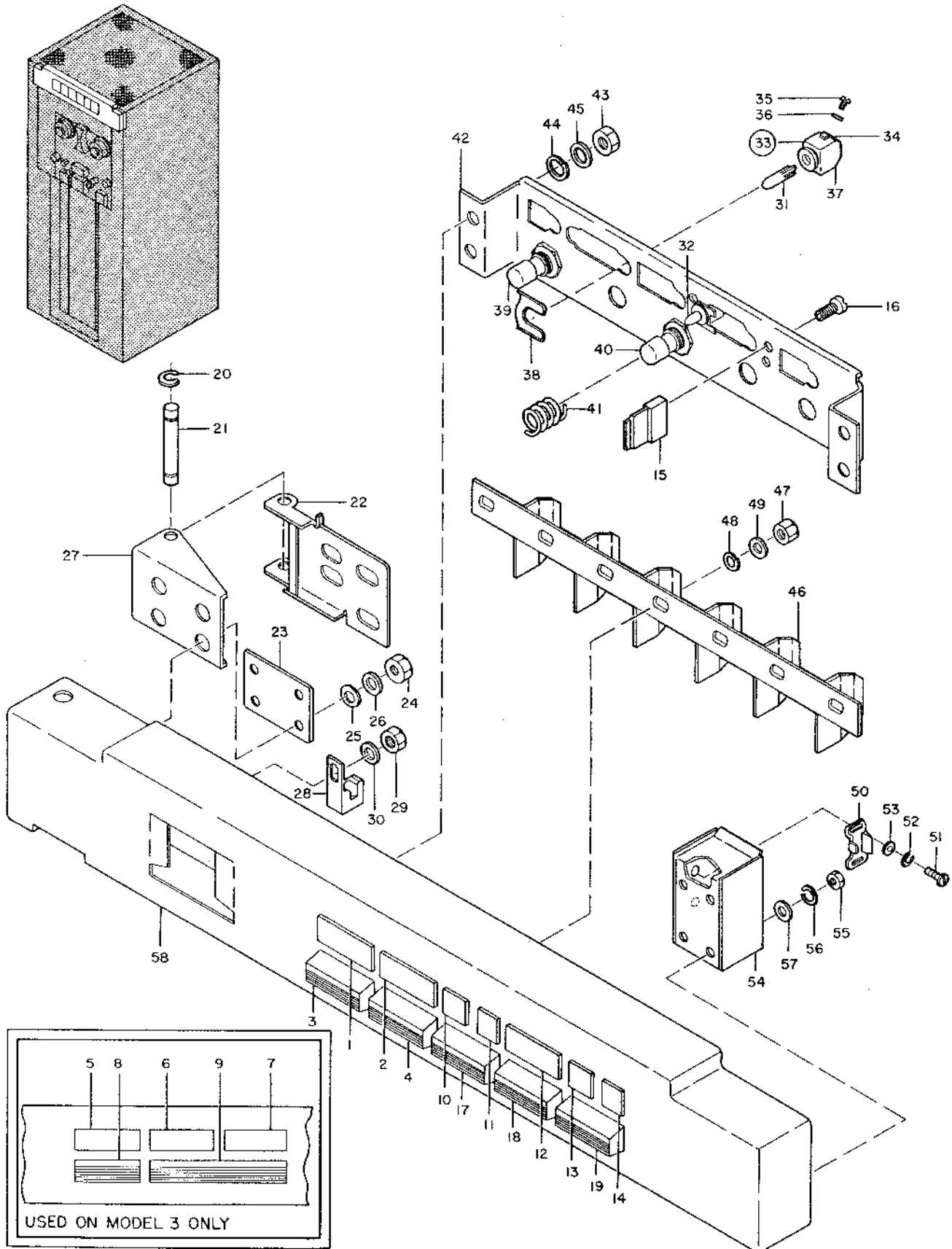


FIGURE 9. SWITCH AND INDICATOR PANEL ASSEMBLY. SEE LIST 9.

LIST AND INDEX NO.	PART NO.	DESCRIPTION	UNITS	USABLE
			PER ASSY	ON CODE
		INDICATOR KNOB ASSEMBLY		
10 -	530985	INDICATOR KNOB ASSY SEE LIST 8-26 FOR NEXT HIGHER ASSY AND FIG. 10 FOR ILLUSTRATION	REF	17
-	535810	INDICATOR KNOB ASSY SEE LIST 8-26 FOR NEXT HIGHER ASSY AND FIG. 10 FOR ILLUSTRATION	REF	2
- 1	2129726	• LAMP, INCANDESCENT		1
- 2	214221	• CLIP, TUBE SHIELD		1
- 3	58267	• SCREW	ATT PT	1
- 4	331860	• SOCKET, LAMP		1
- 5	535808	• HUB HEX SWITCH AND INDICATOR PANEL		1
- 6	61404	• SETSCREW-SPLINE DR FP 8-32 X 1/4 LG	ATT PT	2
- 7	251759	• RING, RETAINING		2
- 8	530984	• SWITCH, ROTARY, 1 POLE, 10 POS		1
- 9	528233	• SWITCH, ROTARY, NON SHORTING		1
- 10	308824	• ROLLER, DETENT PLATE		2
- 11	535809	• BRACKET		1
- 12	528083	• CATCH, NO. WHEEL		4
- 13	55726	• SCREW, MACH-BIND HD NO. 6-32 X 3/16 LG	ATT PT	4
- 14	528084	• SPRING, NO. WHEEL		1
- 15	528082	• WHEEL, TOP, SWITCH AND IND PANEL		1
- 16	528086	• NUMBER STRIP, SWITCH AND IND PANEL		1
- 17	38433	• SCREW	ATT PT	1
- 18	27342	• PIN	ATT PT	1
- 19	528060	• WHEEL, NUMBER		1
		LH AND RH SHIELDED PROLAY ASSEMBLY		
11 -	526025	LH SHIELDED PROLAY ASSY SEE LIST 8-43 FOR NEXT HIGHER ASSY AND FIG. 11 FOR ILLUSTRATION	REF	
-	526027	RH SHIELDED PROLAY ASSY SEE LIST 8-43 FOR NEXT HIGHER ASSY AND FIG. 11 FOR ILLUSTRATION	REF	
- 1	526023	• SHIELD, PROLAY, BACK		1
- 2	53287	• SCREW, MACH, OVAL HD, NO. 6-32 X 3/4 LG	ATT PT	2
- 3	307918	• WASHER, CAM AND INDEX STUD	ATT PT	2
- 4	526029	• SHIELD, PROLAY, LEFT USED ON ASSY 526025 ONLY		1
- 4	526034	• SHIELD, PROLAY, RIGHT USED ON ASSY 526027 ONLY		1
- 5	55726	• SCREW, MACH-BIND HD NO. 6-32 X 3/16 LG	ATT PT	2
- 6	53287	• SCREW, MACH, OVAL HD, NO. 6-32 X 3/4 LG		1
- 7	526030	• SHIELD, PROLAY, RIGHT USED ON ASSY 526025 ONLY		1
- 7	526033	• SHIELD, PROLAY, LEFT USED ON ASSY 526027 ONLY		1
- 8	55726	• SCREW, MACH-BIND HD NO. 6-32 X 3/16 LG	ATT PT	1
- 9	53287	• SCREW, MACH, OVAL HD, NO. 6-32 X 3/4 LG	ATT PT	1
- 10	528535	• PROLAY ASSY, LEFT USED ON ASSY 526025 ONLY		1
- 10	528540	• PROLAY ASSY, RIGHT USED ON ASSY 526027 ONLY		1
- 11	204464	• CONNECTOR, PLUG, ELEC- 4 MALE CONTACTS		1
- 12	300742	• CONNECTOR, PLUG		1
- 13	352363	• CLAMP, CABLE		3
- 14	10170	• SCREW, MACH-BIND HD 6-32 X 1/4 LG	ATT PT	3
- 15	528544	• CLAMP, POLE		2
- 16	528609	• SCREW, MACH, RH, NO. 8-32 X 1-1/2 LG	ATT PT	2
- 17	352500	• BLOCK, PROLAY ADJUSTMENT		1
- 18	845	• SCREW, MACH-FIL H 8-32 X 1/2 LG	ATT PT	2
- 19	1090873	• WASHER, LOCK-SPLIT NO. 8 X 0.055 OD	ATT PT	2
- 20	528518	• COIL ASSY, NEUTRAL		2
- 21	257970	• SETSCREW, HEADLESS NO. 6-32 X 1/4 LG		1

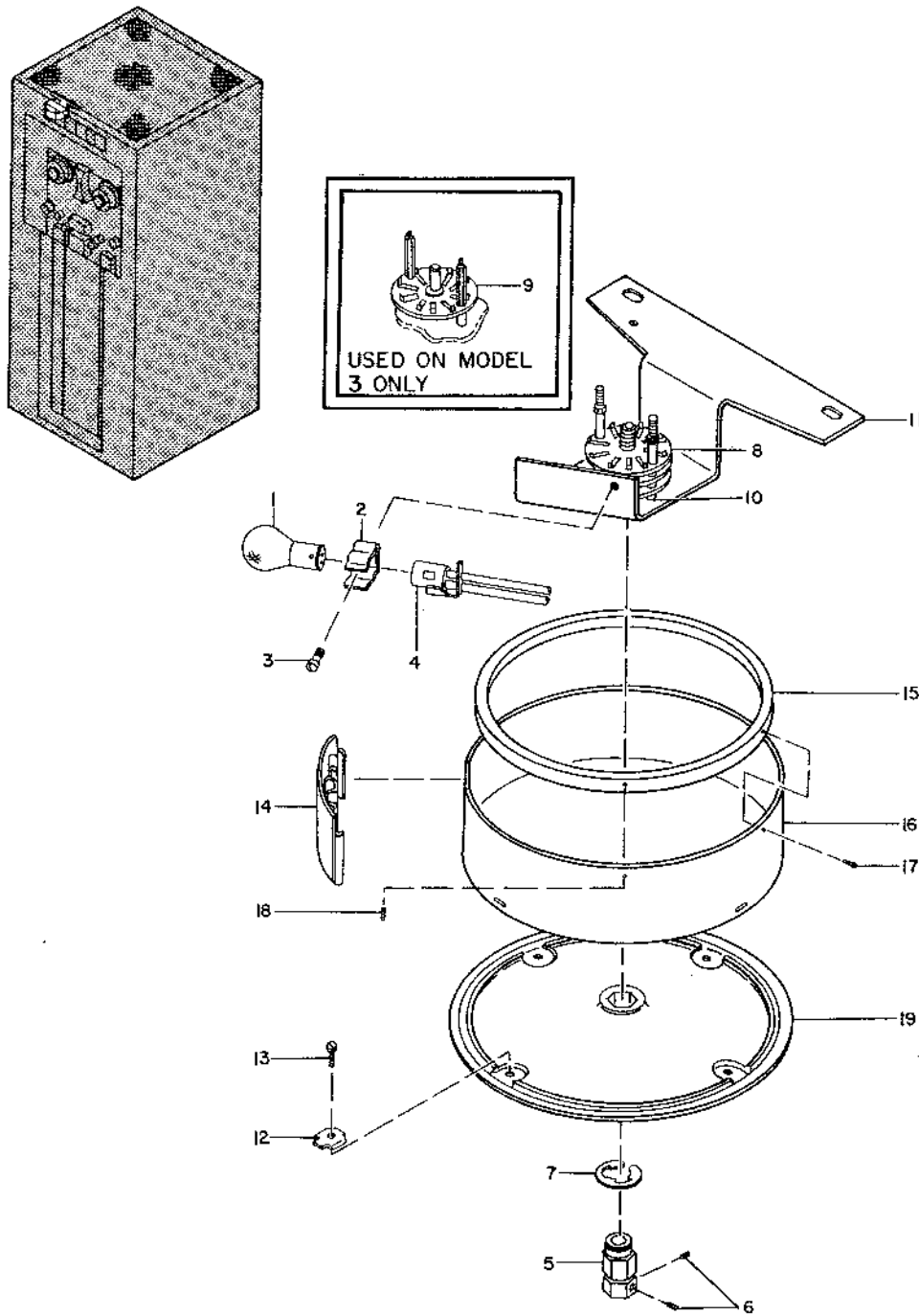


FIGURE 10. INDICATOR KNOB ASSEMBLY. SEE LIST 10.

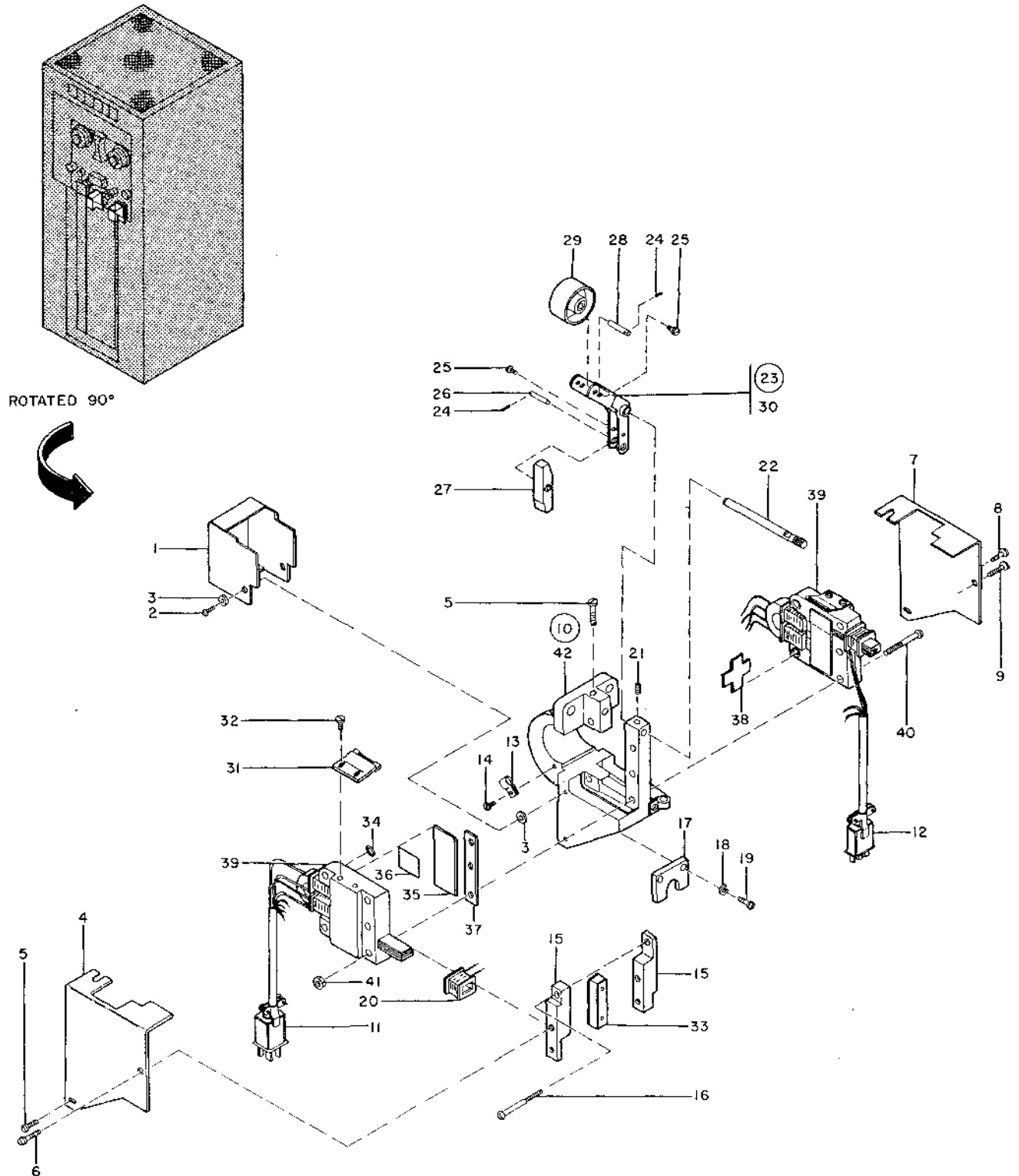


FIGURE 11. LH AND RH SHIELDED PROLAY ASSEMBLY. SEE LIST 11.



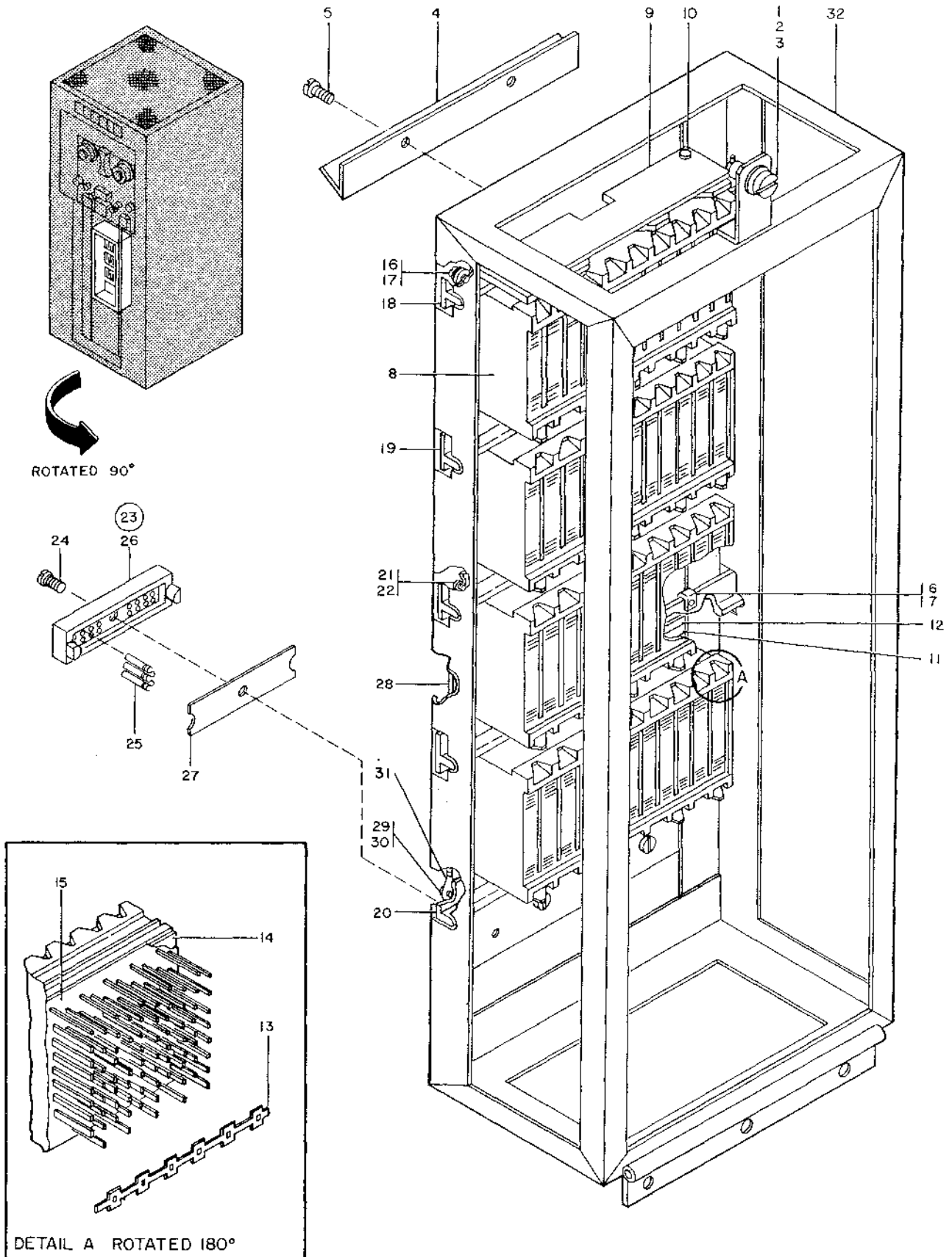


FIGURE 12. PREAMP FRAME ASSEMBLY. SEE LIST 12.

LIST AND INDEX NO.	PART NO.	DESCRIPTION	UNITS PER ASSY	USABLE ON CODE
LH AND RH SHIELDED PROLAY ASSEMBLY -CONT				
11 - 22	352376	• • SHAFT, ARM MTG	1	
- 23	528520	• • ARM ASSY, PROLAY, LEFT USED ON ASSY 528535 ONLY	1	
- 23	528515	• • ARM ASSY, PROLAY, RIGHT USED ON ASSY 528540 ONLY	1	
- 24	528606	• • • RETAINER, PULLEY SHAFT	2	
- 25	48594	• • • SCREW, MACH-BIND HD NO. 4-40 X 0.175 LG ATT PT	2	
- 26	530749	• • • SHAFT, ARMATURE PIVOT	1	
- 27	528510	• • • ARMATURE ASSY, PROLAY	1	
- 28	528511	• • • SHAFT, PULLEY	1	
- 29	528512	• • • PULLEY ASSY, PROLAY	1	
- 30	528601	• • • ARM ASSY, PROLAY	1	
- 31	528545	• • SEAL ASSY, DUST	2	
- 32	48594	• • SCREW, MACH-BIND HD NO. 4-40 X 0.175 L ATT PT	4	
- 33	528566	• • LAMINATION ASSY, RETURN	1	
- 34	350650	• • SHIM, PROLAY	4	
- 35	352028	• • RESIDUAL, ARMATURE	2	
- 36	528607	• • STOP, RESIDUAL	1	
- 37	350651	• • SHIM, PROLAY	2	
- 38	528541	• • SEAL, DUST POLES	1	
- 39	528574	• • HOUSING ASSY	2	
- 40	528608	• • SCREW, MACH, RH, NO. 8-32 X 1-5/8 LG ATT PT	5	
- 41	257188	• • NUT, HEX DOUBLE CHAMFERD ATT PT	5	
- 42	528547	• • FRAME	1	
PREAMP FRAME ASSEMBLY				
12 -	535018	PREAMP FRAME ASSY SEE LIST 8-60 FOR NEXT HIGHER ASSY AND FIG. 12 FOR ILLUSTRATION	REF	11
-	535055	PREAMP FRAME ASSY SEE LIST 8-60 FOR NEXT HIGHER ASSY AND FIG. 12 FOR ILLUSTRATION	REF	2
-	535666	PREAMP FRAME ASSY SEE LIST 8-60 FOR NEXT HIGHER ASSY AND FIG. 12 FOR ILLUSTRATION	REF	3
- 1	231741	• CAMLOC	1	
- 2	312575	• RING, SNAP	1	
- 3	312573	• GROMMET, FASTENER	1	
- 4	535310	• BRACKET, PREAMP MTG	1	
- 5	251970	• SCREW, MACH, BIND HD-NO. 4-40 X 1/4 LG ATT PT	2	
- 6	528478	• CLAMP	4	
- 7	38354	• SCREW, MACH-FIL H 6-32 X 1/2 LG ATT PT	4	
- 8	216083	• CARD RECEPTACLE ASSY	4	17
- 8	491108	• PANEL ASSY, RECEPTACLE	4	2
- 9	216091	• ADAPTER, CARD GUIDE	1	17
- 10	38263	• SCREW, MACH-FIL H 4-40 X 5/16 LG ATT PT	2	17
- 11	352774	• STRIP, NUMBERING	4	
- 12	216215	• BUSS, GROUND PLANE	24	17
- 13	212872	• BUS, CHAIN-VOLTAGE	11	17
- 14	596265	• INSULATOR, CHAIN VOLTAGE, 28 POS	2	17
- 15	491463	• CARD, GROUND PLANE	2	17
- 16	38368	• SCREW, MACH-FIL H 8-32 X 7/16 LG	1	
- 17	55901	• WASHER, LOCK-EXT TEETH NO. 8 X 0.381 OD	1	
- 18	351033	• RAIL, UPPER GUIDE	1	17
- 19	528148	• GUIDE, RAIL, PREAMP	3	17
- 19	528148	• GUIDE, RAIL, PRFAMP	4	3
- 20	528149	• RAIL, BOTTOM GUIDE, PREAMP	1	
- 21	2300	• SCREW	13	
- 22	55901	• WASHER, LOCK-EXT TEETH NO. 8 X 0.381 OD ATT PT	13	
- 23	302090	• TERMINAL BLOCK ASSY	4	
- 24	38264	• SCREW, MACH-FIL H 4-40 X 3/8 LG ATT PT	2	
- 25	302089	• SPRING-TERM BLK	8	
- 26	302088	• BLOCK-TERM	1	

LIST AND INDEX NO.	PART NO.	DESCRIPTION	UNITS	
			PER ASSY	USABLE ON CODE
PREAMP FRAME ASSEMBLY -CONT				
12 - 27	302131	• INSULATOR,TERM BLK	4	
- 28	528183	• BUSS ASSY,WIRE	1	2
- 29	38368	• SCREW,MACH-FIL H 8-32 X 7/16 LG	2	2
- 30	55901	• WASHER,LOCK-EXT TEETH NO. 8 X 0.381 OD	2	2
- 31	103330	• • CLIP,ELEC	2	2
- 37	528174	• FRAME,PRFAMP	1	
-700	528189	• CHOKE ASSY	1	17
-701	528189	• CHOKE ASSY	1	17
-702	528189	• CHOKE ASSY	1	17
-703	440949	• CAPACITOR,.02 MFD 600VDCW	1	17
-704	528189	• CHOKE ASSY	1	17
-705	440949	• CAPACITOR,.02 MFD 600VDCW	1	17
-706	472530	• CAPACITOR,ELECTROLYTIC,20 MFD 50VDCW	1	17
-707	440949	• CAPACITOR,.02 MFD 600VDCW	1	17
-708	472530	• CAPACITOR,ELECTROLYTIC,20 MFD 50VDCW	1	17
-709	440949	• CAPACITOR,.02 MFD 600VDCW	1	17
-710	472530	• CAPACITOR,ELECTROLYTIC,20 MFD 50VDCW	1	17
-711	472530	• CAPACITOR,ELECTROLYTIC,20 MFD 50VDCW	1	17
-712	526280	• JUMPER ASSY	1	17
-713	526280	• JUMPER ASSY	1	17
-714	526280	• JUMPER ASSY	1	17
-715	526280	• JUMPER ASSY	1	17
-716	526280	• JUMPER ASSY	1	17
-717	526280	• JUMPER ASSY	1	17
-718	526280	• JUMPER ASSY	1	17
-719	352482	• FILTER ASSY	1	17
-720	528189	• CHOKE ASSY	1	2
-721	528189	• CHOKE ASSY	1	2
-722	440949	• CAPACITOR,.02 MFD 600VDCW	1	2
-723	528189	• CHOKE ASSY	1	2
-724	440949	• CAPACITOR,.02 MFD 600VDCW	1	2
-725	528189	• CHOKE ASSY	1	2
-726	472530	• CAPACITOR,ELECTROLYTIC,20 MFD 50VDCW	1	2
-727	440949	• CAPACITOR,.02 MFD 600VDCW	1	2
-728	472530	• CAPACITOR,ELECTROLYTIC,20 MFD 50VDCW	1	2
-729	440949	• CAPACITOR,.02 MFD 600VDCW	1	2
-730	472530	• CAPACITOR,ELECTROLYTIC,20 MFD 50VDCW	1	2
-731	472530	• CAPACITOR,ELECTROLYTIC,20 MFD 50VDCW	1	2
-732	526280	• JUMPER ASSY	1	2
-733	526280	• JUMPER ASSY	1	2
-734	526280	• JUMPER ASSY	1	2
-735	526280	• JUMPER ASSY	1	2
-736	526280	• JUMPER ASSY	1	2
-737	526280	• JUMPER ASSY	1	2
-738	526280	• JUMPER ASSY	1	2
-739	526280	• JUMPER ASSY	1	2
MAINGATE ASSEMBLY				
13 -	535671	MAINGATE ASSY SEE LIST 8-86 FOR NEXT HIGHER ASSY AND FIG. 13 FOR ILLUSTRATION	REF	1
-	528400	MAINGATE ASSY SEE LIST 8-86 FOR NEXT HIGHER ASSY AND FIG. 13 FOR ILLUSTRATION	REF	2
-	535110	MAINGATE ASSY SEE LIST 8-86 FOR NEXT HIGHER ASSY AND FIG. 13 FOR ILLUSTRATION	REF	3
- 1	528404	• LATCH	2	12
- 2	528434	• COVER,REAR GATE	1	12
- 3	24752	• SCREW	10	12
- 4	530954	• HINGE,GATE,REAR COVER	1	12
- 5	25627	• SCREW,MACH-BIND HD 8-32 X 1/2 LG	10	12
- 6	535148	• NEON PANEL ASSY SEE LIST 14 FOR DETAIL BREAKDOWN	1	12

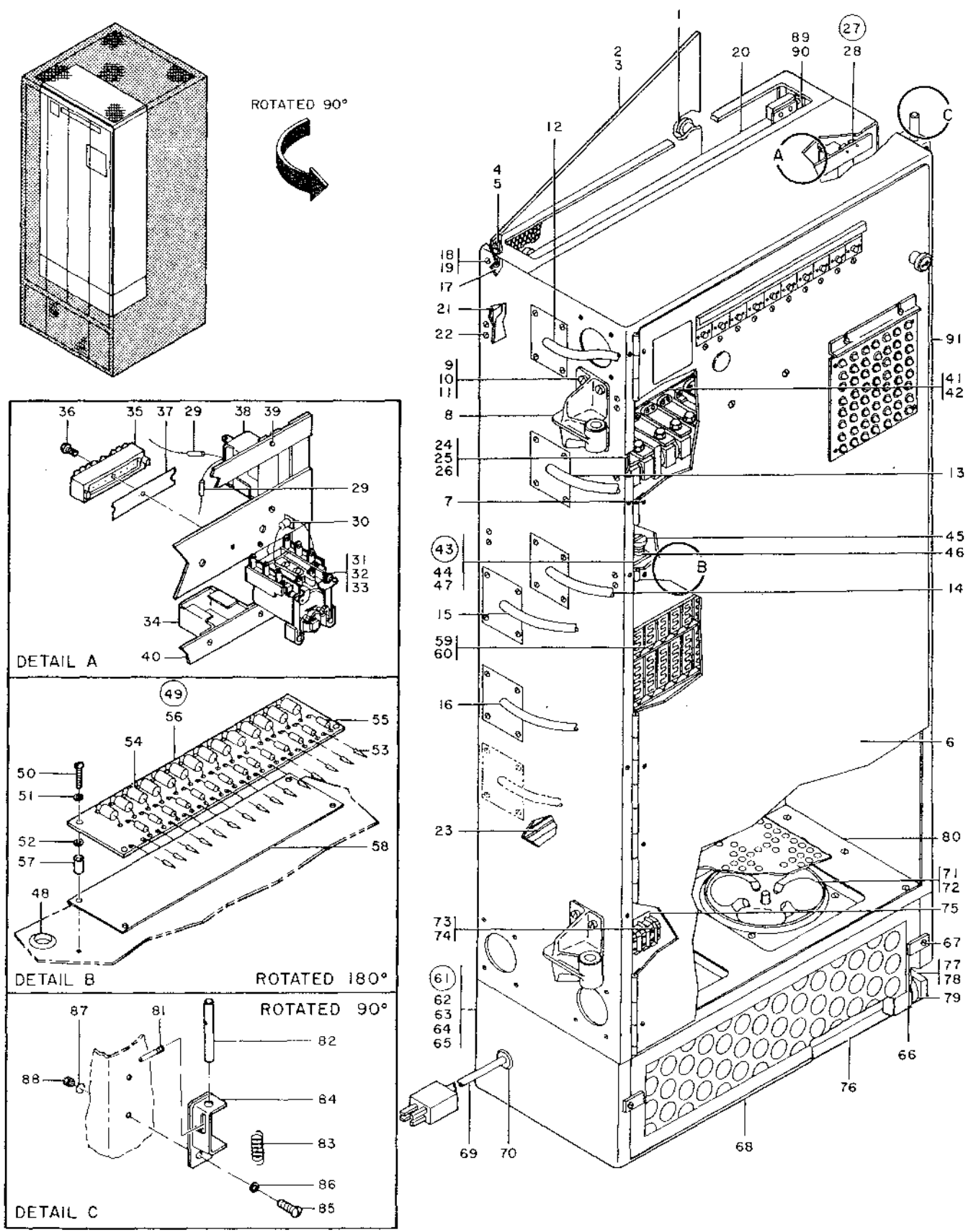


FIGURE 13. MAINGATE ASSEMBLY. SEE LIST 13.

LIST AND INDEX NO.	PART NO.	DESCRIPTION	UNITS PER ASSY				USABLE ON CODE	
			1	2	3	4		
MAINGATE ASSEMBLY -CONT								
13 - 7	24752	• SCREW					10	1L
- 8	528401	• HINGE,GATE					2	12
- 9	36844	• SCREW,MACH-HEX HD 1/4-20 X 5/8 LG				ATT PT	8	12
- 10	6935	• LOCKWASHER				ATT PT	8	12
- 11	3960	• NUT,PLAIN,HEX- 1/4-20 X 7/16 FL W				ATT PT	8	12
- 12	526212	• CABLE ASSY,TRANSISTOR AND PROLAY SEE LIST 42 FOR COMPONENT PARTS					1	10
- 12	526218	• CABLE ASSY,POWER TRANSISTOR AND PROLAY SEE LIST 42 FOR COMPONENT PARTS					1	2
- 13	526213	• CABLE ASSY,MACHINE INTERLOCK SEE LIST 42 FOR COMPONENT PARTS					1	10
- 13	526219	• CABLE ASSY,MACHINE INTERLOCK SEE LIST 42 FOR COMPONENT PARTS					1	2
- 14	352403	• CABLE ASSY,CLUTCH AND VACUUM CONTROL SEE LIST 42 FOR COMPONENT PARTS					1	10
- 14	352404	• CABLE ASSY,CLUTCH AND VACUUM CONTROL SEE LIST 42 FOR COMPONENT PARTS					1	2
- 15	351017	• CABLE ASSY,D.C. POWER SUPPLY SEE LIST 42 FOR COMPONENT PARTS					1	10
- 15	526221	• CABLE ASSY,D.C. POWER SEE LIST 42 FOR COMPONENT PARTS					1	2
- 16	526216	• CABLE ASSY,WRITE HEAD SEE LIST 42 FOR COMPONENT PARTS					1	10
- 16	526222	• CABLE ASSY,WRITE HEAD SEE LIST 42 FOR COMPONENT PARTS					1	2
- 17	528484	• JUMPER ASSY,GROUND SEE LIST 42 FOR COMPONENT PARTS					1	12
- 18	25627	• SCREW,MACH-BIND HD 8-32 X 1/2 LG				ATT PT	2	12
- 19	257189	• NUT,PLAIN,HEX- 8-32 X 11/32 FL W				ATT PT	1	12
- 20	535331	• POWER TRANSMITTER FRAME ASSY SEE LIST 15 FOR DETAIL BREAKDOWN					1	10
- 20	528460	• POWER TRANSMITTER FRAME ASSY SEE LIST 15 FOR DETAIL BREAKDOWN					1	2
- 21	528470	• HINGE ASSY					2	12
- 22	28413	• SCREW,MACH BINDING HD 10-32 X 5/16 LG				ATT PT	4	12
- 23	237455	• CHANNEL					AR	10
- 24	528484	• JUMPER ASSY,GROUND SEE LIST 42 FOR COMPONENT PARTS					1	12
- 25	25627	• SCREW,MACH-BIND HD 8-32 X 1/2 LG				ATT PT	1	12
- 26	257189	• NUT,PLAIN,HEX- 8-32 X 11/32 FL W				ATT PT	2	12
- 27	535320	• RELAY ASSY					1	12
- 28	186759	• SCREW,MACH-BIND HD 8-32 X 1/32 LG				ATT PT	4	12
- 29	528412	• RESISTOR ASSY					17	12
- 30	352375	• DIODE ASSY					7	12
- 31	223642	• RELAY,ARMATURE-HVY DUTY DPDT 50V DC					8	12
- 32	58207	• SCREW				ATT PT	16	12
- 33	55901	• WASHER,LOCK-EXT TEETH NO. 8 X 0.381 OD				ATT PT	16	12
- 34	528411	• CAPACITOR, FIXED 0.25 UFD P/M 10% 100V					2	12
- 35	302090	• TERMINAL BLOCK ASSY					4	12
- 36	438549	• SCREW,MACH-BIND HD 4-40 X 7/16 LG				ATT PT	4	12
- 37	302131	• INSULATOR,TERM BLK					4	12
- 38	528411	• CAPACITOR, FIXED 0.25 UFD P/M 10% 100V					15	12
- 39	55726	• SCREW, MACH-BIND HD NO. 6-32 X 3/16 LG				ATT PT	30	12
- 40	528413	• FRAME,RELAY					1	12
- 41	535321	• D.C. RELAY ASSY SEE LIST 16 FOR DETAIL BREAKDOWN					1	10
- 41	529260	• D.C. RELAY ASSY SEE LIST 16 FOR DETAIL BREAKDOWN					1	2
- 42	186759	• SCREW,MACH-BIND HD 8-32 X 1/32 LG				ATT PT	4	12
- 43	528495	• SPRING ASSY					2	12
- 44	186759	• SCREW,MACH-BIND HD 8-32 X 1/32 LG				ATT PT	4	12
- 45	528451	• SCREW,SHOULDER					1	12
- 46	528452	• SPRING,TORSION					1	12
- 47	528449	• BRACKET ASSY					1	12
- 48	317367	• GROMMET,RUR-FOR 7/8 HOLE X 1/16 PNL					2	12
- 49	350682	• FILTER ASSY,BUS					1	10
- 50	5644	• SCREW,MACH-FIL H 6-32 X 5/8 LG				ATT PT	4	10
- 51	6364	• WASHER,LOCK-SPLIT NO. 6 X 1/4 OD				ATT PT	4	10

LIST AND INDEX NO.	PART NO.	DESCRIPTION				UNITS PER ASSY	USABLE ON CODE
		1	2	3	4		
MAIN GATE ASSEMBLY -CONT							
13 - 52	257986	•	WASHER,FL- NO. 8 X 0.312 OD	ATT PT	4	10	
- 53	529584	•	JUMPER ASSY SEE LIST 42 FOR COMPONENT PARTS		15	10	
- 54	535299	•	CAPACITOR,0.1 MFD P/M 10 PERCENT,100VD		14	10	
- 54	317008	•	RESISTOR,300 OHMS,P/M 5 PERCENT,0.5W		14	10	
- 56	350681	•	CARD,FILTER BUS		1	10	
- 57	300607	•	BUSHING-INSULATING		4	10	
- 58	350699	•	INSULATOR		1	10	
- 59	535074	•	CARD FRAME ASSY SEE LIST 17 FOR DETAIL BREAKDOWN		1	1	
- 59	535061	•	CARD FRAME ASSY SEE LIST 17 FOR DETAIL BREAKDOWN		1	2	
- 59	535667	•	CARD FRAME ASSY SEE LIST 17 FOR DETAIL BREAKDOWN		1	3	
- 60	186759	•	SCREW,MACH-BIND HD 8-32 X 1/32 LG	ATT PT	6	12	
- 61	528415	•	BLOWER ASSY		1	12	
- 62	120211	•	SCREW,MACH-HEX HD 10-32 X 1/2 LG	ATT PT	6	12	
- 63	45690	•	WASHER,FL-NO. 10 X 7/16 OD X 1/32 THK	ATT PT	6	12	
- 64	9092	•	WASHER,LOCK-SPLIT NO. 10 X 0.337 OD	ATT PT	6	12	
- 65	11598	•	NUT,PLAIN,HEX- 10-32 X 3/8 FL W	ATT PT	6	12	
- 66	528416	•	LATCH,FILTER		2	12	
- 67	34512	•	SCREW,MACH-BIND. HD 8-32 X 3/8 LG	ATT PT	2	12	
- 68	528418	•	FILTER,GATE BLOWER		1	12	
- 69	528117	•	CABLE ASSY,GATE BLOWER SEE LIST 42 FOR COMPONENT PARTS		1	12	
- 70	265059	•	GROMMET,COUNTER CABLE		1	12	
- 71	435599	•	TERMINAL LUG		6	12	
- 72	320349	•	BLOWER		2	12	
- 73	80951	•	STRIP, TERMINAL		1	12	
- 74	322550	•	SCREW, MACH-BIND HD NO. 6-32 X 1/2 LG	ATT PT	4	12	
- 75	527916	•	STRIP, MARKER		1	12	
- 76	528417	•	FILTER,GATE BLOWER		1	12	
- 77	530672	•	BLOCK AND STUD ASSY,GATE ROLLER		1	12	
- 78	38235	•	SCREW,MACH-FIL H 6-32 X 5/16 LG	ATT PT	2	12	
- 79	300791	•	ROLLER,GATE GUIDE		1	12	
- 80	528419	•	HOUSING,BLOWER		1	12	
- 81	204500	•	STUD-REL GATE LATCH		1	12	
- 82	204499	•	PIN-REL GATE LATCH		1	12	
- 83	220856	•	SPRING,HELICAL,COMPR- 9 TURNS		1	12	
- 84	511155	•	LATCH		1	12	
- 85	25891	•	SCREW,MACH-FL CSK HD 10-32 X 1/2 LG	ATT PT	2	12	
- 86	45690	•	WASHER,FL-NO. 10 X 7/16 OD X 1/32 THK	ATT PT	2	12	
- 87	9092	•	WASHER,LOCK-SPLIT NO. 10 X 0.337 OD	ATT PT	2	12	
- 88	11598	•	NUT,PLAIN,HEX- 10-32 X 3/8 FL W	ATT PT	2	12	
- 89	528432	•	CATCH,LATCH		1	12	
- 90	186759	•	SCREW,MACH-BIND HD 8-32 X 1/32 LG	ATT PT	2	12	
- 91	528402	•	GATE,TRANSISTOR		1	12	
NEON PANEL ASSEMBLY							
14 -	535148	•	NEON PANEL ASSY SEE LIST 13-6 FOR NEXT HIGHER ASSY AND FIG. 14 FOR ILLUSTRATION		REF		
- 1	535145	•	LABEL,CAPACITOR,RESETTING		1		
- 2	535295	•	CIRCUIT PROTECTOR,4 AMP		1		
- 3	524179	•	CIRCUIT BREAKER,8 AMPS		1		
- 4	535296	•	CIRCUIT PROTECTOR,7 AMP		2		
- 5	535294	•	CIRCUIT PROTECTOR,2 AMP		6		
- 6	10170	•	SCREW,MACH-BIND HD 6-32 X 1/4 LG	ATT PT	20		
- 7	351002	•	RAIL,BUMPER		1		
- 8	340001	•	FOOT,RUBBER		1		
- 9	257189	•	NUT,PLAIN,HEX- 8-32 X 11/32 FL W	ATT PT	1		
- 10	528404	•	LATCH		2		
- 11	528421	•	MASK,NEON PANEL		1		

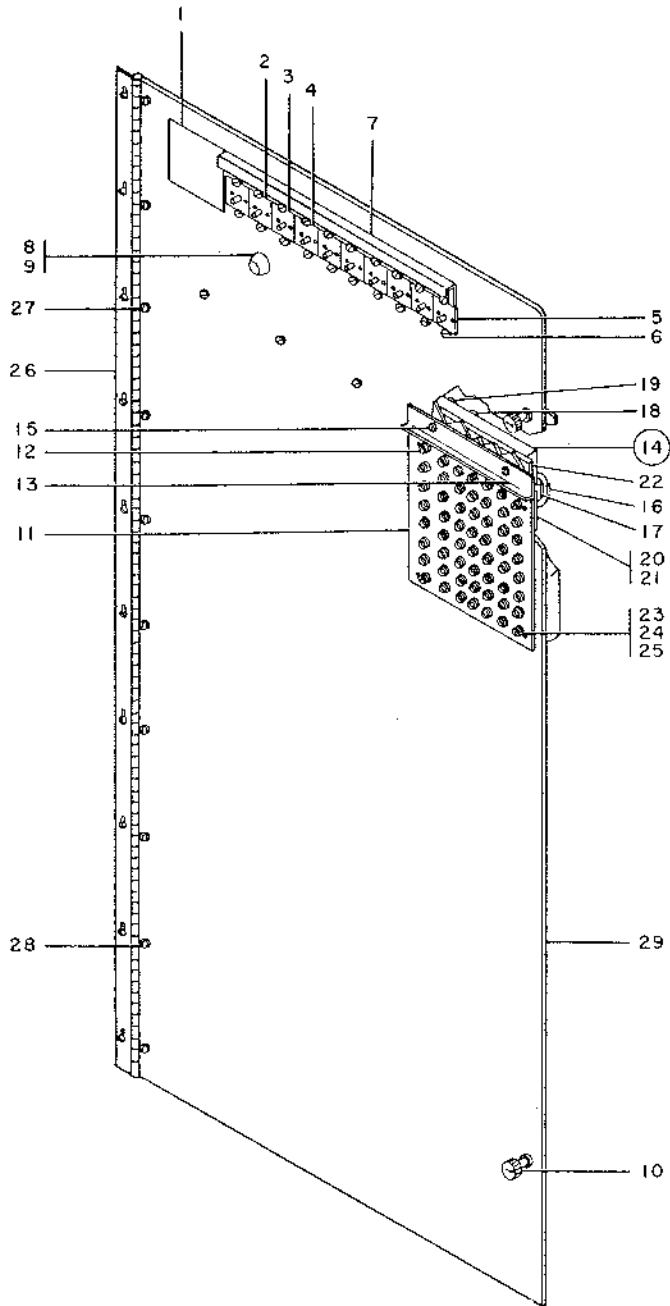



FIGURE 14. NEON PANEL ASSEMBLY. SEE LIST 14.

LIST AND INDEX NO.	PART NO.	DESCRIPTION	UNITS				USABLE ON CODE
			1	2	3	4	
NEON PANEL ASSEMBLY -CONT							
14 - 12	438548	• SCREW,MACH-BIND HD 4-40 X 3/16 LG			ATT PT	4	
- 13	351001	• GUARD,NEON				1	
- 14	528425	• PLATE ASSY,EDGE CONNECTOR				1	
- 15	186759	• SCREW,MACH-BIND HD 8-32 X 1/32 LG			ATT PT	5	
- 16	528430	• • RESISTOR ASSY,43K OHMS,1/2W				10	
- 17	2103495	• • RESISTOR ASSY				33	
- 18	201461	• • JUMPER ASSY				13	
		SEE LIST 42 FOR COMPONENT PARTS					
- 19	205331	• • JUMPER-BRS				42	
- 20	302090	• • TERMINAL BLOCK ASSY				14	
- 21	38264	• • SCREW,MACH-FIL H 4-40 X 3/8 LG			ATT PT	14	
- 22	528426	• • PLATE,EDGE CONNECTOR				1	
- 23	528403	• LAMP,NEON				56	
- 24	360435	• RECEPTACLE,LAMP NATURAL				56	
- 25	360434	• HOLDER,RECEPTACLE				56	
- 26	535316	• HINGE,PANEL				1	
- 27	25627	• SCREW,MACH-BIND HD 8-32 X 1/2 LG			ATT PT	1	
- 28	186759	• SCREW,MACH-BIND HD 8-32 X 1/32 LG			ATT PT	9	
- 29	535307	• PANEL,NEON AND C.P.				1	
POWER TRANSMITTER FRAME ASSEMBLY							
15 -	535331	POWER TRANSMITTER FRAME ASSY SEE LIST 13-20 FOR NEXT HIGHER ASSY AND FIG. 15 FOR ILLUSTRATION				REF 10	
-	528460	POWER TRANSMITTER FRAME ASSY SEE LIST 13-20 FOR NEXT HIGHER ASSY AND FIG. 15 FOR ILLUSTRATION				REF 2	
- 1	528013	• STUD,LATCH				1 12	
- 2	528014	• PIN,LATCH				1 12	
- 3	528012	• SPRING,COMPRESSION				1 12	
- 4	528011	• BRACKET,LATCH				1 12	
- 5	10170	• SCREW,MACH-BIND HD 6-32 X 1/4 LG			ATT PT	2 12	
- 6	528461	• BRACKET,LATCH				1 12	
- 7	58207	• SCREW			ATT PT	2 12	
- 8	78916	• BUTTON,CUSHION				4 12	
- 9	266	• SCREW,MACH-FIL H 10-32 X 1 LG			ATT PT	4 12	
- 10	11598	• NUT,PLAIN,HEX- 10-32 X 3/8 FL W			ATT PT	8 12	
- 11	528405	• SINK ASSY,PROLAY DRIVER HEAT				6 12	
- 12	68207	• SCREW				12 12	
- 13	317007	• • RESISTOR, 220 OHM				1 12	
- 14	526062	• • RESISTOR,75 OHMS				1 12	
- 15	352577	• • HEAT SINK ASSY,TRANSISTOR				1 12	
- 16	526898	• • • TRANSISTOR, PNP				1 12	
- 17	11891	• • NUT			ATT PT	1 12	
- 18	503436	• • • JUMPER ASSY			ATT PT	1 12	
		SEE LIST 42 FOR COMPONENT PARTS					
- 19	352576	• • • HEAT SINK,TRANSISTOR				1 12	
- 20	518689	• • TRANSISTOR				2 12	
- 21	491299	• • MOUNTING PAD				2 12	
- 22	317013	• RESISTOR, 620 OHM				1 12	
- 23	334928	• • RESISTOR,1.3K OHMS,P/M 5 PERCENT,1W				1 12	
- 24	333264	• • DIODE, JUNCTION-TYPE P				1 12	
- 25	479750	• • RESISTOR,5 OHM,P/M 5 PERCENT,5W				2 12	
- 26	528431	• • TERMINAL,MALE,12 CONTACTS				1 12	
- 27	322065	• • SCREW,MACH-BIND HD 6-32 X 5/8 LG			ATT PT	2 12	
- 28	1090870	• • SPACER,INSULATING				2 12	
- 29	352575	• • HANDLE,HEAT SINK				1 12	
- 30	352570	• • CARD,PROLAY DRIVER				1 12	
- 31	528455	• SINK ASSY				3 10	
- 31	528455	• SINK ASSY				2 2	
- 32	58207	• SCREW			ATT PT	2 12	
- 32	58207	• SCREW				2 12	
- 33	518689	• • TRANSISTOR				3 12	



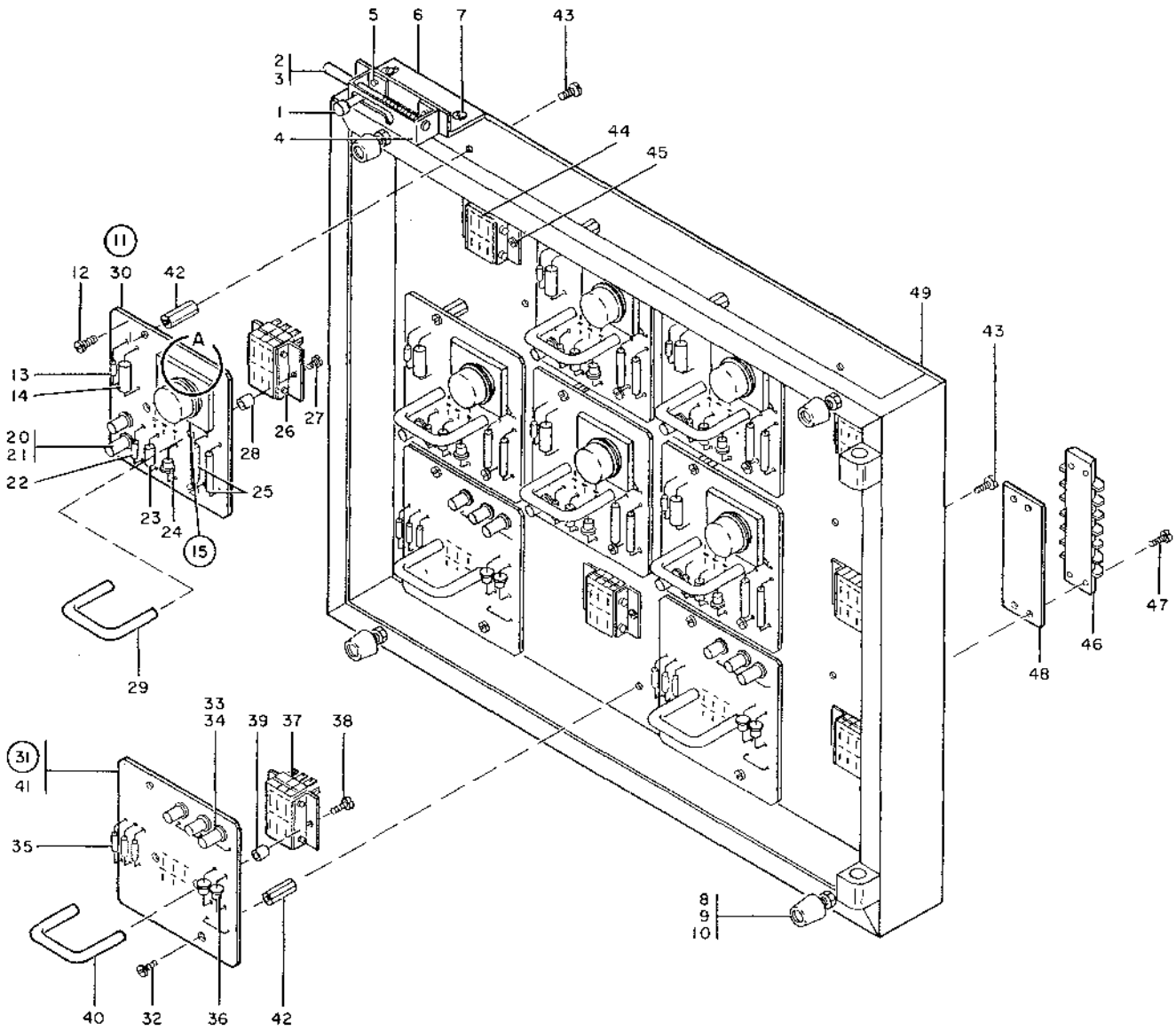
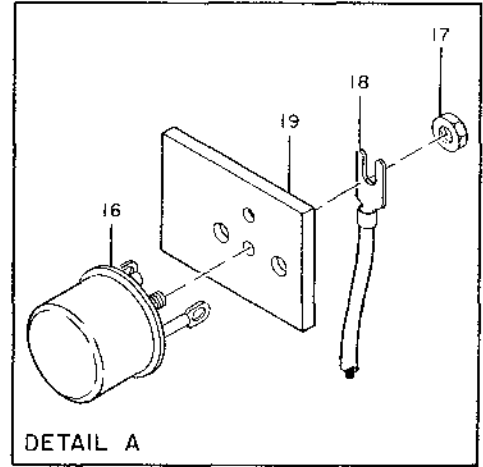
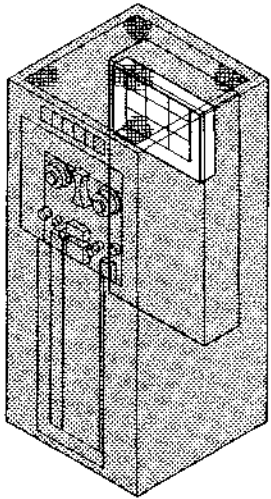


FIGURE 15. POWER TRANSMITTER FRAME ASSEMBLY. SEE LIST 15.

LIST AND INDEX NO.	PART NO.	DESCRIPTION	UNITS PER ASSY	USABLE ON CODE
		1 2 3 4		
		POWER TRANSMITTER FRAME ASSEMBLY -CONT		
15 - 34	491299	• MOUNTING PAD	3	12
- 35	528486	• RESISTOR, 910 OHM, P/M 5 PERCENT, 1/2W	3	12
- 36	333264	• DIODE, JUNCTION-TYPE P	2	12
- 37	528431	• TERMINAL, MALE, 12 CONTACTS	1	12
- 38	322065	• SCREW, MACH-BIND HD 6-32 X 5/8 LG	2	12
- 39	1090870	• SPACER, INSULATING	2	12
- 40	352575	• HANDLE, HEAT SINK	1	12
- 41	352565	• CARD, RELAY DRIVER	1	12
- 42	352569	• SPACER	18	10
- 42	352569	• SPACER	16	2
- 43	34512	• SCREW, MACH-BIND. HD 8-32 X 3/8 LG	18	10
- 43	34512	• SCREW, MACH-BIND. HD 8-32 X 3/8 LG	16	2
- 44	528463	• TERMINAL, FEMALE, 12 CONTACTS	12	12
- 45	55726	• SCREW, MACH-BIND HD NO. 6-32 X 3/16 LG	24	12
- 46	92650	• STRIP, TERMINAL	1	12
- 47	322550	• SCREW, MACH-BIND HD NO. 6-32 X 1/2 LG	4	12
- 48	517373	• STRIP, MARKER	1	12
- 49	528464	• FRAME, POWER TRANSMITTER	1	12
		D.C. RELAY ASSEMBLY		
16 -	535321	D.C. RELAY ASSY SEE LIST 13-41 FOR NEXT HIGHER ASSY AND FIG. 16 FOR ILLUSTRATION	REF	10
-	529260	D.C. RELAY ASSY SEE LIST 13-41 FOR NEXT HIGHER ASSY AND FIG. 16 FOR ILLUSTRATION	REF	2
- 1	196197	• RELAY, ARMATURE-WIRE CONTACT 6PDT 2 COIL	5	12
- 2	104976	• SCREW, MACH-HEX WASH HD 5-40 X 11/32 LG	3	12
- 3	159929	• HOLDER-CONTACT WIRE	1	12
- 4	149878	• WIRE, CONTACT	12	12
- 5	196204	• CORE AND YOKE ASSY-MAGNET	1	12
- 6	344544	• COIL ASSY	1	12
- 7	196202	• ARMATURE- 6 PT MLDG	1	12
- 8	155043	• SPRING, HELICAL, COMPR- 8.5 TURNS LH	2	12
- 9	344517	• MOULDING ASSY	1	12
- 10	186685	• RELAY, ARMATURE-LATCHING WIRE CONTACT	7	10
- 10	186685	• RELAY, ARMATURE-LATCHING WIRE CONTACT	3	2
- 11	344551	• COIL AND CORE ASSY	1	12
- 12	344506	• SCREW, MACH-HEX HD 5-40 X 3/16 LG	1	12
- 13	340049	• SHIM	AR	12
- 14	186705	• YOKE	1	12
- 15	344505	• SCREW, MACH-HEX HD 3-48 X 3/16 LG	1	12
- 16	214459	• SHIM- 0.003 THK	AR	12
- 17	344519	• SHIM	AR	12
- 18	149878	• WIRE, CONTACT	8	12
- 19	159928	• HOLDER-CONTACT WIRE	1	12
- 20	104976	• SCREW, MACH-HEX WASH HD 5-40 X 11/32 LG	2	12
- 21	186700	• RETAINER	1	12
- 22	344504	• SCREW, ASSEM WASH-HEX HD 5-40 X 3/8 LG	1	12
- 23	186702	• SPRING, HELICAL, COMPR- 10 TURNS LH	1	12
- 24	186697	• YOKE	1	12
- 25	344539	• COIL ASSY	1	12
- 26	186701	• ARM	1	12
- 27	186688	• ARMATURE	1	12
- 28	155043	• SPRING, HELICAL, COMPR- 8.5 TURNS LH	2	12
- 29	344503	• MOULDING ASSY	1	12
- 30	196207	• RELAY, ARMATURE-WIRE CONTACT 4PDT 2 COIL	10	10
- 30	196207	• RELAY, ARMATURE-WIRE CONTACT 4PDT 2 COIL	9	2
- 31	104976	• SCREW, MACH-HEX WASH HD 5-40 X 11/32 LG	3	12
- 32	159928	• HOLDER-CONTACT WIRE	1	12
- 33	149878	• WIRE, CONTACT	8	12
- 34	196215	• CORE AND YOKE ASSY- 4 PT	1	12
- 35	344543	• COIL	1	12

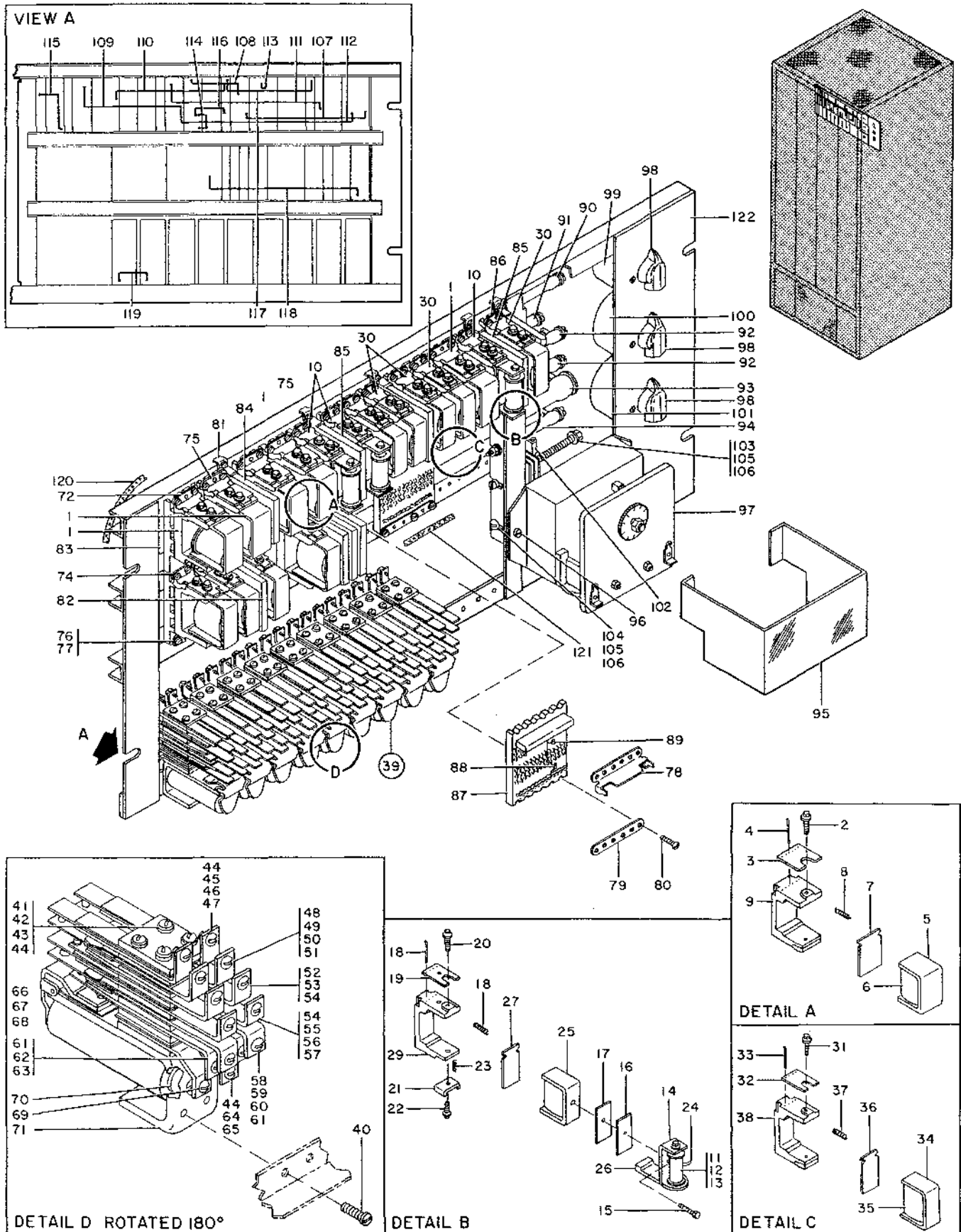


FIGURE 16. D.C. RELAY ASSEMBLY. SEE LIST 16.

LIST AND INDEX NO.	PART NO.	DESCRIPTION	UNITS PER ASSY	USABLE ON CODE
D.C. RELAY ASSEMBLY -CONT				
16 - 36	196212	• • ARMATURE- 4 PT MLDG	1	12
- 37	155043	• • SPRING,HELICAL,COMPR- 8.5 TURNS LH	2	12
- 38	344503	• • MOLDING ASSY	1	12
- 39	352792	• RELAY ASSY	9	12
- 40	2300	• SCREW	18	12
- 41	173218	• • SCREW,MACH-RD WASHER HD 5-40 X 1-15/32	1	12
- 42	121011	• • PLATE-DUO RELAY TOP	1	12
- 43	122311	• • INSULATION	1	12
- 44	120942	• • INSULATION- 0.125 THK	3	12
- 45	105826	• • SPRING-STIFFENER	1	12
- 46	105832	• • SPRING ASSY-CONTACT UPPER	1	12
- 47	189844	• • TERMINAL ASSY-CONTACT	1	12
- 48	125872	• • SPRING-STIFFENER	1	12
- 49	141964	• • TERMINAL ASSY-CONTACT	1	12
- 50	141977	• • SPRING ASSY-OPR CONTACT	1	12
- 51	120925	• • INSULATION- 0.078 THK	1	12
- 52	141967	• • TERMINAL ASSY	1	12
- 53	125877	• • SPRING ASSY-CONTACT	1	12
- 54	120924	• • INSULATION- 0.0625 THK	2	12
- 55	125872	• • SPRING-STIFFENER	1	12
- 56	120837	• • SPRING ASSY-CONTACT UPPER	1	12
- 57	141971	• • TERMINAL ASSY-CONTACT	1	12
- 58	125872	• • SPRING-STIFFENER	1	12
- 59	141969	• • TERMINAL ASSY-CONTACT	1	12
- 60	141981	• • SPRING ASSY-OPR CONTACT	1	12
- 61	120926	• • INSULATION- 0.094 THK	2	12
- 62	141967	• • TERMINAL ASSY	1	12
- 63	121839	• • SPRING ASSY-CONTACT	1	12
- 64	156909	• • SPACER- 1 LG X 3/8 W X 1/16 THK	1	12
- 65	105835	• • TERMINAL ASSY-CONTACT	1	12
- 66	165594	• • PIVOT-ARMATURE	1	12
- 67	107177	• • ARMATURE ASSY-MAGNET	1	12
- 68	154350	• • COIL ASSY	1	12
- 69	19587	• • SCREW,MACH-FL CSK HD 8-32 X 3/8 LG	1	12
- 70	115552	• • WASHER,FL-NO. 8 X 7/16 OD X 0.005 THK	1	12
- 71	165595	• • YOKE ASSY-MAGNET	1	12
- 72	159945	• CLIP-TERM MLDG	5	12
- 73	198363	• SCREW,THD FORMING-BIND HD NO.4 X 1/2	10	12
- 74	159944	• CLIP-TERM MLDG	17	10
- 74	159944	• CLIP-TERM MLDG	12	2
- 75	198363	• SCREW,THD FORMING-BIND HD NO.4 X 1/2	58	12
- 76	308704	• CLIP, MOLDING	3	10
- 76	308704	• CLIP, MOLDING	8	2
- 77	198363	• SCREW,THD FORMING-BIND HD NO.4 X 1/2	22	12
- 78	159946	• CLIP-TERM MLDG	2	12
- 79	284424	• CLIP, MOLDING-BOTTOM	2	12
- 80	198363	• SCREW,THD FORMING-BIND HD NO.4 X 1/2	8	12
- 81	328616	• CLIP, TERM-MOLDING	11	12
- 82	198363	• SCREW,THD FORMING-BIND HD NO.4 X 1/2	22	12
- 83	159942	• MOLDING ASSY-TERM	5	12
- 84	528169	• RC ASSY	6	12
- 85	328602	• UNIT, RC	5	10
- 85	328602	• UNIT, RC	3	2
- 86	159941	• MOLDING ASSY-TERM	10	17
- 86	159941	• MOLDING ASSY-TERM	12	2
- 87	324999	• TFRMINAL BLOCK ASSY	2	12
- 88	438278	• RESISTOR ASSY	1	2
- 89	338555	• RESISTOR ASSY 330 OHMS 1/2 W	1	2
- 90	528159	• RESISTOR,500 OHMS,P/M 5 PERCENT,10W	1	12
- 91	528139	• RESISTOR,100 OHMS,P/M 5 PERCENT,5W	1	12
- 92	517965	• RESISTOR,FXD,WW- 750 OHMS P/M 5% 10 W	2	12
- 93	535674	• RESISTOR,1500 OHM,P/M 5 PERCENT,25W	1	12
- 94	528158	• RESISTOR,1.5K OHMS,P/M 5 PERCENT,10W	1	12
- 95	528168	• SHIELD-TIMER	1	12
- 96	2300	• SCREW	2	12
- 97	517777	• TIMER ASSY-ADJ RESET RELAY GATE	1	12
- 98	317173	• KNOB	3	12
- 99	528154	• RHEOSTAT,RESISTOR GATE	1	12

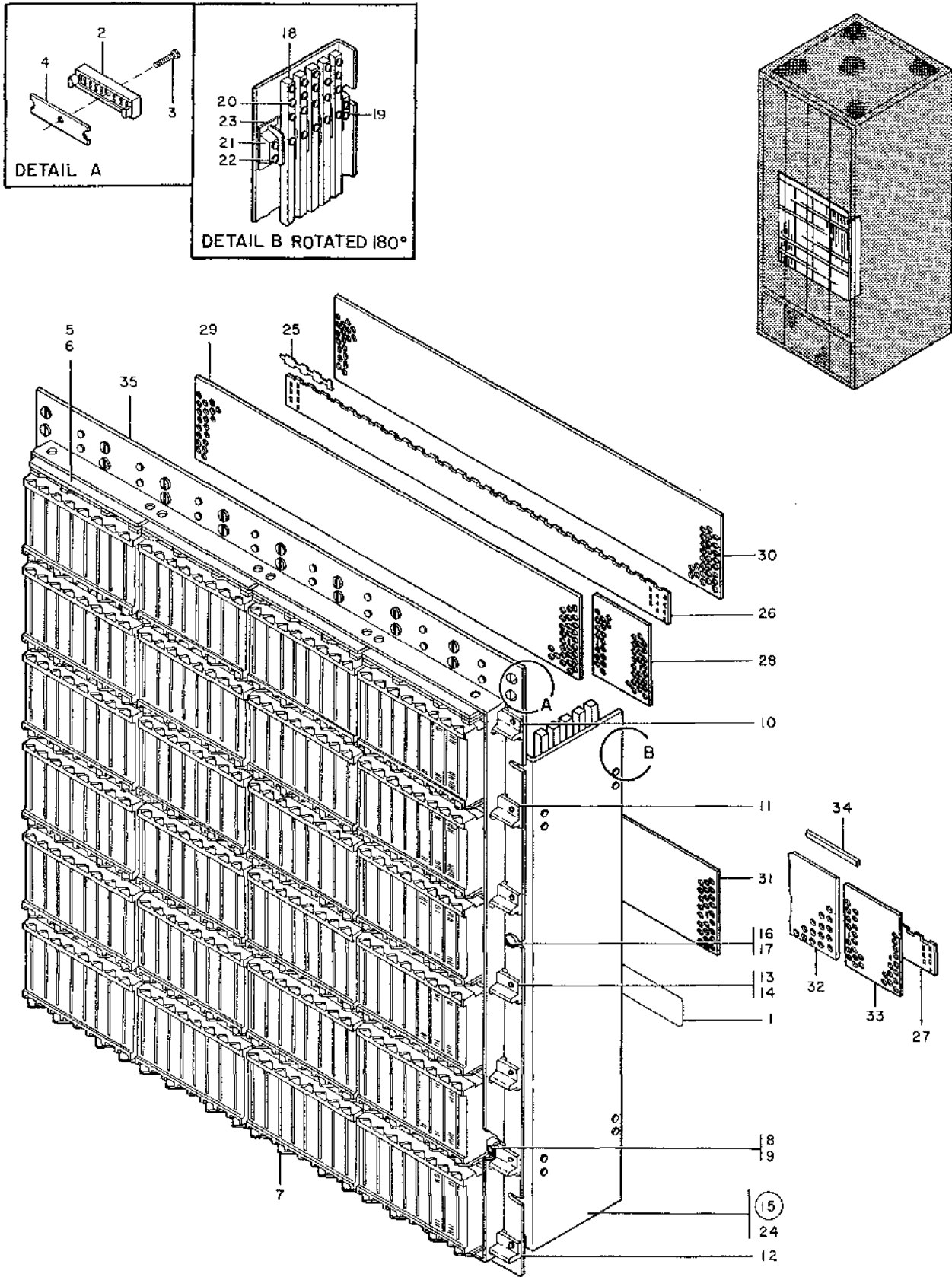


FIGURE 17. CARD FRAME ASSEMBLY. SEE LIST 17.

LIST AND INDEX NO.	PART NO.	DESCRIPTION	1 2 3 4				UNITS PER ASSY	USABLE ON CODE
D.C. RELAY ASSEMBLY -CONT								
16 -100	333198	• RESISTOR,VAR-WW 1K 25W				1	12	
-101	535673	• RHEOSTAT,5000 OHMS,25W				1	12	
-102	315902	• RECTIFIER,METALLIC- 78V AC 112 MA				10	12	
-103	438583	• SCREW,MACH,FIL H, NO. 8-32 X 2-1/2 LG			ATT PT	1	12	
-104	504698	• SCREW,MACH RD HD			ATT PT	1	12	
-105	1090873	• WASHER,LOCK-SPLIT NO. 8 X 0.055 OD			ATT PT	3	12	
-106	257189	• NUT,PLAIN,HEX- 8-32 X 11/32 FL W			ATT PT	3	12	
-107	129243	• JUMPER ASSY-BLUE 3-1/2 IN.				72	10	
-107	129243	• JUMPER ASSY-BLUE 3-1/2 IN.				52	2	
-108	129244	• JUMPER ASSY-BLUE 4-1/2 IN.				26	10	
-108	129244	• JUMPER ASSY-BLUE 4-1/2 IN.				12	2	
-109	129245	• JUMPER ASSY-BLUE 5-1/2 IN.				7	10	
-109	129245	• JUMPER ASSY-BLUE 5-1/2 IN.				5	2	
-110	129246	• JUMPER ASSY-BLUE 6-1/2 IN.				3	12	
-111	129247	• JUMPER ASSY-BLUE 7-1/2 IN.				3	10	
-111	129247	• JUMPER ASSY-BLUE 7-1/2 IN.				2	2	
-112	129248	• JUMPER ASSY-8-1/2 IN.				3	10	
-112	129248	• JUMPER ASSY-8-1/2 IN.				2	2	
-113	205331	• JUMPER-BRS				16	10	
-113	205331	• JUMPER-BRS				12	2	
-114	205329	• JUMPER-BRS				2	10	
-114	205329	• JUMPER-BRS				1	2	
-115	132665	• JUMPER ASSY				8	10	
-115	132665	SEE LIST 42 FOR COMPONENT PARTS						
-115	132665	• JUMPER ASSY				10	2	
-116	7991	SEE LIST 42 FOR COMPONENT PARTS						
-116	7991	• JUMPER ASSY				5	12	
-117	132666	SEE LIST 42 FOR COMPONENT PARTS						
-117	132666	• JUMPER ASSY				5	10	
-117	132666	SEE LIST 42 FOR COMPONENT PARTS						
-117	132666	• JUMPER ASSY				3	2	
-118	132667	SEE LIST 42 FOR COMPONENT PARTS						
-118	132667	• JUMPER ASSY-BLACK 8 IN.				2	12	
-118	132667	SEE LIST 42 FOR COMPONENT PARTS						
-119	121349	• STRIP-CONN				5	12	
-120	528179	• CABLE ASSY,MFON				1	12	
-120	528179	SEE LIST 42 FOR COMPONENT PARTS						
-121	526217	• CABLE ASSY,RELAY GATE				1	10	
-121	526217	SEE LIST 42 FOR COMPONENT PARTS						
-121	526223	• CABLE ASSY,RELAY GATE				1	2	
-121	526223	SEE LIST 42 FOR COMPONENT PARTS						
-122	528177	• FRAME,D.C. RELAY				1	12	
CARD FRAME ASSEMBLY								
17 -	535024	CARD FRAME ASSY				REF	1	
-	535061	SEE LIST 13-59 FOR NEXT HIGHER ASSY AND FIG. 17 FOR ILLUSTRATION						
-	535061	CARD FRAME ASSY				REF	2	
-	535667	SEE LIST 13-59 FOR NEXT HIGHER ASSY AND FIG. 17 FOR ILLUSTRATION						
-	535667	CARD FRAME ASSY				REF	3	
- 1	352491	• NUMBERING STRIP				6	12	
- 2	302090	• TERMINAL BLOCK ASSY				24	12	
- 3	38264	• SCREW,MACH-FIL H 4-40 X 3/8 LG			ATT PT	24	12	
- 4	302131	• INSULATOR,TERM BLK				24	12	
- 5	216091	• ADAPTER, CARD GUIDE				4	10	
- 6	38263	• SCREW,MACH-FIL H 4-40 X 5/16 LG			ATT PT	8	10	
- 7	216083	• CARD RECEPTACLE ASSY				24	10	
- 7	491108	• PANEL ASSY,RECEPTACLE				24	2	
- 8	528478	• CLAMP				6	12	
- 9	38354	• SCREW,MACH-FIL H 6-32 X 1/2 LG			ATT PT	6	12	

LIST AND INDEX NO.	PART NO.	DESCRIPTION				UNITS PER ASSY	USABLE ON CODE
		1	2	3	4		
CARD FRAME ASSEMBLY -CONT							
17 - 10	351062	•	RAIL,UPPER GUIDE			1	10
- 11	528477	•	RAIL,GUIDE			5	10
- 11	528477	•	RAIL,GUIDE			6	2
- 12	528476	•	RAIL,BOTTOM GUIDE			1	12
- 13	2300	•	SCREW	ATT PT		14	12
- 14	55901	•	WASHER,LOCK-EXT TEETH NO. 8 X 0.381 OD	ATT PT		14	12
- 15	530907	•	BUSS BAR ASSY			1	12
- 16	5528	•	SCREW,MACH-BIND. HD 8-32 X 5/8 LG	ATT PT		1	12
- 17	257189	•	NUT,PLAIN,HEX- 8-32 X 11/32 FL W	ATT PT		1	12
- 18	530904	•	• BUSS BAR			5	12
- 19	81693	•	• SCREW, MACH-BIND HD NO 6-32 X 3/8 LG	ATT PT		10	12
- 20	10170	•	• SCREW,MACH-BIND HD 6-32 X 1/4 LG	ATT PT		120	12
- 21	212482	•	• TERMINAL BOARD			2	12
- 22	35739	•	• SCREW, MACH-BIND HD NO. 6-32 X 15/16 L	ATT PT		8	12
- 23	121935	•	• STRIP-INSULATING			2	12
- 24	535327	•	• BRACKET,VOLTAGE DISTRIBUTION			1	12
- 25	212822	•	• BUS, CHAIN-VOLTAGE			AR	10
- 26	596265	•	• INSULATOR,CHAIN VOLTAGE,28 POS			6	10
- 27	350671	•	• INSULATOR,VOLTAGE CHAIN			8	10
- 28	350670	•	• PLANE,GROUND			5	10
- 29	350666	•	• PLANE,GROUND			1	10
- 30	491463	•	• CARD,GROUND PLANE			3	10
- 31	350667	•	• PLANE,GROUND			1	10
- 32	350668	•	• PLANE,GROUND			1	10
- 33	350669	•	• PLANE,GROUND			1	10
- 34	216215	•	• BUSS, GROUND PLANE			AR	10
- 35	528479	•	• FRAME			1	12
-700	350695	•	• CAPACITOR ASSY,0.001 MFD	A09G-A09J		1	10
-701	443793	•	• RESISTOR ASSY,100 OHM	24F-34F		1	10
-702	535124	•	• CHOKE ASSY,22 MH	26A-26D		1	10
-703	535300	•	• FILTER ASSY,0.1 MFD,500 MFD	26A-27E		1	10
-704	535125	•	• FILTER ASSY 0.02 UFD AND 50 UFD	31A-32H		1	10
-705	535125	•	• FILTER ASSY 0.02 UFD AND 50 UFD	33A-32B		1	10
-706	253332	•	• RESISTOR ASSY,3.6K OHMS,1W	33H-34E		1	10
-707	513931	•	• RESISTOR ASSY,250 OHMS,10W	38D-37G		1	10
-708	528141	•	• CAPACITOR ASSY,0.5 MFD,400V	45G-46G		1	10
-709	528141	•	• CAPACITOR ASSY,0.5 MFD,400V	45H-46H		1	10
-710	2103558	•	• RESISTOR ASSY,150K OHMS,1/2W	46G-47B		1	10
-711	2103558	•	• RESISTOR ASSY,150K OHMS,1/2W	46H-47A		1	10
-712	2103092	•	• RESISTOR ASSY,10K OHMS,1/2W	47A-47C		1	10
-713	360807	•	• CAPACITOR ASSY	47A-47F		1	10
-714	2103092	•	• RESISTOR ASSY,10K OHMS,1/2W	47B-47D		1	10
-715	360807	•	• CAPACITOR ASSY	47B-47F		1	10
-716	205331	•	• JUMPER-BRS	47C-47D		1	10
-717	530947	•	• FILTER ASSY,0.2 UFD AND 20 UFD	116-516		1	12
-718	530947	•	• FILTER ASSY,0.2 UFD AND 20 UFD	304-504		1	12
-719	530947	•	• FILTER ASSY,0.2 UFD AND 20 UFD	508-408		1	12
-720	530947	•	• FILTER ASSY,0.2 UFD AND 20 UFD	512-212		1	12
-721	535124	•	• CHOKE ASSY,22 MH	26A-26D		1	2
-722	535300	•	• FILTER ASSY,0.1 MFD,500 MFD	26A-37B		1	2
-723	535125	•	• FILTER ASSY 0.02 UFD AND 50 UFD	26B-25A		1	2
-724	535125	•	• FILTER ASSY 0.02 UFD AND 50 UFD	33A-32B		1	2
-725	352373	•	• BUS ASSY,FILTER	33H-27D		1	2
-726	528141	•	• CAPACITOR ASSY,0.5 MFD,400V	47A-47C		1	2
-727	528141	•	• CAPACITOR ASSY,0.5 MFD,400V	47B-47D		1	2
-728	2103558	•	• RESISTOR ASSY,150K OHMS,1/2W	47C-47F		1	2
-729	2103558	•	• RESISTOR ASSY,150K OHMS,1/2W	47D-47E		1	2
-730	2103092	•	• RESISTOR ASSY,10K OHMS,1/2W	47E-47G		1	2
-731	2103092	•	• RESISTOR ASSY,10K OHMS,1/2W	47F-47H		1	2
-732	360807	•	• CAPACITOR ASSY	47E-48B		1	2
-733	360807	•	• CAPACITOR ASSY	47F-48B		1	2

LIST AND INDEX NO.	PART NO.	DESCRIPTION	UNITS	USABLE
			PER ASSY	ON CODE
		CARD GATE ASSEMBLY		
18 -	348403	CARD GATE ASSY SEE LIST 8-112 FOR NEXT HIGHER ASSY AND FIG. 18 FOR ILLUSTRATION	REF	9
- 1	348485	• KNOB,CARD GATE	1	9
- 2	81693	• SCREW, MACH-BIND HD NO 6-32 X 3/8 LG	1	9
- 3	348428	• STRIKE,GATE DOOR	1	9
- 4	348418	• DOOR,CARD GATE	1	9
- 5	186759	• SCREW,MACH-BIND HD 8-32 X 1/32 LG	1	9
- 6	348427	• CATCH,GATE DOOR	8	9
- 7	55726	• SCREW, MACH-BIND HD NO. 6-32 X 3/16 LG	1	9
- 8	348422	• BRACE,GATE STOP	2	9
- 9	186758	• SCREW,MACH-BIND HD 8-32 X 7/16 LG	2	9
- 10	348421	• STOP,GATE DOOR	4	9
- 11	348417	• HINGE,CARD FRAME DOOR	2	9
- 12	186759	• SCREW,MACH-BIND HD 8-32 X 1/32 LG	1	9
- 13	523250	• CLAMP,CABLE	8	9
- 14	4636	• SCREW,MACH-FL CSK HD 8-32 X 3/8 LG	2	9
- 15	523951	• CLAMP	2	9
- 16	316807	• SCREW,MACH FL HD 6-32 X 3/8 LG	2	9
- 17	524515	• CLAMP,CABLE	2	9
- 18	49814	• SCREW	4	9
- 19	348429	• STOP,GATE	4	9
- 20	180894	• SCREW,CAP,HEX HD- 1/4-20 X 3/8 LG	1	9
- 21	6935	• LOCKWASHER	2	9
- 22	3550	• WASHER, FL 0.265 ID X 9/16 OD	2	9
- 23	348416	• PROTECTOR ASSY,D.C. CIRCUIT	1	9
- 24	58207	• SCREW	2	9
- 25	535292	• CIRCUIT PROTECTOR,1 AMP	1	9
- 26	535297	• CIRCUIT PROTECTOR,20 AMP	1	9
- 27	597450	• CIRCUIT PROTECTOR,3.5 AMP	4	9
- 28	535294	• CIRCUIT PROTECTOR,2 AMP	1	9
- 29	55726	• SCREW, MACH-BIND HD NO. 6-32 X 3/16 LG	14	9
- 30	528364	• JUMPER ASSY	1	9
- 31	528435	SEE LIST 42 FOR COMPONENT PARTS • JUMPER ASSY	12	9
- 32	348454	• BRACKET,CP MTG	1	9
- 33	528401	• HINGE,GATE	2	9
- 34	38686	• SCREW,MACH-HEX HD 1/4-20 X 1/2 LG	8	9
- 35	6935	• LOCKWASHER	8	9
- 36	3550	• WASHER, FL 0.265 ID X 9/16 OD	4	9
- 37	3960	• NUT,PLAIN,HEX- 1/4-20 X 7/16 FL W	4	9
- 38	348488	• PANEL ASSY,C.F. REAR	1	9
- 39	58207	• SCREW	6	9
- 40	322310	• SWITCH,TOGGLE,D.P.D.T.	7	9
- 41	317173	• KNOB	1	9
- 42	348489	• SWITCH ASSY,ROTARY	1	9
- 43	348494	• SWITCH,TOGGLE,DPDT	3	9
- 44	348493	• SWITCH,TOGGLE,SPDT	2	9
- 45	317018	• RESISTOR,1.6K OHMS,P/M 5 PERCENT,0.5W	12	9
- 46	348666	• CABLE ASSY,REAR CF PANEL SEE LIST 42 FOR COMPONENT PARTS	1	9
- 47	348490	• PANEL,C.F. REAR	1	9
- 48	210984	• SCREW,ROUND HD 6-32 X 1/4 LG	1	9
- 49	210987	• SHIELD,TERMINAL BLOCK	1	9
- 50	210884	• STUD,SHIELD	3	9
- 51	210883	• STUD,TAPPED	1	9
- 52	80351	• STRIP, TERMINAL	1	9
- 53	527916	• STRIP, MARKER	1	9
- 54	265059	• GROMMET,COUNTER CARLE	1	9
- 55	348424	• HOUSING,FILTER	1	9
- 56	55726	• SCREW, MACH-BIND HD NO. 6-32 X 3/16 LG	6	9
- 57	348482	• FAN,CARD GATE	2	9
- 58	25627	• SCREW,MACH-BIND HD 8-32 X 1/2 LG	6	9
- 59	348426	• GUARD,FAN	1	9
- 60	55726	• SCREW, MACH-BIND HD NO. 6-32 X 3/16 LG	4	9
- 61	204500	• STUD-REL GATE LATCH	1	9
- 62	204499	• PIN-REL GATE LATCH	1	9



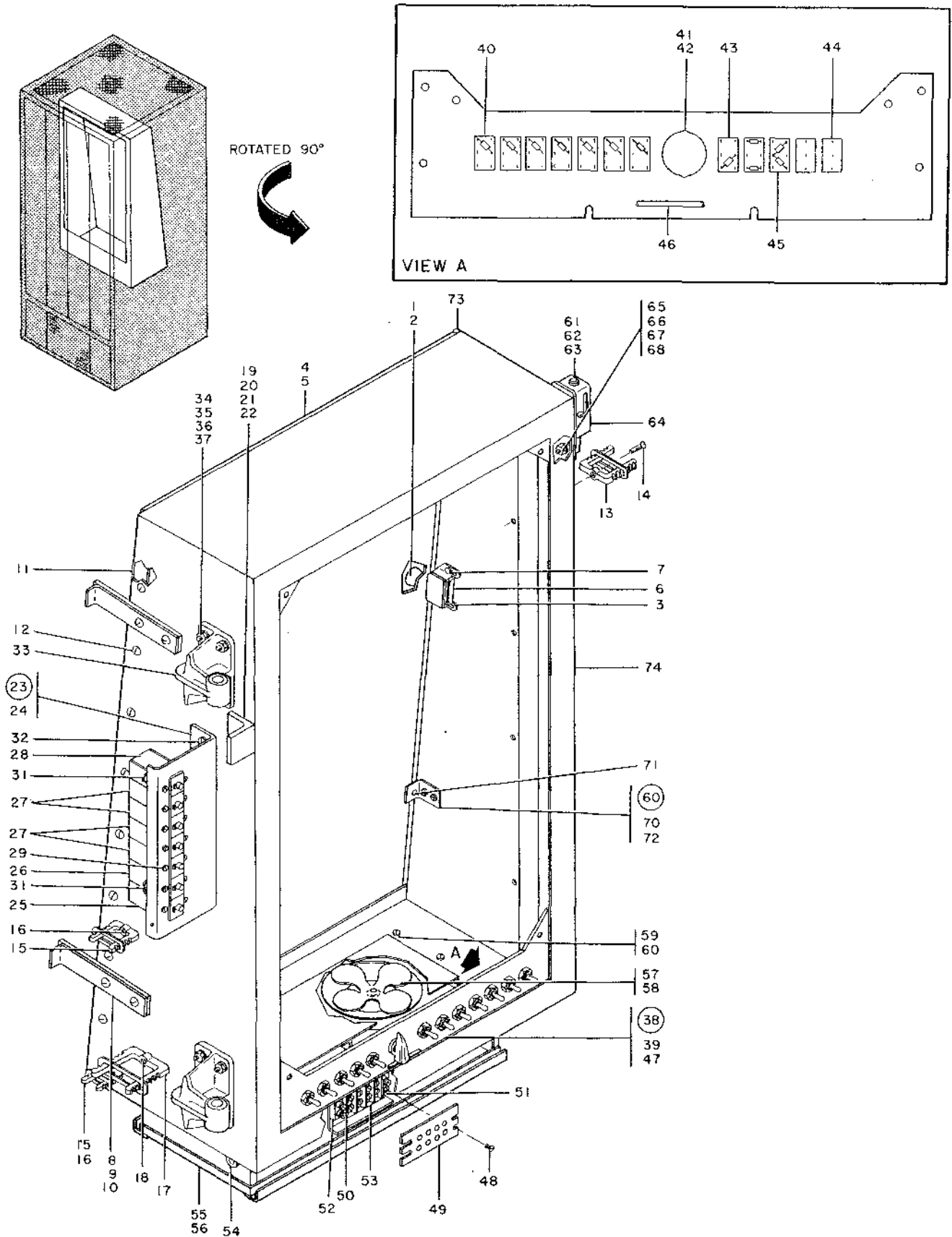


FIGURE 18. CARD GATE ASSEMBLY. SEE LIST 18.

LIST AND INDEX NO.	PART NO.	DESCRIPTION	UNITS PER ASSY	USABLE ON CODE
CARD GATE ASSEMBLY -CONT				
18 - 63	220856	• SPRING,HELICAL,COMPR= 9 TURNS	1	9
- 64	511155	• LATCH	1	9
- 65	25891	• SCREW,MACH-FL CSK HD 10-32 X 1/2 LG	2	9
- 66	45690	• WASHER,FL-NO. 10 X 7/16 OD X 1/32 THK	2	9
- 67	9092	• WASHER,LOCK-SPLIT NO. 10 X 0.337 OD	2	9
- 68	1159E	• NUT,PLAIN,HEX- 10-32 X 3/8 FL W	2	9
- 69	348419	• BUMPER ASSY,GATE DOOR	2	9
- 70	186759	• SCREW,MACH-BIND HD 8-32 X 1/32 LG	4	9
- 71	328469	• BUMPER,HINGED DRUM COVER	1	9
- 72	348420	• BRACKET,GATE DOOR BUMPER	1	9
- 73	223528	• CHANNEL,RUBBER	36	9
- 74	348404	• GATE,CARD FRAME	1	9
CLUTCH FILTER AND MOTOR CONTROL ASSEMBLY				
19 -	348430	CLUTCH FILTER AND MOTOR CONTROL ASSY SEE LIST 8-118 FOR NEXT HIGHER ASSY AND FIG. 19 FOR ILLUSTRATION	REF	9
- 1	223528	• CHANNEL,RUBBER	AR	9
- 2	210984	• SCREW,ROUND HD 6-32 X 1/4 LG	3	9
- 3	323842	• BLOCK,TERMINAL	3	9
- 4	210984	• STUD,SHIELD	9	9
- 5	210883	• STUD,TAPPED	3	9
- 6	187466	• SHIELD,TERMINAL BLOCK	3	9
- 7	92743	• STRIP,MARKER	3	9
- 8	441359	• JUMPER ASSY	3	9
- 9	252816	SEE LIST 42 FOR COMPONENT PARTS	3	9
- 10	95878	• RESISTOR,150 OHM,P/M 5 PERCENT,10W	3	9
- 11	257986	• SCREW,MACH,R H,NO. 6-32 X 2-1/4 LG	6	9
- 12	257187	• WASHER,FL- NO. 6 X 0.312 OD	3	9
- 13	442959	• NUT,HEX DOUBLE CHAMFERED 6-36 X 5/16	6	9
- 14	348495	• WASHER	1	9
- 15	10170	• RESISTOR ASSY	2	9
- 16	45690	• SCREW,MACH-BIND HD 6-32 X 1/4 LG	2	9
- 17	334921	• WASHER,FL-NO. 10 X 7/16 OD X 1/32 THK	2	9
- 18	336694	• TERMINAL,LUG- 16-22 AWG NO. 6 MTG HOLE	1	9
- 19	504694	• JUMPER ASSY	2	9
- 20	322739	• RESISTOR,200 OHMS,P/M 5 PERCENT,50W	1	9
- 21	515718	• RESISTOR,FXD 50 OHMS P/M 5% 50W	3	9
- 22	528007	• SCREW,MACH,FIL H,NO. 8-32 X 1/2 LG	6	9
- 23	60646	• WASHER,CFENTERING	3	9
- 24	257189	• WASHER, LOCK	3	9
- 25	521695	• NUT,PLAIN,HEX- 8-32 X 11/32 FL W	6	9
- 26	348496	• WASHER,MICA	2	9
- 27	198981	• BRACKET,RESISTOR MTG	1	9
- 28	210984	• GROMMET,RUBBER	2	9
- 29	82353	• SCREW,ROUND HD 6-32 X 1/4 LG	2	9
- 30	210884	• STRIP,BARRIER TERMINAL	2	9
- 31	210883	• STUD,SHIELD	3	9
- 32	187470	• STUD,TAPPED	2	9
- 33	348440	• SHIELD,TERMINAL BLOCK	3	9
- 34	348433	• MARKER STRIP	1	9
- 35	186759	• COVER,DUO RELAY AND CONDENSER	3	9
- 36	248497	• SCREW,MACH-BIND HD 8-32 X 1/32 LG	6	9
- 37	217572	• STANDOFF,SAFETY COVER	3	9
- 38	176407	• VARISTOR ASSY	6	9
- 39	58207	• RESISTOR AND CAPACITOR ASSY	6	9
- 40	352390	• SCREW	9	9
- 41	425599	• FILTER ASSY	8	9
- 42	322742	• TERMINAL, LUG	2	9
- 43	360665	• RESISTOR,30 OHMS P/M 5% 5W	1	9
- 44	124843	• CAPACITOR,5 MFD 150VDCW	1	9
- 45	58207	• RELAY,ARMATURE-CONT ARR 2C AND 2C	2	9
		• SCREW	4	9

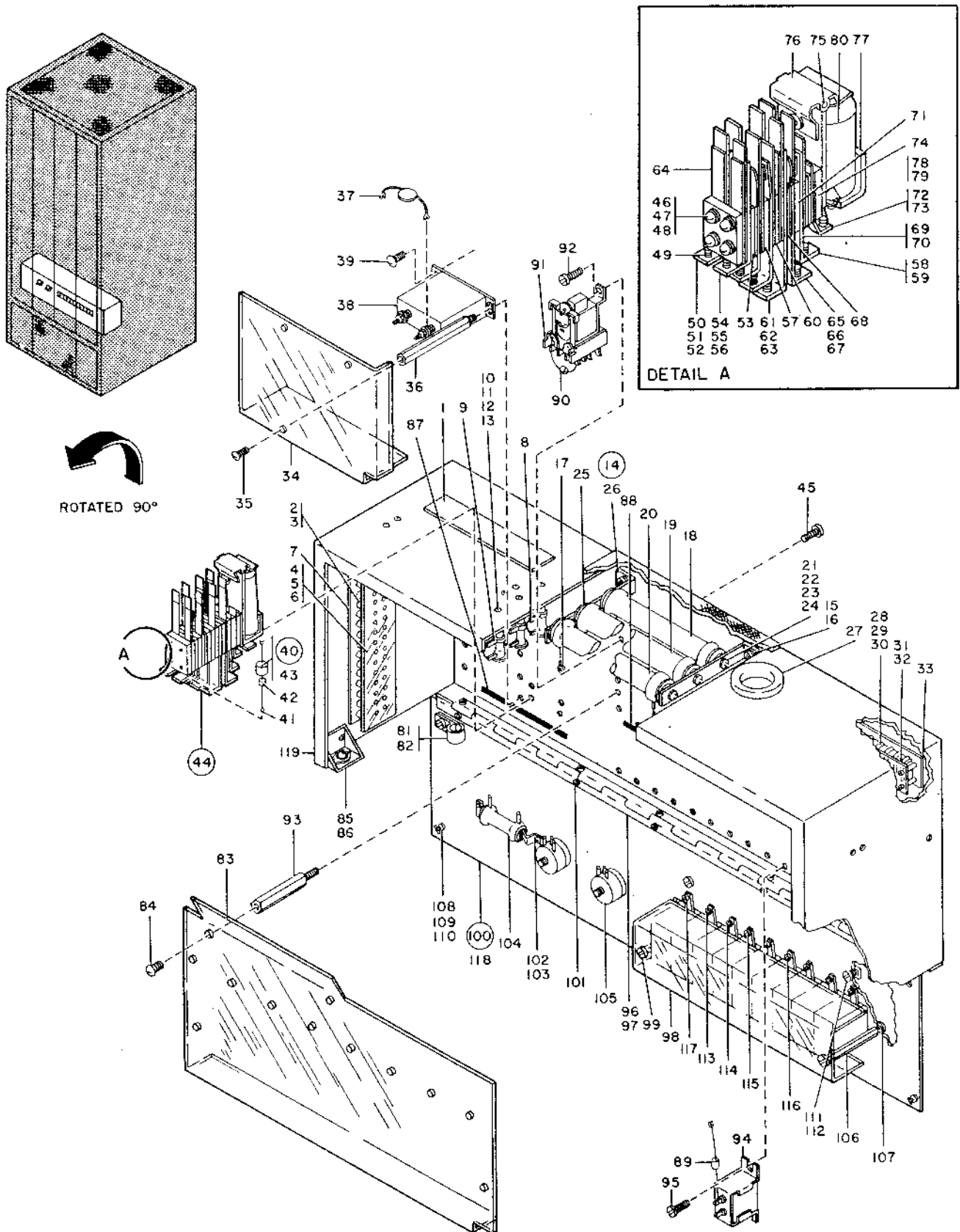


FIGURE 19. CLUTCH FILTER AND MOTOR CONTROL ASSEMBLY. SEE LIST 19.

LIST AND INDEX NO.	PART NO.	DESCRIPTION	UNITS PER ASSY	USABLE ON CODE
CLUTCH FILTER AND MOTOR CONTROL ASSEMBLY -CONT				
19 - 46	173218	• • SCREW,MACH-RD WASHER HD 5-40 X 1-15/32	4	9
- 47	121011	• • PLATE-DUO RELAY TOP	2	9
- 48	122311	• • INSULATION	2	9
- 49	120942	• • INSULATION- 0.125 THK	1	9
- 50	105826	• • SPRING-STIFFENER	2	9
- 51	105832	• • SPRING ASSY-CONTACT UPPER	2	9
- 52	189844	• • TERMINAL ASSY-CONTACT	2	9
- 53	120924	• • INSULATION- 0.0625 THK	1	9
- 54	125872	• • SPRING-STIFFENER	2	9
- 55	141964	• • TERMINAL ASSY-CONTACT	2	9
- 56	141977	• • SPRING ASSY-OPR CONTACT	2	9
- 57	120925	• • INSULATION- 0.078 THK	1	9
- 58	141967	• • TERMINAL ASSY	2	9
- 59	125877	• • SPRING ASSY-CONTACT	2	9
- 60	120924	• • INSULATION- 0.0625 THK	1	9
- 61	125872	• • SPRING-STIFFENER	2	9
- 62	120837	• • SPRING ASSY-CONTACT UPPER	2	9
- 63	141971	• • TERMINAL ASSY-CONTACT	2	9
- 64	120924	• • INSULATION- 0.0625 THK	1	9
- 65	125872	• • SPRING-STIFFENER	2	9
- 66	141969	• • TERMINAL ASSY-CONTACT	2	9
- 67	141981	• • SPRING ASSY-OPR CONTACT	2	9
- 68	120926	• • INSULATION- 0.094 THK	1	9
- 69	141967	• • TERMINAL ASSY	2	9
- 70	121839	• • SPRING ASSY-CONTACT	2	9
- 71	120926	• • INSULATION- 0.094 THK	1	9
- 72	156909	• • SPACER- 1 LG X 3/8 W X 1/16 THK	2	9
- 73	105835	• • TERMINAL ASSY-CONTACT	2	9
- 74	120942	• • INSULATION- 0.125 THK	1	9
- 75	165594	• • PIVOT-ARMATURE	1	9
- 76	107177	• • ARMATURE ASSY-MAGNET	1	9
- 77	165595	• • YOKE ASSY-MAGNET	1	9
- 78	19587	• • SCREW,MACH-FL CSK HD 8-32 X 3/8 LG ATT PT	2	9
- 79	115552	• • WASHER,FL-NO. 8 X 7/16 OD X 0.005 THK	1	9
- 80	154350	• • COIL ASSY	1	9
- 81	350663	• CLAMP,CABLE	2	9
- 82	10170	• SCREW,MACH-BIND HD 6-32 X 1/4 LG ATT PT	2	9
- 83	348434	• COVER,MOTOR CONTROL RELAY	1	9
- 84	28413	• SCREW,MACH BINDING HD 10-32 X 5/16 LG ATT PT	4	9
- 85	528138	• RECEPTACLE,CAMLOC	2	9
- 86	221790	• SCREW, MACH-BIND HD NO. 8-32 X 3/16 LG ATT PT	4	9
- 87	348685	• CABLE ASSY,D.C. INTERNAL SEE LIST 42 FOR COMPONENT PARTS	1	9
- 88	348671	• CABLE ASSY,A.C. CONTROL SEE LIST 42 FOR COMPONENT PARTS	1	9
- 89	348439	• RESISTOR ASSY,22 OHMS	15	9
- 90	352375	• DIODE ASSY	7	9
- 91	223642	• RELAY,ARMATURE-HVY DUTY DPDT 50V DC	8	9
- 92	58207	• SCREW ATT PT	16	9
- 93	250714	• STUD,COVER	4	9
- 94	528411	• CAPACITOR, FIXED 0.25 UFD P/M 10% 100V	17	9
- 95	10170	• SCREW,MACH-BIND HD 6-32 X 1/4 LG ATT PT	34	9
- 96	348437	• HINGE,CP PANEL	1	9
- 97	58207	• SCREW ATT PT	5	9
- 98	348438	• COVER,SAFETY	1	9
- 99	28413	• SCREW,MACH BINDING HD 10-32 X 5/16 LG ATT PT	2	9
-100	348435	• PANEL ASSY,CP	1	9
-101	58207	• SCREW ATT PT	5	9
-102	510316	• • BRACKET, MTG	2	9
-103	438566	• • SCREW,MACH BINDING ATT PT	2	9
-104	515821	• • RESISTOR,300 OHMS,P/M 5 PERCENT,25W	1	9
-105	332591	• • POTENIOMETER,1000 OHMS,25W	2	9
-106	338641	• • SPACER,GUARD	2	9
-107	28413	• • SCREW,MACH BINDING HD 10-32 X 5/16 LG ATT PT	2	9
-108	312575	• • RING,SNAP	2	9
-109	312573	• • GROMMET,FASTENER	2	9
-110	231741	• • CAMLOC	2	9
-111	348473	• • BAR,CP PROTECTION	1	9

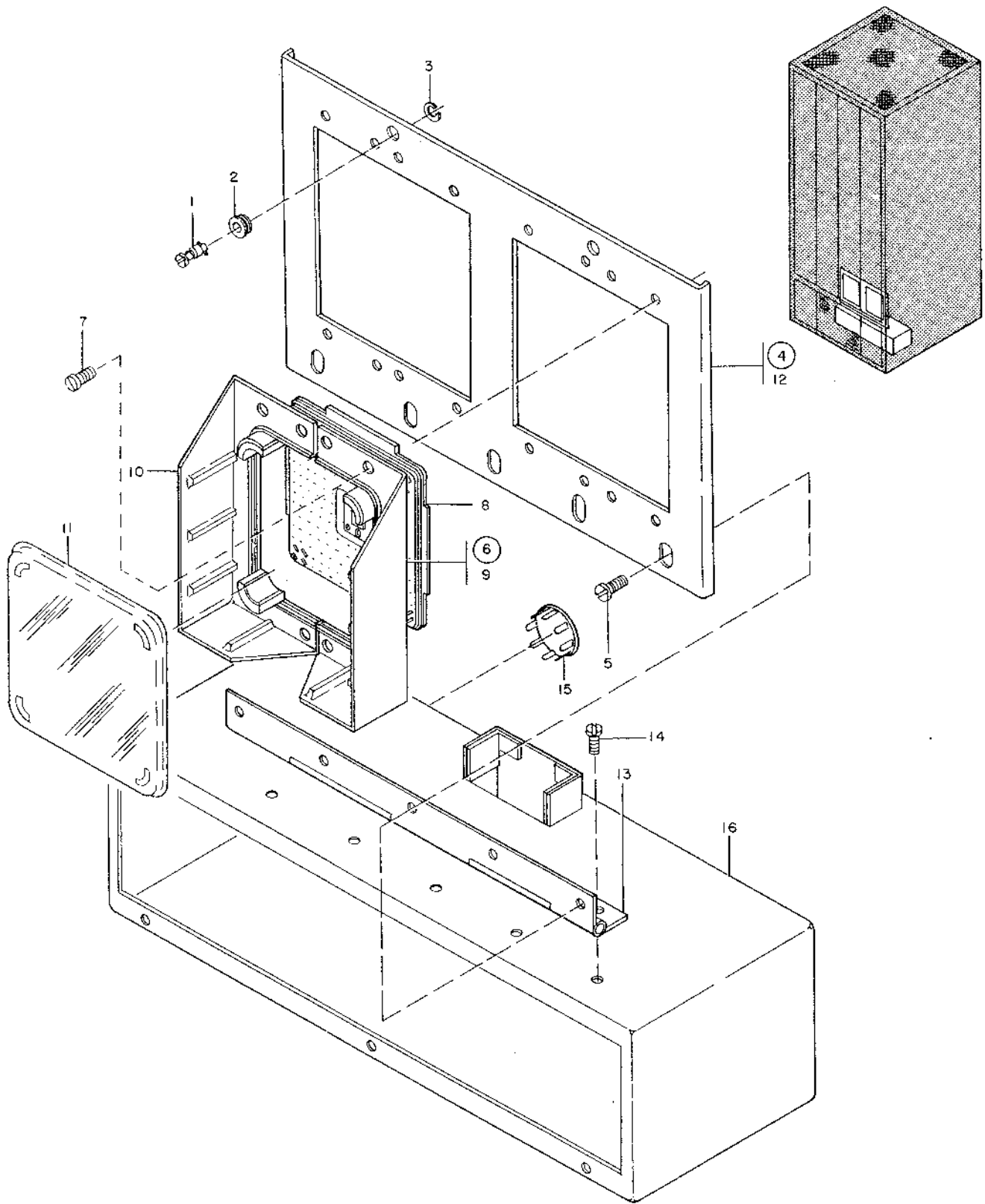


FIGURE 20. A.C. CONNECTOR PANEL HOUSING ASSEMBLY. SEE LIST 20.

LIST AND INDEX NO.	PART NO.	DESCRIPTION	UNITS PER ASSY	USABLE ON CODE
CLUTCH FILTER AND MOTOR CONTROL ASSEMBLY -CONT				
19 -117	81693	• • SCREW, MACH-BIND HD NO 6-32 X 3/8 LG	ATT PT	2 9
-113	535295	• • CIRCUIT PROTECTOR, 4 AMP		1 9
-114	524179	• • CIRCUIT BREAKER, 8 AMPS		1 9
-115	535296	• • CIRCUIT PROTECTOR, 7 AMP		2 9
-116	535294	• • CIRCUIT PROTECTOR, 2 AMP		6 9
-117	10170	• • SCREW, MACH-BIND HD 6-32 X 1/4 LG	ATT PT	20 9
-118	348436	• • PANEL, CP		1 9
-119	348431	• HOUSING, MOTOR CONTROL AND CLUTCH FILTER		1 9
A.C. CONNECTOR PANEL HOUSING ASSEMBLY				
20 -	535071	A.C. CONNECTOR PANEL HOUSING ASSY SEE LIST 8-148 FOR NEXT HIGHER ASSY AND FIG. 20 FOR ILLUSTRATION	REF	17
- 1	231741	• CAMLOC		2 17
- 2	312573	• GROMMET, FASTENER		2 17
- 3	312575	• RING, SNAP		2 17
- 4	535032	• PANEL ASSY, AMP CONNECTOR		1 17
- 5	28413	• SCREW, MACH BINDING HD 10-32 X 5/16 LG	ATT PT	5 17
- 6	598226	• • CABLE ASSY		1 17
- 6	598246	• • MACHINE HALF ASSEMBLY		1 17
- 7	99	• • SCREW, MACH-FL CSK HD 10-32 X 3/8 LG	ATT PT	16 17
- 8	598724	• • • PLATE ASSY USED ON ASSY 598226 ONLY		1 17
- 8	598253	• • • PLATE ASSY USED ON ASSY 598246 ONLY		1 17
- 9	598247	• • • GUIDE, MTG, RH		1 17
- 10	598251	• • • GUIDE, MTG, LH		1 17
- 11	598252	• • • COVER		1 17
- 12	535678	• PANEL, AMP CONNECTOR		1 17
- 13	535039	• HINGE, AMP CONNECTOR PANEL		1 17
- 14	186759	• SCREW, MACH-BIND HD 8-32 X 1/32 LG	ATT PT	5 17
- 15	20A528	• BUTTON, PLUG		1 17
- 16	535042	• HOUSING, A.C. POWER		1 17
A.C. POWER PANEL ASSEMBLY				
21 -	535073	A.C. POWER PANEL ASSY SEE LIST 8-154 FOR NEXT HIGHER ASSY AND FIG. 21 FOR ILLUSTRATION	REF	10
-	348475	A.C. POWER PANEL ASSY SEE LIST 8-154 FOR NEXT HIGHER ASSY AND FIG. 21 FOR ILLUSTRATION	REF	9
- 1	348664	• CABLE ASSY, POWER CONNECTOR SEE LIST 42 FOR COMPONENT PARTS		1 9
- 1	535043	• CABLE ASSY, POWER CONNECTOR SEE LIST 42 FOR COMPONENT PARTS		1 10
- 2	369224	• CONTACTOR, MAGNETIC		1 17
- 3	10170	• SCREW, MACH-BIND HD 6-32 X 1/4 LG	ATT PT	2 17
- 4	535846	• BRACKET, CAPACITOR		2 17
- 5	322065	• SCREW, MACH-BIND HD 6-32 X 5/8 LG	ATT PT	4 17
- 6	55901	• WASHER, LOCK-EXT TEETH NO. 8 X 0.381 OD	ATT PT	4 17
- 7	257187	• NUT, HEX DOUBLE CHAMFERED 6-36 X 5/16	ATT PT	4 17
- 8	535845	• CAPACITOR ASSY		1 17
- 9	317272	• • RESISTOR, 47K OHMS, P/M 5 PERCENT, 2W		3 17
- 10	526205	• • CAPACITOR		1 17
- 11	2102366	• CLAMP, CABLE		2 9
- 12	348672	• CABLE ASSY, A.C. POWER SEE LIST 42 FOR COMPONENT PARTS		1 9
- 13	526516	• CONNECTOR, FEMALE INSERT		1 17

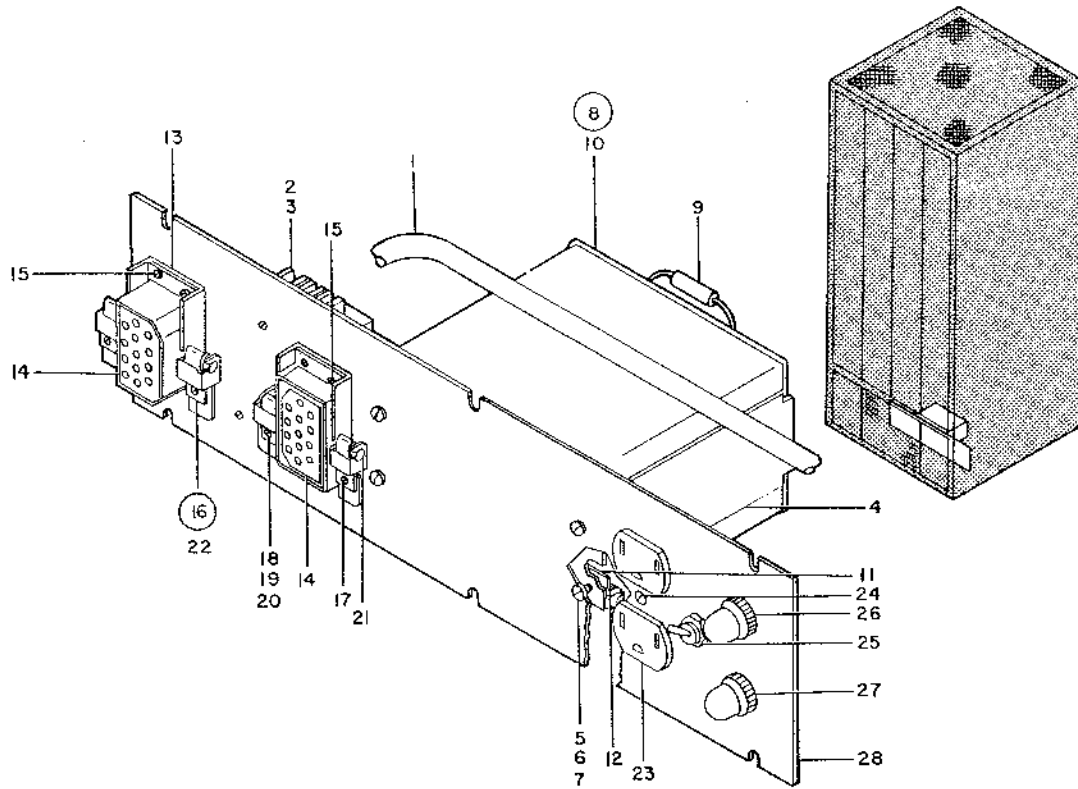


FIGURE 21. A.C. POWER PANEL ASSEMBLY. SEE LIST 21.

LIST AND INDEX NO.	PART NO.	DESCRIPTION				UNITS PER ASSY	USABLE ON CODE
		1	2	3	4		
A.C. POWER PANEL ASSEMBLY -CONT							
21 - 14	526517	•	RECEPTACLE,13 POSITION			1	17
- 15	338238	•	SCREW,MACH-BIND HD NO. 4-40 X 5116	ATT PT		8	17
- 16	556522	•	WIRE,36,COPPER			2	17
- 17	526520	•	SPRING,LATCH			2	17
- 18	186759	•	SCREW,MACH-BIND HD 8-32 X 1/32 LG	ATT PT		2	17
- 19	257109	•	NUT,PLAIN,HEX- 8-32 X 11/32 FL W	ATT PT		2	17
- 20	1090873	•	WASHER,LOCK-SPLIT NO. 8 X 0.055 OD	ATT PT		2	17
- 21	526521	•	ROLLER,CONNECTOR LATCH			2	17
- 22	526519	•	BRACKET,CONNECTOR MTG			1	17
- 23	535847	•	OUTLET,CONVENIENCE			1	17
- 24	38235	•	SCREW,MACH-FIL H 6-32 X 5/16 LG	ATT PT		1	17
- 25	128455	•	SWITCH,TOGGLE-OPDT 2 CKT DBL BREAK			1	17
- 26	530998	•	INDICATOR,RED LENS			1	17
- 27	530997	•	INDICATOR,AMBER LENS			1	17
- 28	348483	•	PANEL,A.C. POWER			1	9
- 28	535041	•	PANEL,A.C. POWER			1	10
SUMMARY PUNCH RECEPTACLE PANEL ASSEMBLY							
22 -	528180		SUMMARY PUNCH RECEPTACLE PANEL ASSY SEE LIST 8-158 FOR NEXT HIGHER ASSY AND FIG. 22 FOR ILLUSTRATION			REF	2
- 1	231737	•	CAMLOC			1	2
- 2	312573	•	GROMMET,FASTENER			1	2
- 3	312575	•	RING,SNAP			1	2

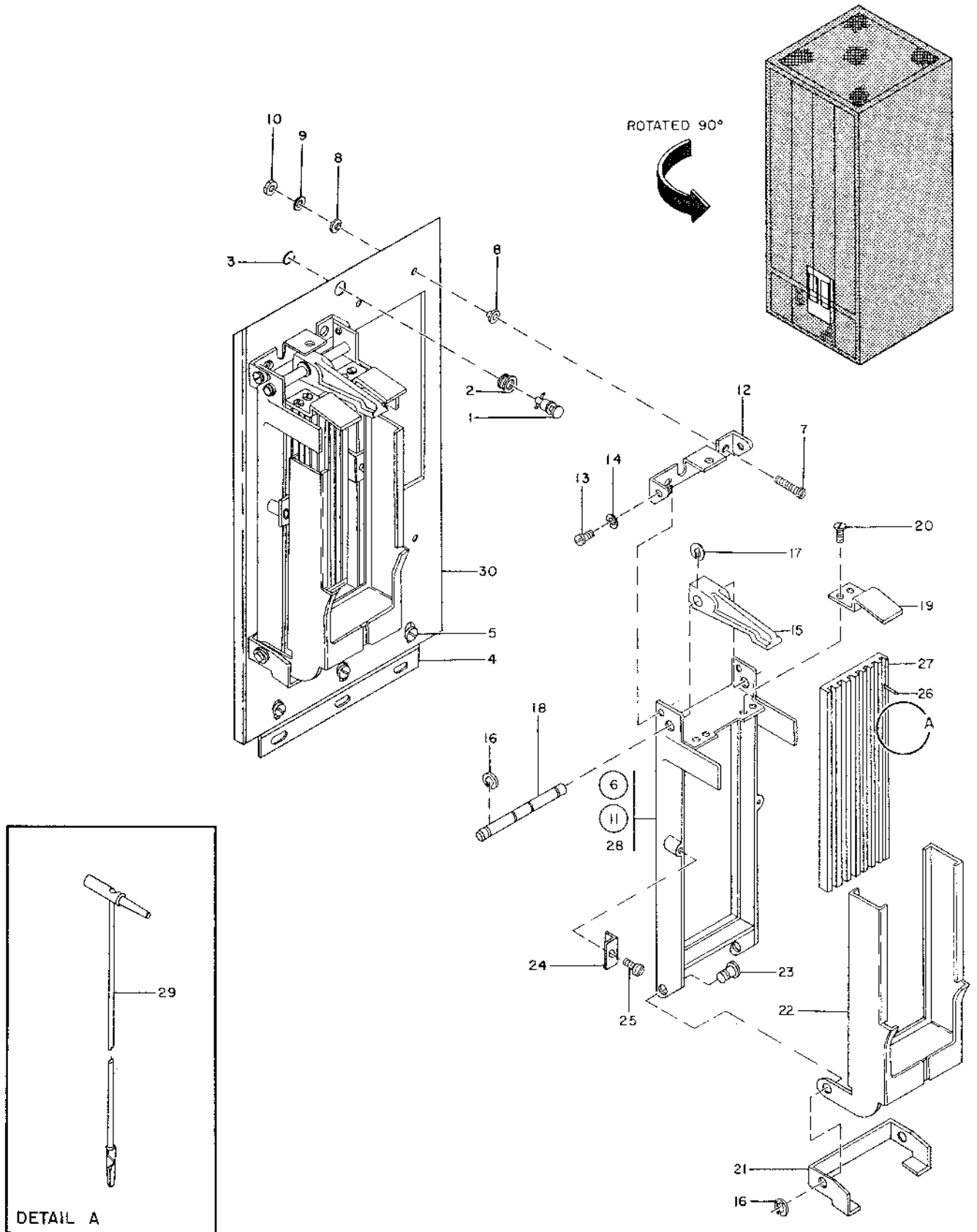


FIGURE 22. SUMMARY PUNCH RECEPTACLE PANEL ASSEMBLY. SEE LIST 22.



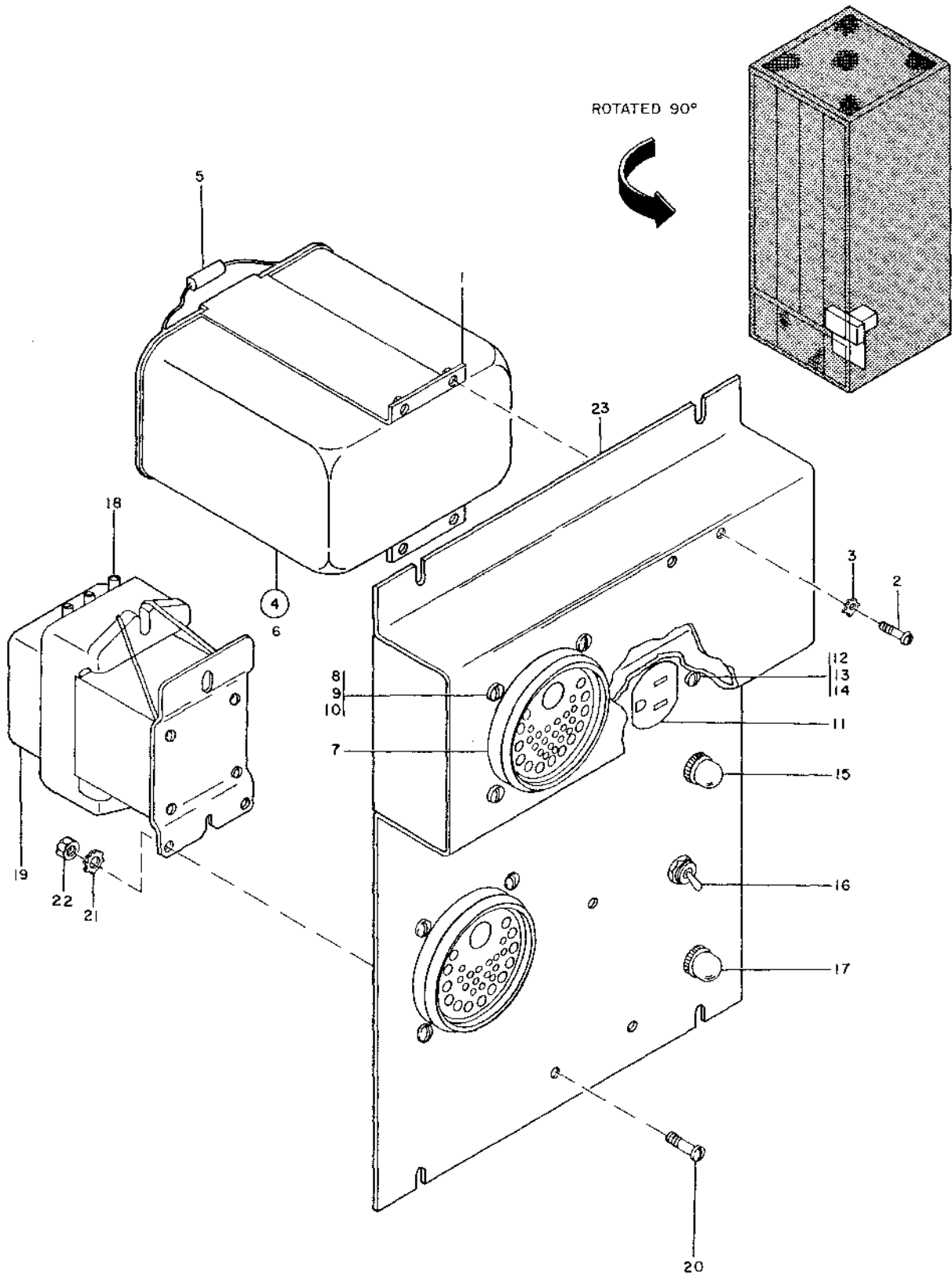


FIGURE 23. A.C. PANEL ASSEMBLY. SEE LIST 23.

LIST AND INDEX NO.	PART NO.	DESCRIPTION	UNITS PER ASSY	USABLE ON CODE
SUMMARY PUNCH RECEPTACLE PANEL ASSEMBLY -CONT				
22 - 4	528150	• HINGE,SUMMARY PUNCH PANEL,PREAMP	1	2
- 5	236849	• SCREW, MACH, BIND HD-NO 10-32 X 1/4 LG	3	2
- 6	524356	• RECEPTACLE ASSY	2	2
- 7	25627	• SCREW,MACH-BIND HD 8-32 X 1/2 LG	8	2
- 8	528167	• WASHER,FIBRE	16	2
- 9	22478	• WASHER	8	2
- 10	2899	• NUT,PLAIN,HEX- 8-32 X 3/8 ACROSS FL	8	2
- 11	512001	• • CONNECTOR ASSY-SUMMARY PUNCH	2	2
- 12	171063	• • BRACKET-SUPPORT UPPER	1	2
- 13	443	• • • SCREW,MACH-FIL H 10-32 X 3/8 LG	2	2
- 14	9092	• • • WASHER,LOCK-SPLIT NO. 10 X 0.337 OD	2	2
- 15	103196	• • • ARM-CONN LATCH	1	2
- 16	139766	• • • CLIP-SPRING	6	2
- 17	145059	• • • SPRING,HELICAL,COMPR- 12 TURNS	1	2
- 18	104754	• • • SHAFT-CONN LATCH ARM	1	2
- 19	180831	• • • BRACKET-SL STOP	2	2
- 20	92	• • • SCREW,MACH-RH 5-40 X 1/4 LG	4	2
- 21	171135	• • • BRACKET-SUPPORT LOWER	1	2
- 22	512002	• • • SLIDE ASSY-CONN	1	2
- 23	179151	• • • STUD-CABLE CONN SUP	2	2
- 24	165799	• • • RETAINER-CONT PNL BD	2	2
- 25	2650	• • • SCREW,MACH-FIL H 3-48 X 1/4 LG	2	2
- 26	214442	• • • CONTACT-PNL	160	2
- 27	165798	• • • PANEL-PERM SET UP	1	2
- 28	179442	• • • FRAME-CABLE CONN STA PNL	1	2
- 29	319092	• JUMPER ASSY-YEL 6-5/8 IN. LG	64	2
- 30	528166	SEE LIST 42 FOR COMPONENT PARTS • PANEL,SUMMARY PUNCH RECEPTACLE	1	2
A.C. PANEL ASSEMBLY				
23 -	528175	A.C. PANEL ASSY SEE LIST 8-164 FOR NEXT HIGHER ASSY AND FIG. 23 FOR ILLUSTRATION	REF	2
- 1	535133	• BRACKET,CAPACITOR MTG	2	2
- 2	322065	• SCREW,MACH-BIND HD 6-32 X 5/8 LG	4	2
- 3	6364	• WASHER,LOCK-SPLIT NO. 6 X 1/4 OD	4	2
- 4	535845	• CAPACITOR ASSY	1	2
- 5	317272	• • RESISTOR,47K OHMS,P/M 5 PERCENT,2W	3	2
- 6	526205	• • CAPACITOR	1	2
- 7	528110	• CABLE ASSY,POWER CONNECTOR SEE LIST 42 FOR COMPONENT PARTS	1	2
- 8	81693	• SCREW, MACH-BIND HD NO 6-32 X 3/8 LG	8	2
- 9	56722	• WASHER,LOCK-EXT TEETH NO. 6 X 5/16 OD	8	2
- 10	257187	• NUT,HEX DOUBLE CHAMFERED 6-36 X 5/16	8	2
- 11	357995	• OUTLET-CONVENIENCE 3 WIRE GRD	1	2
- 12	38235	• SCREW,MACH-FIL H 6-32 X 5/16 LG	2	2
- 13	56722	• WASHER,LOCK-EXT TEETH NO. 6 X 5/16 OD	2	2
- 14	257187	• NUT,HEX DOUBLE CHAMFERED 6-36 X 5/16	2	2
- 15	530998	• INDICATOR,RED LENS	1	2
- 16	128455	• SWITCH,TOGGLE-DPDT 2 CKT DBL BREAK	1	2
- 17	530997	• INDICATOR,AMBER LENS	1	2
- 18	218809	• TERMINAL,LUG- 14-16 AWG NO. 10 MTG HOLE	3	2
- 19	526086	• CONTACTOR,MAGNETIC,3 POLE,30 AMP	1	2
- 20	186758	• SCREW,MACH-BIND HD 8-32 X 7/16 LG	3	2
- 21	55901	• WASHER,LOCK-EXT TEETH NO. 8 X 0.381 OD	3	2
- 22	257189	• NUT,PLAIN,HEX- 8-32 X 11/32 FL W	3	2
- 23	528144	• PANEL,A.C. POWER	1	2

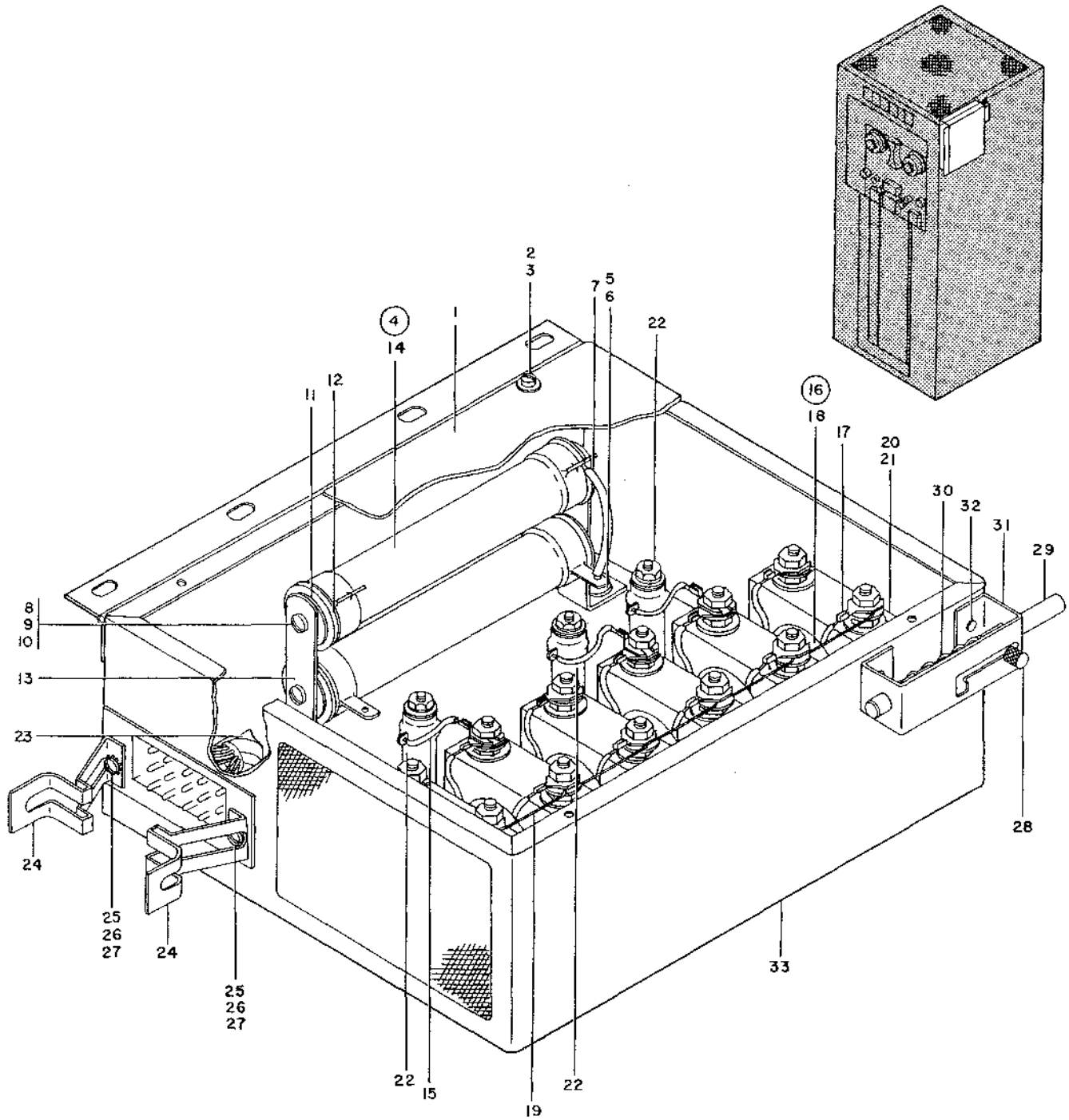


FIGURE 24. CLUTCH FILTER BOX ASSEMBLY. SEE LIST 24.

LIST AND INDEX NO.	PART NO.	DESCRIPTION	UNITS	USABLE
			PER ASSY	ON CODE
		CLUTCH FILTER BOX ASSEMBLY		
24 -	528010	CLUTCH FILTER BOX ASSY SEE LIST 8-168 FOR NEXT HIGHER ASSY AND FIG. 24 FOR ILLUSTRATION	REF	12
- 1	528009	• COVER, FILTER BOX	1	12
- 2	438548	• SCREW, MACH-BIND HD 4-40 X 3/16 LG	4	12
- 3	45639	• WASHER, FL-NO. 4 X 5/16 OD X 0.020 THK	1	12
- 4	528005	• RESISTOR ASSY	1	12
- 5	55726	• SCREW, MACH-BIND HD NO. 6-32 X 3/16 LG	2	12
- 6	45677	• WASHER, FL- 5/32 X 7/16 OD X 0.040 THK	2	12
- 7	336394	• • BUTTON	1	12
		SEE LIST 42 FOR COMPONENT PARTS		
- 8	515718	• • SCREW, MACH, FIL H, NO. 8-32 X 1/2 LG	2	12
- 9	257189	• • NUT, PLAIN, HEX- 8-32 X 11/32 FL W	2	12
- 10	60646	• • WASHER, LOCK	2	12
- 11	528007	• • WASHER, CENTERING	4	12
- 12	521695	• • WASHER, MICA	4	12
- 13	528008	• • BRACKET, RESISTOR-MTG	2	12
- 14	504694	• • RESISTOR, 200 OHMS, P/M 5 PERCENT, 50W	2	12
- 15	338198	• JUMPER ASSY	4	12
		SEE LIST 42 FOR COMPONENT PARTS		
- 16	317572	• VARISTOR ASSY	6	12
- 17	435599	• • TERMINAL, LUG	2	12
- 18	317302	• • RESISTOR, VOLTAGE SENSITIVE- 10.5K @ 12	1	12
- 19	122436	• STRIP-CONN	5	12
- 20	176407	• RESISTOR AND CAPACITOR ASSY	6	12
- 21	55726	• SCREW, MACH-BIND HD NO. 6-32 X 3/16 LG	12	12
- 22	528526	• RESISTOR, 5K OHMS, P/M 5 PERCENT, 10W	4	12
- 23	528025	• CABLE ASSY, RESISTOR AND FILTER	1	12
		SEE LIST 42 FOR COMPONENT PARTS		
- 24	512403	• LATCH-PLUG	2	12
- 25	38351	• SCREW, MACH-FIL H 6-32 X 5/16 LG	2	12
- 26	56722	• WASHER, LOCK-EXT TEETH NO. 6 X 5/16 OD	2	12
- 27	257986	• WASHER, FL- NO. 6 X 0.312 OD	2	12
- 28	528013	• STUD, LATCH	1	12
- 29	528014	• PIN, LATCH	1	12
- 30	528012	• SPRING, COMPRESSION	1	12
- 31	528011	• BRACKET, LATCH	1	12
- 32	55726	• SCREW, MACH-BIND HD NO. 6-32 X 3/16 LG	2	12
- 33	528020	• BOX, CLUTCH FILTER	1	12
		PROLAY CONTROL ASSEMBLY		
25 -	528485	PROLAY CONTROL ASSY SEE LIST 8-185 FOR NEXT HIGHER ASSY AND FIG. 25 FOR ILLUSTRATION	REF	
- 1	535063	• CHOKE, FILTER	1	
- 2	32042	• SCREW, MACH-BIND HD. NO. 10-32 X 3/8 LG	4	
- 3	9092	• WASHER, LOCK-SPLIT NO. 10 X 0.337 OD	4	
- 4	535062	• CHOKE, FILTER	1	
- 5	32042	• SCREW, MACH-BIND HD. NO. 10-32 X 3/8 LG	4	
- 6	9092	• WASHER, LOCK-SPLIT NO. 10 X 0.337 OD	4	
- 7	2103326	• DIODE ASSY	2	
- 8	320167	• • TERMINAL-TAPER	2	
- 9	2103404	• • SHIELD, DIODE	1	
- 10	333264	• • DIODE, JUNCTION-TYPE P	1	
- 11	302090	• TERMINAL BLOCK ASSY	1	
- 12	438550	• SCREW, MACH-BIND HD 4-40 X 0.5 LG	1	
- 13	302089	• • SPRING-TERM BLK	8	
- 14	302088	• • BLOCK-TERM	1	
- 15	302131	• INSULATOR, TERM BLK	1	
- 16	527738	• POTENTIOMETER-WW 50 OHMS P/M 10% 2W	2	
- 17	10170	• SCREW, MACH-BIND HD 6-32 X 1/4 LG	4	
- 18	334281	• CLAMP-CABLE	1	
- 19	528458	• RESISTOR, 2 OHM, P/M 5 PERCENT 25W	2	

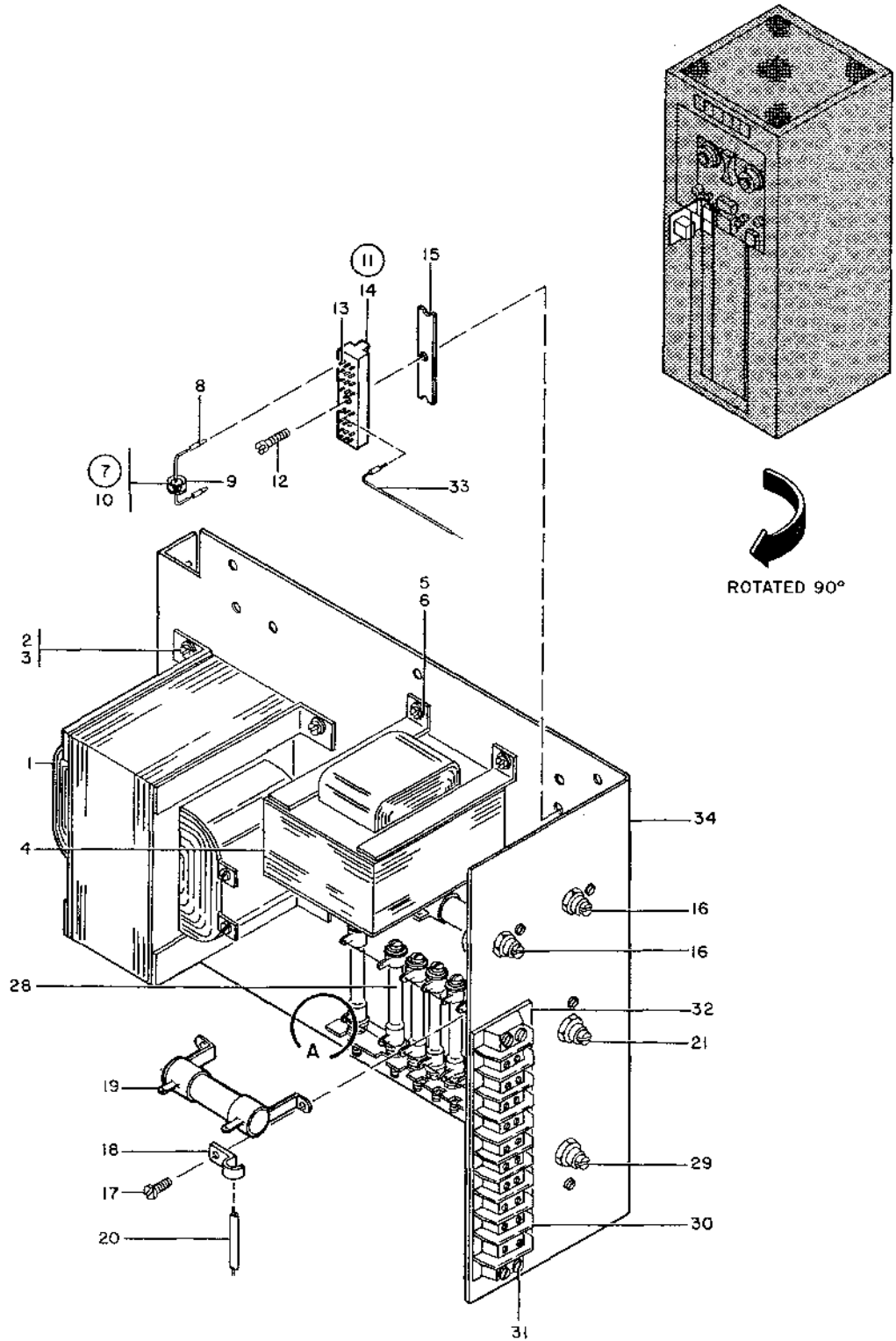
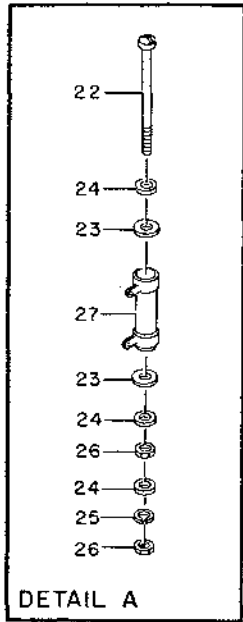


FIGURE 25. PROLAY CONTROL ASSEMBLY. SEE LIST 25.

LIST AND INDEX NO.	PART NO.	DESCRIPTION	UNITS PER ASSY	USABLE ON CODE
		PROLAY CONTROL ASSEMBLY -CONT		
25 - 20	528131	• CABLE ASSY,PROLAY CONTROL SEE LIST 42 FOR COMPONENT PARTS	1	
- 21	528481	• RHEOSTAT,6 OHM,50W	1	
- 22	438584	• SCREW,MACH,FIL H, NO. 8-32 X 2-3/4 LG	2	
- 23	203801	• INSULATOR,WASHER- 0.172 ID X 9/16 OD	4	
- 24	22478	• WASHER	6	
- 25	1090873	• WASHER,LOCK-SPLIT NO. 8 X 0.055 OD	2	
- 26	257139	• NUT,PLAIN,HEX- 8-32 X 11/32 FL W	4	
- 27	528458	• RESISTOR,2 OHM,P/M 5 PERCENT 25W	2	
- 28	528454	• RESISTOR,1 OHM,10W	6	
- 29	528459	• RHEOSTAT,0.5 OHM,50W	1	
- 30	522767	• BLOCK, TERMINAL	1	
- 31	35739	• SCREW, MACH-BIND HD NO. 6-32 X 15/16 LG ATT PT	4	
- 32	253219	• STRIP,MARKER	1	
- 33	323577	• JUMPER ASSY	4	
- 34	528459	SEE LIST 42 FOR COMPONENT PARTS • BASE,PROLAY CONTROL	1	
		3 PHASE POWER SUPPLY FRAME ASSEMBLY		
26 -	316103	3 PHASE POWER SUPPLY FRAME ASSY SEE LIST 8-187 FOR NEXT HIGHER ASSY AND FIG. 26 FOR ILLUSTRATION	REF	17
- 1	441042	• CLIP, SHIELD	4	17
- 2	98354	• SCREW,MACH-FIL H 6-32 X 1/2 LG ATT PT	8	17
- 3	6364	• WASHER,LOCK-SPLIT NO. 6 X 1/4 OD ATT PT	8	17
- 4	441235	• SHIELD,TERMINAL BLOCK	2	17
- 5	326998	• RESISTOR,7500 OHMS,P/M 5 PERCENT,2W	1	17
- 6	518452	• TERMINAL,RING	2	17
- 7	82353	• STRIP,BARRIER TERMINAL	2	17
- 8	316156	• INSULATOR	2	17
- 9	316165	• CABLE ASSY	1	17
- 10	316154	SEE LIST 42 FOR COMPONENT PARTS • CABLE ASSY	1	17
- 11	512663	SEE LIST 42 FOR COMPONENT PARTS • GROMMET,RUBBER	1	17
- 12	237380	• CHANNEL,RUBBER	1	17
- 13	316121	• COVER,CUST	1	17
- 14	5528	• SCREW,MACH-BIND. HD 8-32 X 5/8 LG ATT PT	4	17
- 15	1090873	• WASHER,LOCK-SPLIT NO. 8 X 0.055 OD ATT PT	4	17
- 16	501570	• SPACER,COVER MTG	4	17
- 17	327922	• CLAMP,CABLE	1	17
- 18	5677	• SCREW,MACH-BIND. HD 10-32 X 3/4 LG ATT PT	1	17
- 19	45690	• WASHER,FL-NO. 10 X 7/16 OD X 1/32 THK ATT PT	1	17
- 20	9092	• WASHER,LOCK-SPLIT NO. 10 X 0.337 OD ATT PT	1	17
- 21	11598	• NUT,PLAIN,HEX- 10-32 X 3/8 FL W ATT PT	1	17
- 22	327921	• CLAMP,CABLE	1	17
- 23	25637	• SCREW,MACH-BIND HD 8-32 X 1/2 LG ATT PT	1	17
- 24	59961	• WASHER,LOCK-EXT TEETH NO. 8 X 0.381 OD ATT PT	1	17
- 25	257149	• NUT,PLAIN,HEX- 8-32 X 11/32 FL W ATT PT	1	17
- 26	327923	• CLAMP,CABLE	2	17
- 27	337320	• SCREW, MACH-BIND HD NO. 10-32 X 1/2 LG ATT PT	2	17
- 28	45690	• WASHER,FL-NO. 10 X 7/16 OD X 1/32 THK ATT PT	2	17
- 29	9092	• WASHER,LOCK-SPLIT NO. 10 X 0.337 OD ATT PT	2	17
- 30	11598	• NUT,PLAIN,HEX- 10-32 X 3/8 FL W ATT PT	2	17
- 31	327922	• CLAMP,CABLE	2	17
- 32	332620	• SCREW, MACH-BIND HD NO. 10-32 X 1/2 LG ATT PT	2	17
- 33	45690	• WASHER,FL-NO. 10 X 7/16 OD X 1/32 THK ATT PT	2	17
- 34	9092	• WASHER,LOCK-SPLIT NO. 10 X 0.337 OD ATT PT	2	17
- 35	11598	• NUT,PLAIN,HEX- 10-32 X 3/8 FL W ATT PT	2	17
- 36	316106	• 7.5,48,62 AND 140 VOLT SUPPLY ASSY SEE LIST 27 FOR DETAIL BREAKDOWN	1	17
- 37	99	• SCREW,MACH-FL CSK HD 10-32 X 3/8 LG ATT PT	2	17
- 38	327921	• CLAMP,CABLE	2	17

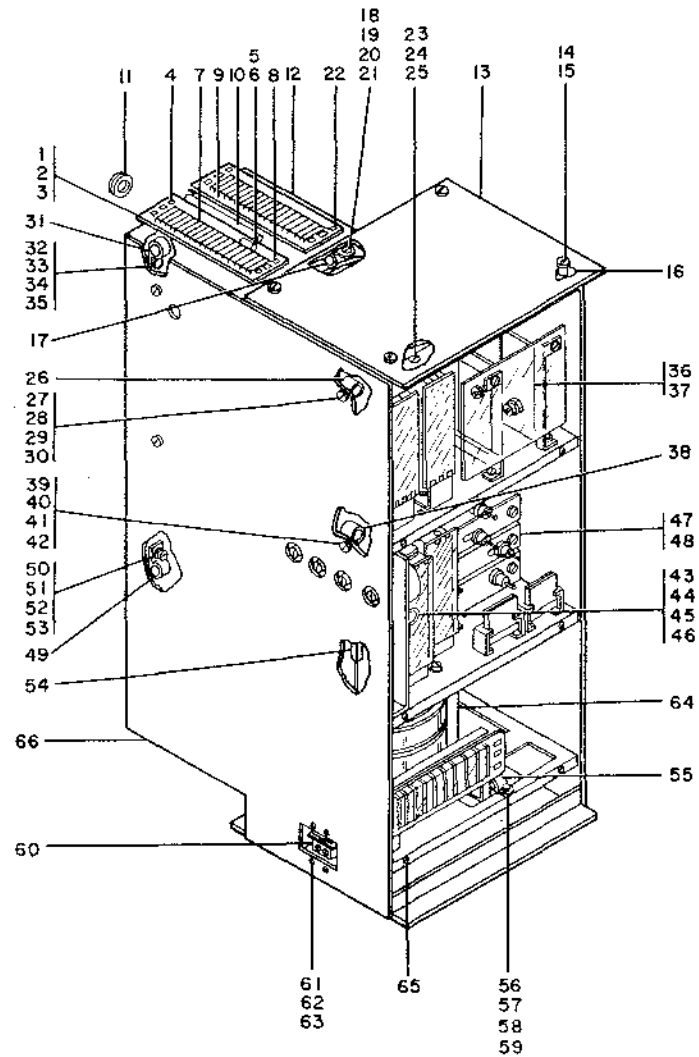
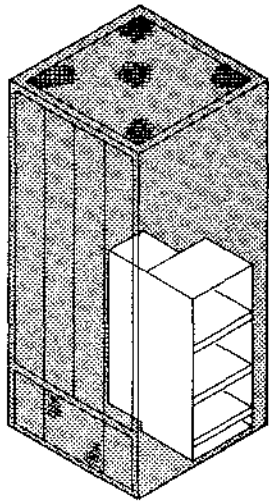


FIGURE 26. 3 PHASE POWER SUPPLY FRAME ASSEMBLY. SEE LIST 26.

LIST AND INDEX NO.	PART NO.	DESCRIPTION	UNITS	USABLE
			PER ASSY	ON CODE
3 PHASE POWER SUPPLY FRAME ASSEMBLY -CONT				
26 - 39	332620	• SCREW, MACH-BIND HD NO. 10-32 X 1/2 LG	ATT PT	2 17
- 40	45690	• WASHER, FL-NO. 10 X 7/16 OD X 1/32 THK	ATT PT	2 17
- 41	9092	• WASHER, LOCK-SPLIT NO. 10 X 0.337 OD	ATT PT	2 17
- 42	11598	• NUT, PLAIN, HEX- 10-32 X 3/8 FL W	ATT PT	2 17
- 43	327921	• CLAMP, CABLE		1 17
- 44	32617	• SCREW, MACH-BIND HD 10-32 X 7/16 LG	ATT PT	1 17
- 45	45690	• WASHER, FL-NO. 10 X 7/16 OD X 1/32 THK	ATT PT	1 17
- 46	9092	• WASHER, LOCK-SPLIT NO. 10 X 0.337 OD	ATT PT	1 17
- 47	316105	• 6 AND 12 VOLT SUPPLY ASSY SEE LIST 28 FOR DETAIL BREAKDOWN		1 17
- 48	99	• SCREW, MACH-FL CSK HD 10-32 X 3/8 LG	ATT PT	2 17
- 49	327922	• CLAMP, CABLE		3 17
- 50	332620	• SCREW, MACH-BIND HD NO. 10-32 X 1/2 LG	ATT PT	3 17
- 51	45690	• WASHER, FL-NO. 10 X 7/16 OD X 1/32 THK	ATT PT	3 17
- 52	9092	• WASHER, LOCK-SPLIT NO. 10 X 0.337 OD	ATT PT	3 17
- 53	11598	• NUT, PLAIN, HEX- 10-32 X 3/8 FL W	ATT PT	3 17
- 54	518578	• CHANNEL, RUBBER		AR 17
- 55	327922	• CLAMP, CABLE		1 17
- 56	119	• SCREW, MACH-FL CSK HD 8-32 X 1/2 LG	ATT PT	1 17
- 57	22478	• WASHER	ATT PT	1 17
- 58	1090873	• WASHER, LOCK-SPLIT NO. 8 X 0.055 OD	ATT PT	1 17
- 59	6503	• NUT, PLAIN, HEX- 8-32 X 1/4 FL W	ATT PT	1 17
- 60	61766	• BLOCK		1 17
- 61	2994	• SCREW, MACH-FIL H 10-32 X 5/8 LG	ATT PT	4 17
- 62	9092	• WASHER, LOCK-SPLIT NO. 10 X 0.337 OD	ATT PT	4 17
- 63	45690	• WASHER, FL-NO. 10 X 7/16 OD X 1/32 THK	ATT PT	4 17
- 64	316104	• FERRO REGULATOR SUPPLY ASSY SEE LIST 29 FOR DETAIL BREAKDOWN		1 17
- 65	99	• SCREW, MACH-FL CSK HD 10-32 X 3/8 LG	ATT PT	2 17
- 66	316128	• FRAME, POWER SUPPLY	ATT PT	2 17
7.5, 48, 62, AND 140 VOLT SUPPLY ASSEMBLY				
27 -	316106	7.5, 48, 62 AND 140 VOLT SUPPLY ASSY SEE LIST 26-36 FOR NEXT HIGHER ASSY AND FIG. 27 FOR ILLUSTRATION		REF 17
- 1	316164	• BUS BAR		1 17
- 2	186759	• SCREW, MACH-BIND HD 8-32 X 1/32 LG	ATT PT	3 17
- 3	1090873	• WASHER, LOCK-SPLIT NO. 8 X 0.055 OD	ATT PT	3 17
- 4	316164	• BUS BAR		1 17
- 5	332620	• SCREW, MACH-BIND HD NO. 10-32 X 1/2 LG	ATT PT	4 17
- 6	186759	• SCREW, MACH-BIND HD 8-32 X 1/32 LG	ATT PT	1 17
- 7	1090873	• WASHER, LOCK-SPLIT NO. 8 X 0.055 OD	ATT PT	1 17
- 8	316171	• SPACER		2 17
- 9	316170	• SPACER		2 17
- 10	521849	• BAR, BUS		1 17
- 11	186759	• SCREW, MACH-BIND HD 8-32 X 1/32 LG	ATT PT	1 17
- 12	1090873	• WASHER, LOCK-SPLIT NO. 8 X 0.055 OD	ATT PT	1 17
- 13	521849	• BAR, BUS		1 17
- 14	186759	• SCREW, MACH-BIND HD 8-32 X 1/32 LG	ATT PT	3 17
- 15	1090873	• WASHER, LOCK-SPLIT NO. 8 X 0.055 OD	ATT PT	3 17
- 16	323543	• CLAMP-CAP MTG		2 17
- 17	511096	• POLT, KEY HD- 1/4-20 X 5 LG	ATT PT	2 17
- 18	6935	• LOCKWASHER	ATT PT	2 17
- 19	312469	• NUT, PLAIN, WING- 1/4-20	ATT PT	2 17
- 20	11598	• NUT, PLAIN, HEX- 10-32 X 3/8 FL W		1 17
- 21	9092	• WASHER, LOCK-SPLIT NO. 10 X 0.337 OD		1 17
- 22	316188	• STUD, TERMINAL MTG		1 17
- 23	316137	• CAPACITOR, 15500MFD, 10VDCW		5 17
- 24	316167	• JUMPER ASSY		1 17
- 25	512544	SEE LIST 42 FOR COMPONENT PARTS • JUMPER ASSY		1 17
- 26	208227	SEE LIST 42 FOR COMPONENT PARTS • CAPACITOR, 5000MFD, 55VDCW		2 17



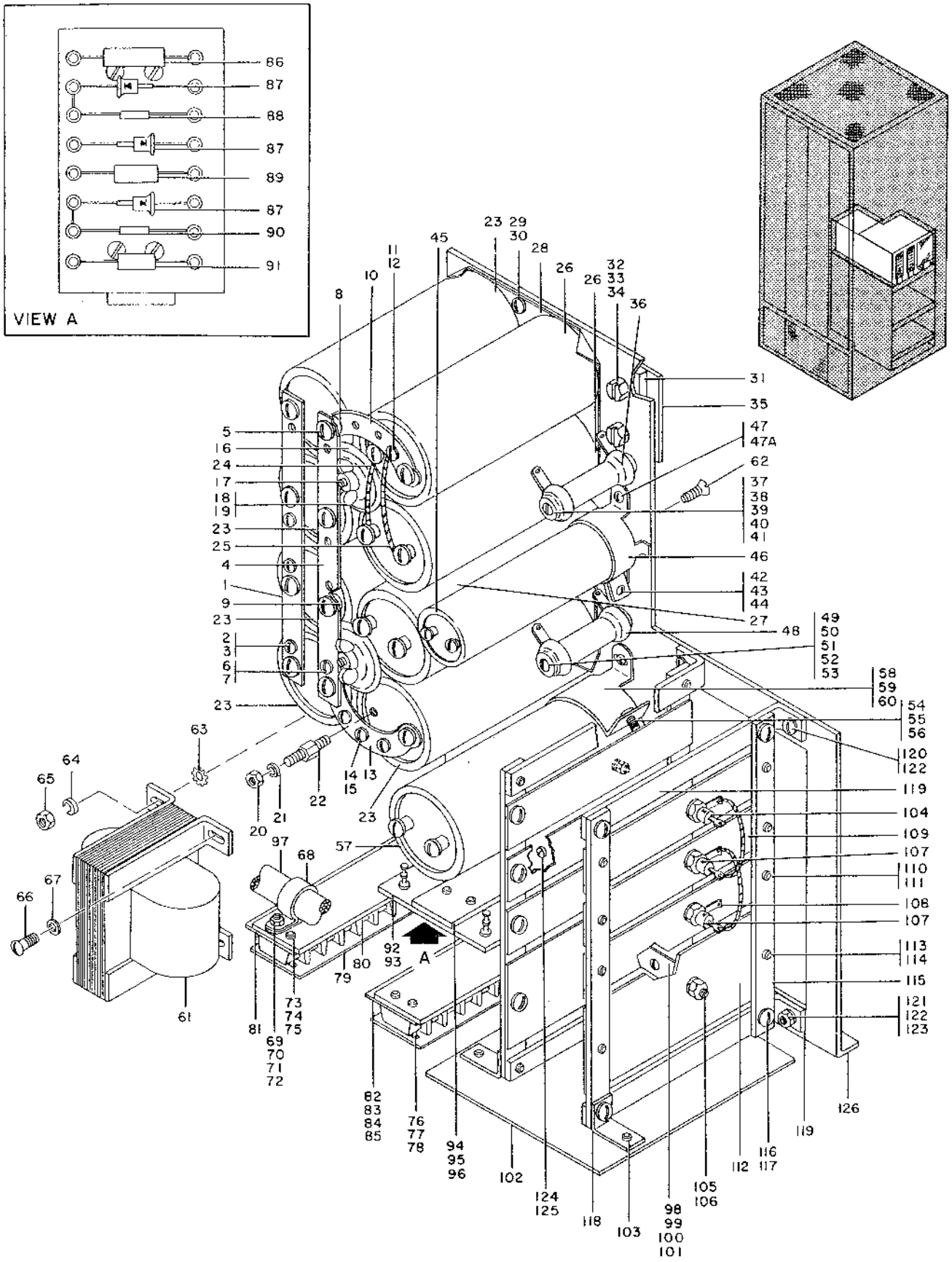


FIGURE 27. 7.5,48,62, AND 140 VOLT SUPPLY ASSEMBLY. SEE LIST 27.

LIST AND INDEX NO.	PART NO.	DESCRIPTION	UNITS PER ASSY	USABLE ON CODE
		7.5,48,62, AND 140 VOLT SUPPLY ASSEMBLY -CONT		
27 - 27	316135	• CAPACITOR,1500MFD,150VDCW	1	17
- 28	511097	• PLATE, MTG-CAPACITOR	2	17
- 29	236849	• SCREW, MACH, BIND HD-NO 10-32 X 1/4 LG	4	17
- 30	9092	• WASHER, LOCK-SPLIT NO. 10 X 0.337 OD	4	17
- 31	316139	• BRACKET, PANEL GUIDE	1	17
- 32	38688	• SCREW, MACH-HEX HD 1/4-20 X 3/4 LG	2	17
- 33	6935	• LOCKWASHER	2	17
- 34	36109	• NUT	2	17
- 35	316110	• BRACKET, PANEL GUIDE	1	17
- 36	221110	• RESISTOR, 200 OHM, P/M 5 PERCENT, 25W	1	17
- 37	304478	• SCREW, MACH-RH 8-32 X 2-1/2 LG	1	17
- 38	22478	• WASHER	1	17
- 39	1090873	• WASHER, LOCK-SPLIT NO. 8 X 0.055 OD	1	17
- 40	442958	• WASHER, MICA	2	17
- 41	331150	• WASHER	4	17
- 42	322065	• SCREW, MACH-BIND HD 6-32 X 5/8 LG	1	17
- 43	6364	• WASHER, LOCK-SPLIT NO. 6 X 1/4 OD	1	17
- 44	257187	• NUT, HEX DOUBLE CHAMFERED 6-36 X 5/16	1	17
- 45	316136	• CAPACITOR, 250MFD, 150VDCW	1	17
- 46	301768	• BRACKET, THERMISTOR MTG	1	17
- 47	10170	• SCREW, MACH-BIND HD 6-32 X 1/4 LG	2	17
- 47A	6364	• WASHER, LOCK-SPLIT NO. 6 X 1/4 OD	2	17
- 48	442960	• RESISTOR, 1500 OHM, P/M 5 PERCENT 25W	1	17
- 49	304478	• SCREW, MACH-RH 8-32 X 2-1/2 LG	1	17
- 50	22478	• WASHER	1	17
- 51	1090873	• WASHER, LOCK-SPLIT NO. 8 X 0.055 OD	1	17
- 52	442958	• WASHER, MICA	2	17
- 53	331150	• WASHER	4	17
- 54	19944	• SCREW, MACH-BIND HD 8-32 X 3/4 LG	1	17
- 55	1090873	• WASHER, LOCK-SPLIT NO. 8 X 0.055 OD	1	17
- 56	257189	• NUT, PLAIN, HEX- 8-32 X 11/32 FL W	1	17
- 57	316138	• CAPACITOR, 2000MFD, 50VDCW	1	17
- 58	442917	• CAPACITOR	1	17
- 59	10170	• SCREW, MACH-BIND HD 6-32 X 1/4 LG	3	17
- 60	6364	• WASHER, LOCK-SPLIT NO. 6 X 1/4 OD	3	17
- 61	316150	• CHOKE, FILTER	1	17
- 62	38454	• SCREW, MACH-FL CSK HD 8-32 X 7/16 LG	2	17
- 63	59201	• WASHER, LOCK-EXT TEETH NO. 8 X 0.381 OD	1	17
- 64	1090873	• WASHER, LOCK-SPLIT NO. 8 X 0.055 OD	4	17
- 65	257189	• NUT, PLAIN, HEX- 8-32 X 11/32 FL W	2	17
- 66	34512	• SCREW, MACH-BIND. HD 8-32 X 3/8 LG	2	17
- 67	22478	• WASHER	4	17
- 68	527921	• CLAMP, CABLE	1	17
- 69	372552	• SCREW, MACH-BIND HD NO. 6-32 X 7/8 LG	1	17
- 70	257286	• WASHER, FL- NO. 6 X 0.312 OD	1	17
- 71	6364	• WASHER, LOCK-SPLIT NO. 6 X 1/4 OD	1	17
- 72	257197	• NUT, HEX DOUBLE CHAMFERED 6-36 X 5/16	1	17
- 73	441042	• CLIP, SHIELD	1	17
- 74	222045	• SCREW, MACH-BIND HD 6-32 X 5/8 LG	1	17
- 75	6364	• WASHER, LOCK-SPLIT NO. 6 X 1/4 OD	1	17
- 76	441042	• CLIP, SHIELD	3	17
- 78	6364	• WASHER, LOCK-SPLIT NO. 6 X 1/4 OD	6	17
- 79	316163	• COVER, TERMINAL BLOCK	2	17
- 80	322767	• BLOCK, TERMINAL	2	17
- 81	529097	• STRIP, MARKER	1	17
- 82	316157	• STRIP, MARKER	1	17
- 83	608171	• TERMINAL BRACKET	2	17
- 84	34512	• SCREW, MACH-BIND. HD 8-32 X 3/8 LG	4	17
- 85	1090873	• WASHER, LOCK-SPLIT NO. 8 X 0.055 OD	4	17
- 86	2100878	• RESISTOR, FXD, WW- 1K P/M 5% 5W	1	17
- 87	257890	• DIODE	3	17
- 88	502483	• RESISTOR, 51 OHMS, P/M 5 PERCENT, 0.5W	1	17
- 89	317099	• RESISTOR, 22K OHMS, P/M 5 PERCENT, 2W	1	17
- 90	317011	• RESISTOR, FXD, COMP- 470 OHMS P/M 5% 1/2W	1	17
- 91	322888	• RESISTOR, FIXED 100 OHM P/M 5% 2 W	1	17
- 92	316117	• TERMINAL ASSY	1	17
- 93	38452	• SCREW, MACH-FL CSK HD 8-32 X 5/16 LG	4	17
- 94	316114	• BRACKET, RESISTOR MTG	1	17

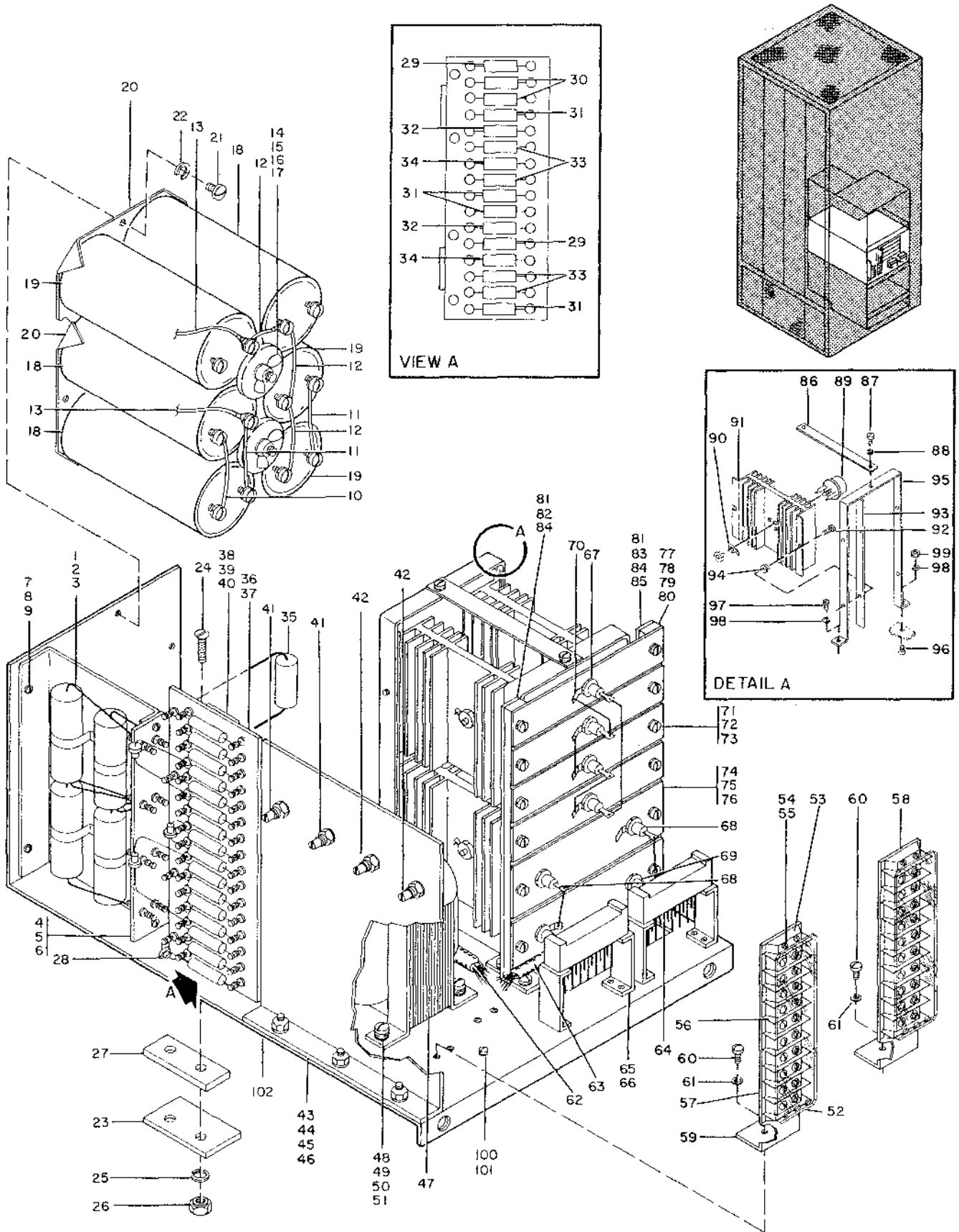


FIGURE 28. 6 AND 12 VOLT SUPPLY ASSEMBLY. SEE LIST 28.

LIST AND INDEX NO.	PART NO.	DESCRIPTION	UNITS	USABLE
			PER ASSY	ON CODE
		7.5,48,62, AND 140 VOLT SUPPLY ASSEMBLY -CONT		
27 - 95	32042	• SCREW, MACH-BIND HD. NO. 10-32 X 3/8 LG	ATT PT	2 17
- 96	9092	• WASHER, LOCK-SPLIT NO. 10 X 0.337 OD	ATT PT	2 17
- 97	316153	• CARLF ASSY		1 17
		SEE LIST 42 FOR COMPONENT PARTS		
- 98	316141	• BUS BAR		1 17
- 99	38574	• SCREW, MACH-RH 6-32 X 3/8 LG	ATT PT	3 17
-100	6364	• WASHER, LOCK-SPLIT NO. 6 X 1/4 OD	ATT PT	3 17
-101	257187	• NUT, HEX DOUBLE CHAMFERFD 6-36 X 5/16	ATT PT	3 17
-102	316143	• SHIELD		1 17
-103	55726	• SCREW, MACH-BIND HD NO. 6-32 X 3/16 LG	ATT PT	2 17
-104	595257	• RECTIFIER, SILICON		4 17
-105	207344	• RECTIFIER, SILICON		2 17
-106	65756	• WASHER, LOCK-INT TEETH 1/4 ID X 0.478 OD		2 17
-107	598479	• RECTIFIER, SILICON		2 17
-108	316996	• LUG		6 17
-109	316132	• HEAT SINK		6 17
-110	186759	• SCREW, MACH-BIND HD 8-32 X 1/32 LG	ATT PT	12 17
-111	1090873	• WASHER, LOCK-SPLIT NO. 8 X 0.055 OD	ATT PT	12 17
-112	316133	• HEAT SINK		2 17
-113	186759	• SCREW, MACH-BIND HD 8-32 X 1/32 LG	ATT PT	4 17
-114	1090873	• WASHER, LOCK-SPLIT NO. 8 X 0.055 OD	ATT PT	4 17
-115	316134	• INSULATOR, HEAT SINK		4 17
-116	34512	• SCREW, MACH-BIND. HD 8-32 X 3/8 LG	ATT PT	8 17
-117	1090873	• WASHER, LOCK-SPLIT NO. 8 X 0.055 OD	ATT PT	8 17
-118	535497	• BRACKET		2 17
-119	316115	• BRACKET, DIODE MTG		4 17
-120	32042	• SCREW, MACH-BIND HD. NO. 10-32 X 3/8 LG	ATT PT	2 17
-121	25891	• SCREW, MACH-FL CSK HD 10-32 X 1/2 LG	ATT PT	2 17
-122	9092	• WASHER, LOCK-SPLIT NO. 10 X 0.337 OD	ATT PT	4 17
-123	11598	• NUT, PLAIN, HEX- 10-32 X 3/8 FL W	ATT PT	2 17
-124	221790	• SCREW, MACH-BIND HD NO. 8-32 X 3/16 LG		1 17
-125	55901	• WASHER, LOCK-EXT TEETH NO. 8 X 0.381 OD		1 17
-126	316124	• PANFL, SUPPLY MTG		1 17
		6 AND 12 VOLT SUPPLY ASSEMBLY		
28 -	316105	6 AND 12 VOLT SUPPLY ASSY		REF 17
		SEE LIST 26-47 FOR NEXT HIGHER ASSY AND FIG. 28 FOR ILLUSTRATION		
- 1	316173	• CAPACITOR, 300MFD, 15VDCW		4 17
- 2	81693	• SCREW, MACH-BIND HD NO 6-32 X 3/8 LG	ATT PT	2 17
- 3	62031	• WASHER, LOCK-INT TEETH NO. 6 X 0.295 OD	ATT PT	2 17
- 4	316182	• PANFL ASSY, TERMINAL		1 17
- 5	34512	• SCREW, MACH-BIND. HD 8-32 X 3/8 LG	ATT PT	2 17
- 6	55901	• WASHER, LOCK-EXT TEETH NO. 8 X 0.381 OD	ATT PT	2 17
- 7	316180	• BRACKET, CAPACITOR MTG		1 17
- 8	28413	• SCREW, MACH BINDING HD 10-32 X 5/16 LG	ATT PT	2 17
- 9	56121	• WASHER, LOCK-INT TEETH NO. 10 X 0.381 OD	ATT PT	2 17
- 10	316119	• JUMPER ASSY		1 17
		SEE LIST 42 FOR COMPONENT PARTS		
- 11	2109246	• JUMPER ASSY		2 17
		SEE LIST 42 FOR COMPONENT PARTS		
- 12	2109245	• JUMPER ASSY		3 17
		SEE LIST 42 FOR COMPONENT PARTS		
- 13	316667	• JUMPER ASSY		2 17
		SEE LIST 42 FOR COMPONENT PARTS		
- 14	323543	• CLAMP-CAP MTG		2 17
- 15	511096	• BOLT, KEY HD- 1/4-20 X 5 LG	ATT PT	2 17
- 16	6935	• LOCKWASHER	ATT PT	2 17
- 17	312469	• NUT, PLAIN, WING- 1/4-20	ATT PT	2 17
- 18	316139	• CAPACITOR, 12500MFD, 16VDCW		3 17
- 19	316137	• CAPACITOR, 15500MFD, 10VDCW		3 17
- 20	511099	• BASE		2 17
- 21	236849	• SCREW, MACH, BIND HD-NO 10-32 X 1/4 LG	ATT PT	4 17

LIST AND INDEX NO.	PART NO.	DESCRIPTION				UNITS PER ASSY	USABLE ON CODE
		1	2	3	4		
6 AND 12 VOLT SUPPLY ASSEMBLY -CONT							
28 - 22	9092	•	WASHER, LOCK-SPLIT NO. 10 X 0.337 OD	ATT PT	4	17	
- 23	316110	•	BRACKET, PANEL GUIDE		1	17	
- 24	25895	•	SCREW	ATT PT	2	17	
- 25	6935	•	LOCKWASHER	ATT PT	2	17	
- 26	36109	•	NUT	ATT PT	2	17	
- 27	316109	•	BRACKET, PANEL GUIDE	ATT PT	1	17	
- 28	257800	•	DIODE		4	17	
- 29	132779	•	RESISTOR, 75 OHMS, P/M 5 PERCENT, 1W		2	17	
- 30	317079	•	RESISTOR, 150 OHM, 2W		2	17	
- 31	316142	•	RESISTOR, 10 OHMS, P/M 1 PERCENT, 5W		4	17	
- 32	316140	•	RESISTOR, 470 OHMS, P/M 1 PERCENT, 5W		2	17	
- 33	316144	•	RESISTOR, 50 OHMS, P/M 1 PERCENT, 5W		4	17	
- 34	316145	•	RESISTOR, 530 OHMS, P/M 1 PERCENT, 5W		2	17	
- 35	316668	•	CAPACITOR, 300MFD, 15VDCW		2	17	
- 36	316120	•	PANEL ASSY, TERMINAL		1	17	
- 37	38452	•	SCREW, MACH-FL CSK HD 8-32 X 5/16 LG	ATT PT	4	17	
- 38	316122	•	BRACKET, PANEL MTG		1	17	
- 39	28413	•	SCREW, MACH BINDING HD 10-32 X 5/16 LG	ATT PT	2	17	
- 40	9092	•	WASHER, LOCK-SPLIT NO. 10 X 0.337 OD	ATT PT	2	17	
- 41	316147	•	POTENTIOMETER, 50 OHMS, 5 PERCENT, 2W		2	17	
- 42	316146	•	POTENTIOMETER, 5 OHMS, 5 PERCENT, 2W		2	17	
- 43	316116	•	PANEL, POT MTG		1	17	
- 44	49814	•	SCREW	ATT PT	3	17	
- 45	9092	•	WASHER, LOCK-SPLIT NO. 10 X 0.337 OD	ATT PT	3	17	
- 46	221	•	NUT, PLAIN, HEX- 10-32 X 5/16 ACROSS FL	ATT PT	3	17	
- 47	316149	•	TRANSFORMER, ISOLATION		1	17	
- 48	32042	•	• • SCREW, MACH-BIND HD. NO. 10-32 X 3/8 LG	ATT PT	4	17	
- 49	45690	•	• • • WASHER, FL-NO. 10 X 7/16 OD X 1/32 THK	ATT PT	4	17	
- 50	9092	•	• • • WASHER, LOCK-SPLIT NO. 10 X 0.337 OD	ATT PT	4	17	
- 51	56079	•	• • • WASHER, LOCK-EXT TEETH NO. 10 X 0.410 OD	ATT PT	1	17	
- 52	316163	•	COVER, TERMINAL BLOCK		2	17	
- 53	441042	•	CLIP, SHIELD		4	17	
- 54	322065	•	SCREW, MACH-BIND HD 6-32 X 5/8 LG	ATT PT	8	17	
- 55	6364	•	WASHER, LOCK-SPLIT NO. 6 X 1/4 OD	ATT PT	8	17	
- 56	322767	•	BLOCK, TERMINAL		2	17	
- 57	529087	•	STRIP, MARKER		1	17	
- 58	316157	•	STRIP, MARKER		1	17	
- 59	608171	•	TERMINAL BRACKET		2	17	
- 60	186759	•	SCREW, MACH-BIND HD 8-32 X 1/32 LG	ATT PT	4	17	
- 61	1090873	•	WASHER, LOCK-SPLIT NO. 8 X 0.055 OD	ATT PT	4	17	
- 62	316151	•	CABLE ASSY		1	17	
- 63	316152	•	SEE LIST 42 FOR COMPONENT PARTS CABLE ASSY		1	17	
- 64	216076	•	BLOCK AND CONTACT ASSY, TERMINAL		2	17	
- 65	597447	•	BRACKET, CARD SOCKET		4	17	
- 66	38443	•	SCREW, MACH-FL CSK HD NO. 6-32 X 5/16 LG	ATT PT	8	17	
- 67	598353	•	RECTIFIER, SILICON		4	17	
- 68	598480	•	RECTIFIER, SILICON		2	17	
- 69	598479	•	RECTIFIER, SILICON		2	17	
- 70	316996	•	LUG		6	17	
- 71	316130	•	HEAT SINK		4	17	
- 72	58207	•	SCREW	ATT PT	8	17	
- 73	1090873	•	WASHER, LOCK-SPLIT NO. 8 X 0.055 OD	ATT PT	8	17	
- 74	316129	•	HEAT SINK		2	17	
- 75	58207	•	SCREW	ATT PT	4	17	
- 76	1090873	•	WASHER, LOCK-SPLIT NO. 8 X 0.055 OD	ATT PT	4	17	
- 77	316131	•	INSULATOR, HEAT SINK		2	17	
- 78	186759	•	SCREW, MACH-BIND HD 8-32 X 1/32 LG	ATT PT	4	17	
- 79	1090873	•	WASHER, LOCK-SPLIT NO. 8 X 0.055 OD	ATT PT	4	17	
- 80	22478	•	WASHER	ATT PT	4	17	
- 81	316127	•	BRACKET, HEAT SINK		2	17	
- 82	28413	•	SCREW, MACH BINDING HD 10-32 X 5/16 LG	ATT PT	1	17	
- 83	49814	•	SCREW	ATT PT	1	17	
- 84	9092	•	WASHER, LOCK-SPLIT NO. 10 X 0.337 OD	ATT PT	2	17	
- 85	221	•	NUT, PLAIN, HEX- 10-32 X 5/16 ACROSS FL	ATT PT	1	17	
- 86	316669	•	BRACE, HEAT SINK		1	17	
- 87	58207	•	SCREW	ATT PT	2	17	

LIST AND INDEX NO.	PART NO.	DESCRIPTION	UNITS PER ASSY	USABLE ON CODE
		6 AND 12 VOLT SUPPLY ASSEMBLY -CONT		
28 - 88	9092	• WASHER, LOCK-SPLIT NO. 10 X 0.337 OD	ATT PT	2 17
- 89	209001	• TRANSISTOR, TYPE 049		4 17
- 90	316996	• LUG		4 17
- 91	316125	• HEAT SINK		4 17
- 92	38368	• SCREW, MACH-FIL H 8-32 X 7/16 LG	ATT PT	8 17
- 93	316126	• INSULATOR, HEAT SINK		4 17
- 94	1073412	• BUSHING		8 17
- 95	316117	• BRACKET, HEAT SINK MTG		2 17
- 96	49814	• SCREW	ATT PT	2 17
- 97	28413	• SCREW, MACH BINDING HD 10-32 X 5/16 LG	ATT PT	2 17
- 98	9092	• WASHER, LOCK-SPLIT NO. 10 X 0.337 OD	ATT PT	4 17
- 99	221	• NUT, PLAIN, HEX- 10-32 X 5/16 ACROSS FL	ATT PT	2 17
-100	221790	• SCREW, MACH-BIND HD NO. 8-32 X 3/16 LG		1 17
-101	55901	• WASHER, LOCK-EXT TEETH NO. 8 X 0.381 OD		1 17
-102	316123	• PANEL, SUPPLY MTG		1 17
		FERRO REGULATOR SUPPLY ASSEMBLY		
29 -	316104	FERRO REGULATOR SUPPLY ASSY SFE LIST 26-64 FOR NEXT HIGHER ASSY AND FIG. 29 FOR ILLUSTRATION	REF	17
- 1	316109	• BRACKET, PANEL GUIDE		1 17
- 2	38688	• SCREW, MACH-HEX HD 1/4-20 X 3/4 LG	ATT PT	2 17
- 3	6935	• LOCKWASHER	ATT PT	2 17
- 4	36109	• NUT	ATT PT	2 17
- 5	316110	• BRACKET, PANEL GUIDE		1 17
- 6	526378	• INSULATOR, CAPACITOR		2 17
- 7	517197	• BRACKET, CAPACITOR, MTG		2 17
- 8	2032	• SCREW, MACH-FIL H 8-32 X 7/8 LG	ATT PT	2 17
- 9	1090873	• WASHER, LOCK-SPLIT NO. 8 X 0.055 OD	ATT PT	2 17
- 10	327903	• CAPACITOR, 35MFD, P/M 6 PERCENT, 330VACW		1 17
- 11	441735	• SHIELD, TERMINAL BLOCK		1 17
- 12	316148	• REGULATOR ASSY, FERRORESONANT		1 17
- 13	25895	• SCREW	ATT PT	4 17
- 14	3550	• WASHER, FL 0.265 ID X 9/16 OD	ATT PT	4 17
- 15	6935	• LOCKWASHER	ATT PT	4 17
- 16	76574	• LOCKWASHER	ATT PT	1 17
- 17	36109	• NUT	ATT PT	4 17
- 18	221790	• SCREW, MACH-BIND HD NO. 8-32 X 3/16 LG		1 17
- 19	55901	• WASHER, LOCK-EXT TEETH NO. 8 X 0.381 OD		1 17
- 20	316108	• PANEL, FERRO SECTION MTG		1 17
		POWER SUPPLY FRAME ASSEMBLY		
30 -	501575	POWER SUPPLY FRAME ASSY SFE LIST 8-190 FOR NEXT HIGHER ASSY AND FIG. 30 FOR ILLUSTRATION	REF	2
- 1	501541	• COVER, TERMINAL BLOCK		1 2
- 2	438588	• SCREW, MACH BINDING HD	ATT PT	4 2
- 3	60646	• WASHER, LOCK	ATT PT	4 2
- 4	801320	• SPACER, FUSEHOLDER		4 2
- 5	320451	• STRIP, BARRIER TERMINAL		1 2
- 6	186758	• SCREW, MACH-BIND HD 8-32 X 7/16 LG	ATT PT	4 2
- 7	60646	• WASHER, LOCK	ATT PT	4 2
- 8	322273	• STRIP, MARKER		1 2
- 9	317145	• BLOCK, BARRIER TERMINAL		1 2
- 10	35739	• SCREW, MACH-BIND HD NO. 6-32 X 15/16 LG	ATT PT	4 2
- 11	62031	• WASHER, LOCK-INT TEETH NO. 6 X 0.295 OD	ATT PT	4 2
- 12	360339	• MARKER, TERMINAL		1 2
- 13	123075	• GROMMET, RUBBER		1 2

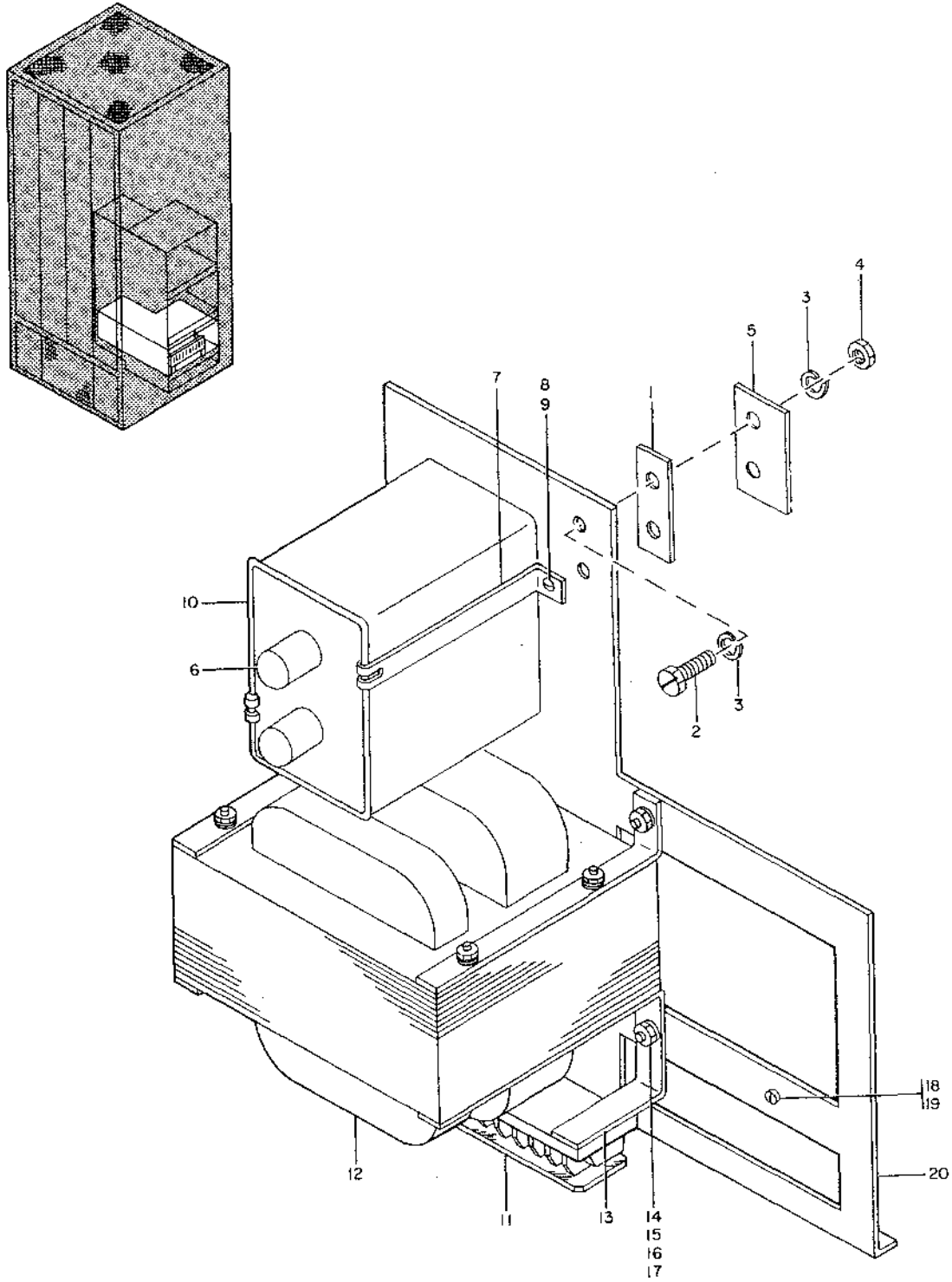


FIGURE 29. FERRO REGULATOR SUPPLY ASSEMBLY, SEE LIST 29.

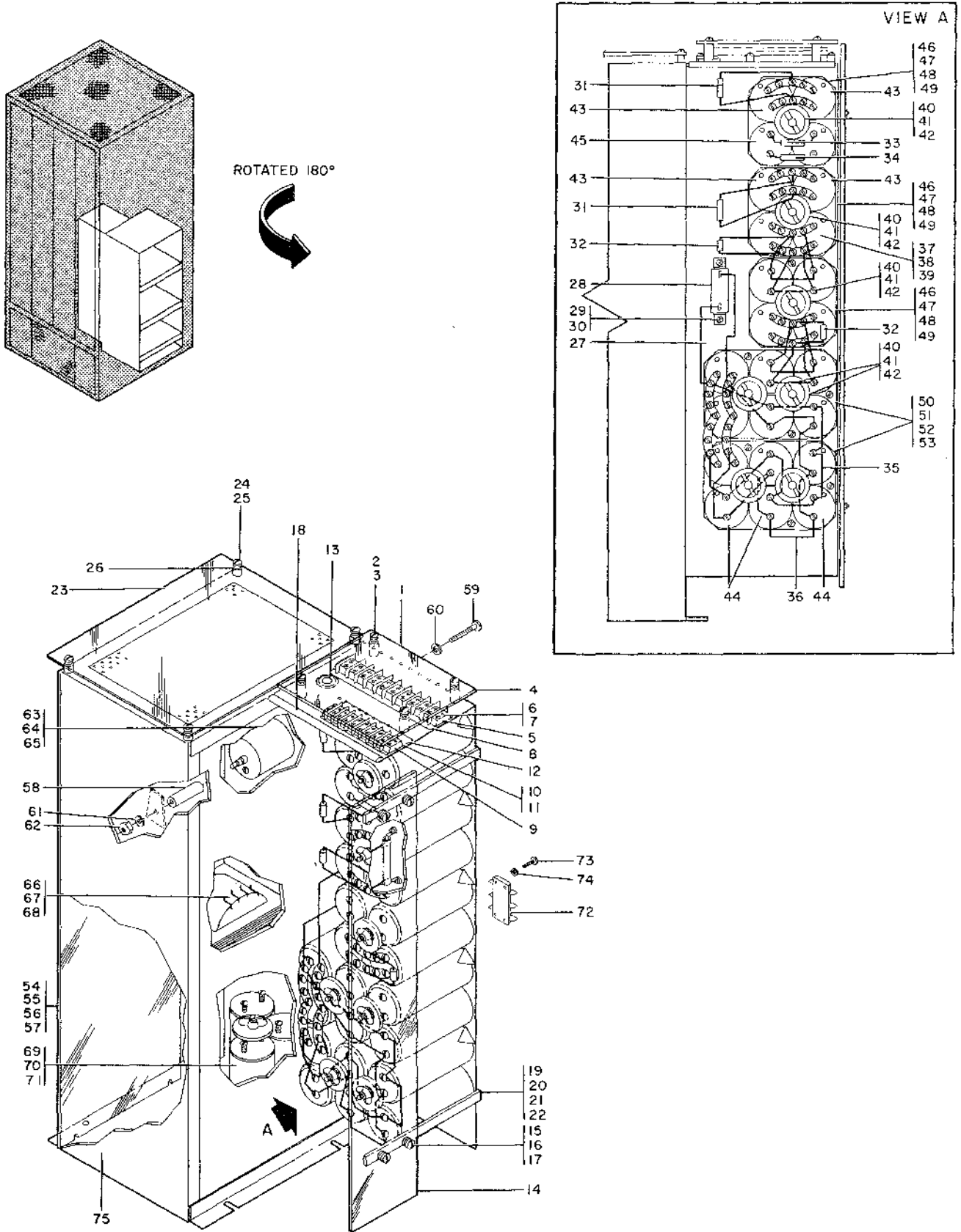


FIGURE 30. POWER SUPPLY FRAME ASSEMBLY. SEE LIST 30.



LIST AND INDEX NO.	PART NO.	DESCRIPTION	UNITS PER ASSY				USABLE ON CODE
			1	2	3	4	
POWER SUPPLY FRAME ASSEMBLY -CONT							
30 - 14	535115	• COVER,CAPACITOR BANK				1	2
- 15	186759	• SCREW,MACH-BIND HD 8-32 X 1/32 LG			ATT PT	4	2
- 16	22478	• WASHER			ATT PT	4	2
- 17	60646	• WASHER, LOCK			ATT PT	4	2
- 18	237380	• CHANNEL,RUBBER				1	2
- 19	535116	• BRACKET,COVER MTG				2	2
- 20	186759	• SCREW,MACH-BIND HD 8-32 X 1/32 LG			ATT PT	4	2
- 21	22478	• WASHER			ATT PT	4	2
- 22	60646	• WASHER, LOCK			ATT PT	4	2
- 23	501569	• COVER,DUST				1	2
- 24	25627	• SCREW,MACH-BIND HD 8-32 X 1/2 LG			ATT PT	4	2
- 25	60646	• WASHER, LOCK			ATT PT	4	2
- 26	501570	• SPACER,COVER MTG				4	2
- 27	512592	• JUMPER ASSY				2	2
- 28	501550	• RESISTOR,FIXED 5 OHM 25W				1	2
- 29	55726	• SCREW, MACH-BIND HD NO. 6-32 X 3/16 LG			ATT PT	2	2
- 30	62031	• WASHER,LOCK-INT TEETH NO. 6 X 0.295 OD			ATT PT	2	2
- 31	501567	• RESISTOR ASSY,390 OHMS,2W				2	2
- 32	501566	• RESISTOR ASSY,200 OHMS,2W				2	2
- 33	501572	• RESISTOR ASSY,100 OHMS,10W				1	2
- 34	501565	• RESISTOR ASSY,50 OHMS,10W				1	2
- 35	319706	• JUMPER ASSY				14	2
- 36	227349	• JUMPER ASSY				14	2
- 37	521849	• BAR,BUS				12	2
- 38	1413	• SCREW,MACH-RH 8-32 X 1/4 LG			ATT PT	36	2
- 39	60646	• WASHER, LOCK			ATT PT	36	2
- 40	323543	• CLAMP-CAP MTG				3	2
- 41	511096	• BOLT,KEY HD- 1/4-20 X 5 LG			ATT PT	3	2
- 42	312469	• NUT,PLAIN,WING- 1/4-20			ATT PT	3	2
- 43	501544	• CAPACITOR, 1000 MFD				4	2
- 44	501545	• CAPACITOR,13500 MFD,15VDCW				18	2
- 45	515386	• CAPACITOR,FXD,ELECT- 1250UF P100M10%180V				2	2
- 46	511097	• PLATE, MTG-CAPACITOR				3	2
- 47	236849	• SCREW, MACH, BIND HD-NO 10-32 X 1/4 LG			ATT PT	6	2
- 48	6935	• LOCKWASHER			ATT PT	3	2
- 49	56121	• WASHER,LOCK-INT TEETH NO. 10 X 0.381 OD			ATT PT	6	2
- 50	511099	• BASE				4	2
- 51	236849	• SCREW, MACH, BIND HD-NO 10-32 X 1/4 LG			ATT PT	8	2
- 52	6935	• LOCKWASHER			ATT PT	4	2
- 53	56121	• WASHER,LOCK-INT TEETH NO. 10 X 0.381 OD			ATT PT	8	2
- 54	535114	• COVER,POWER SUPPLY				1	2
- 55	186759	• SCREW,MACH-BIND HD 8-32 X 1/32 LG			ATT PT	4	2
- 56	22478	• WASHER			ATT PT	4	2
- 57	60646	• WASHER, LOCK			ATT PT	4	2
- 58	332955	• COLLAR-DR SHAFT 0.251 ID X 0.562 OD				1	2
- 59	438602	• SCREW,MACH,BIND HD,NO. 10-32 X 1-1/2 LG			ATT PT	1	2
- 60	45690	• WASHER,FL-NO. 10 X 7/16 OD X 1/32 THK			ATT PT	1	2
- 61	9092	• WASHER,LOCK-SPLIT NO. 10 X 0.337 OD			ATT PT	1	2
- 62	11598	• NUT,PLAIN,HEX- 10-32 X 3/8 FL W			ATT PT	1	2
- 63	529075	• PLUS OR MINUS 6.12 VOLT SUPPLY ASSY SEE LIST 31 FOR DETAIL BREAKDOWN				1	2
- 64	2300	• SCREW				1	2
- 65	60646	• WASHER, LOCK				1	2
- 66	529077	• PLUS 140,MINUS 7.5 VOLT SUPPLY ASSY SEE LIST 32 FOR DETAIL BREAKDOWN				1	2
- 67	2300	• SCREW			ATT PT	1	2
- 68	60646	• WASHER, LOCK			ATT PT	1	2
- 69	529079	• PLUS 62,MINUS 48 VOLT SUPPLY ASSY SEE LIST 33 FOR DETAIL BREAKDOWN				1	2
- 70	2300	• SCREW			ATT PT	1	2
- 71	60646	• WASHER, LOCK			ATT PT	1	2
- 72	81766	• BLOCK				1	2
- 73	332620	• SCREW, MACH-BIND HD NO. 10-32 X 1/2 LG			ATT PT	4	2
- 74	56121	• WASHER,LOCK-INT TEETH NO. 10 X 0.381 OD			ATT PT	4	2
- 75	501560	• FRAME,POWER SUPPLY				1	2

LIST AND INDEX NO.	PART NO.	DESCRIPTION				UNITS PER ASSY	USABLE ON CODE
		1	2	3	4		
		PLUS OR MINUS 6.12 VOLT SUPPLY ASSEMBLY					
31 -	529075	PLUS OR MINUS 6.12 VOLT SUPPLY ASSY SEE LIST 30-63 FOR NEXT HIGHER ASSY AND FIG. 31 FOR ILLUSTRATION				REF	2
- 1	440752	• SHIELD, TERMINAL BLOCK				1	2
- 2	441042	• CLIP, SHIELD				2	2
- 3	35739	• SCREW, MACH-BIND HD NO. 6-32 X 15/16 LG				4	2
- 4	62031	• WASHER, LOCK-INT TEETH NO. 6 X 0.295 OD				4	2
- 5	322767	• BLOCK, TERMINAL				1	2
- 6	529087	• STRIP, MARKER				1	2
- 7	501559	• BRACKET, TERMINAL BLOCK MTG				1	2
- 8	10170	• SCREW, MACH-BIND HD 6-32 X 1/4 LG				2	2
- 9	62031	• WASHER, LOCK-INT TEETH NO. 6 X 0.295 OD				2	2
- 10	529086	• POWERSTAT				4	2
- 11	501554	• TRANSFORMER				1	2
- 12	58207	• SCREW				4	2
- 13	60646	• WASHER, LOCK				4	2
- 14	22478	• WASHER				4	2
- 15	501553	• CHOKE, FILTER				2	2
- 16	58207	• SCREW				8	2
- 17	60646	• WASHER, LOCK				8	2
- 18	22478	• WASHER				8	2
- 19	501562	• PLATE, POWERSTAT				1	2
- 20	34512	• SCREW, MACH-BIND. HD 8-32 X 3/8 LG				4	2
- 21	60646	• WASHER, LOCK				4	2
- 22	22478	• WASHER				4	2
- 23	257189	• NUT, PLAIN, HEX- 8-32 X 11/32 FL W				4	2
- 24	472567	• RECTIFIER, GERMANIUM				1	2
- 25	322065	• SCREW, MACH-BIND HD 6-32 X 5/8 LG				1	2
- 26	10170	• SCREW, MACH-BIND HD 6-32 X 1/4 LG				1	2
- 27	6364	• WASHER, LOCK-SPLIT NO. 6 X 1/4 OD				1	2
- 28	62031	• WASHER, LOCK-INT TEETH NO. 6 X 0.295 OD				1	2
- 29	257187	• NUT, HEX DOUBLE CHAMFERED 6-36 X 5/16				1	2
- 30	472567	• RECTIFIER, GERMANIUM				3	2
- 31	10170	• SCREW, MACH-BIND HD 6-32 X 1/4 LG				6	2
- 32	62031	• WASHER, LOCK-INT TEETH NO. 6 X 0.295 OD				6	2
- 33	227379	• GROMMET, RUBBER				1	2
- 34	501552	• TRANSFORMER				1	2
- 35	32042	• SCREW, MACH-BIND HD. NO. 10-32 X 3/8 LG				4	2
- 36	56171	• WASHER, LOCK-INT TEETH NO. 10 X 0.381 OD				4	2
- 37	45690	• WASHER, FL-NO. 10 X 7/16 OD X 1/32 THK				4	2
- 38	501556	• STABILIZER, VOLTAGE				1	2
- 39	529082	• STUD, THREADED				4	2
- 40	60646	• WASHER, LOCK				4	2
- 41	257189	• NUT, PLAIN, HEX- 8-32 X 11/32 FL W				4	2
- 42	501561	• SPACER, RECTIFIER BRKT MTG				4	2
- 43	535028	• BRACKET, SUPPORT				1	2
- 44	501563	• BRACKET, RECTIFIER MTG				1	2
- 45	501555	• CHOKE, FILTER				2	2
- 46	58207	• SCREW				8	2
- 47	60646	• WASHER, LOCK				8	2
- 48	22478	• WASHER				8	2
- 49	501564	• PLATE, POWER SUPPLY MTG				1	2
		PLUS 140, MINUS 7.5 VOLT SUPPLY ASSEMBLY					
32 -	529077	PLUS 140, MINUS 7.5 VOLT SUPPLY ASSY SEE LIST 30-66 FOR NEXT HIGHER ASSY AND FIG. 32 FOR ILLUSTRATION				REF	2
- 1	441044	• SHIELD, TERMINAL BLOCK				1	2
- 2	441043	• CLIP, TERMINAL BLOCK				2	2
- 3	25627	• SCREW, MACH-BIND HD 8-32 X 1/2 LG				4	2
- 4	60646	• WASHER, LOCK				4	2
- 5	80880	• STRIP, BARRIER TERMINAL				1	2
- 6	529084	• STRIP, MARKER				1	2

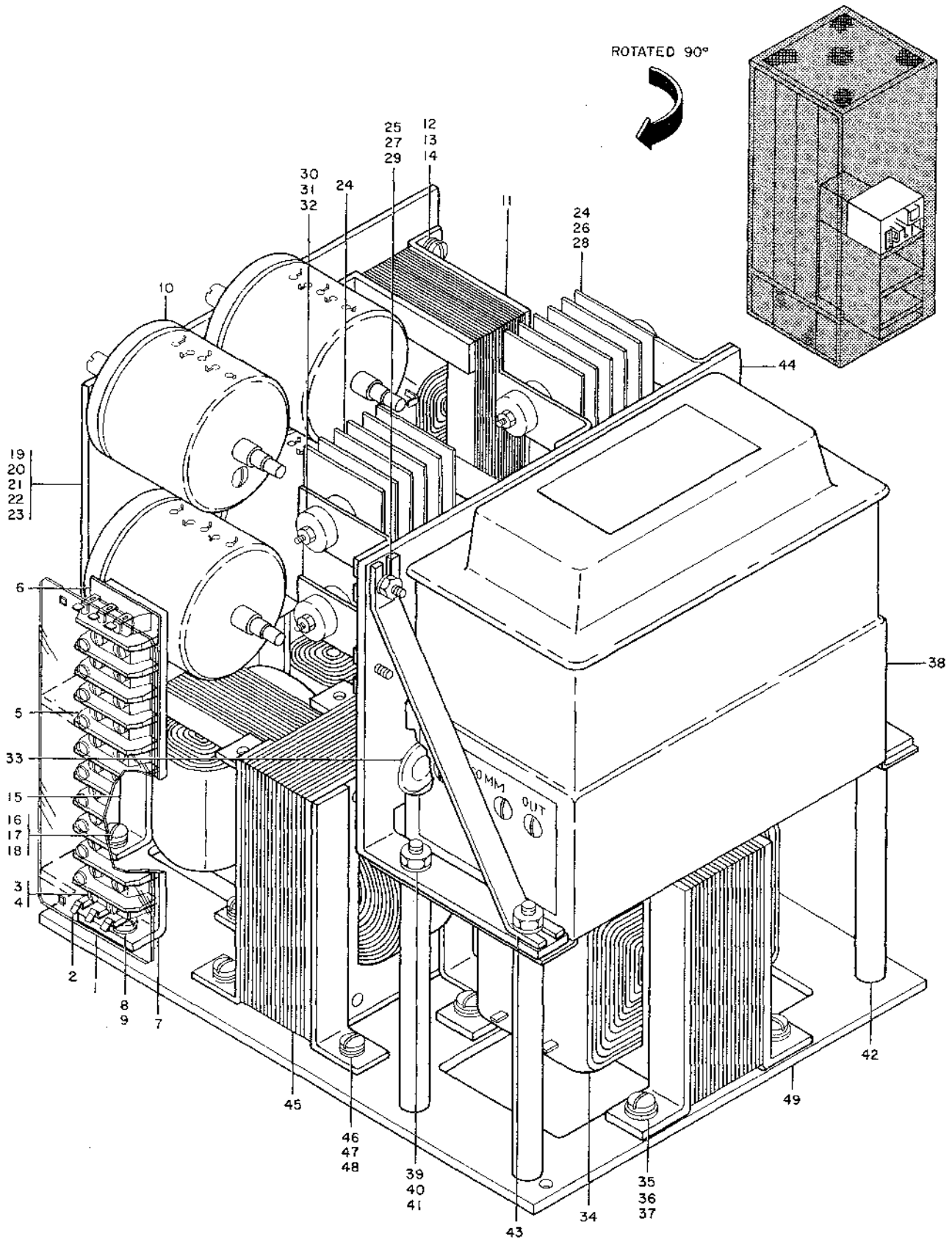


FIGURE 31. PLUS OR MINUS 6.12 VOLT SUPPLY ASSEMBLY. SEE LIST 31.

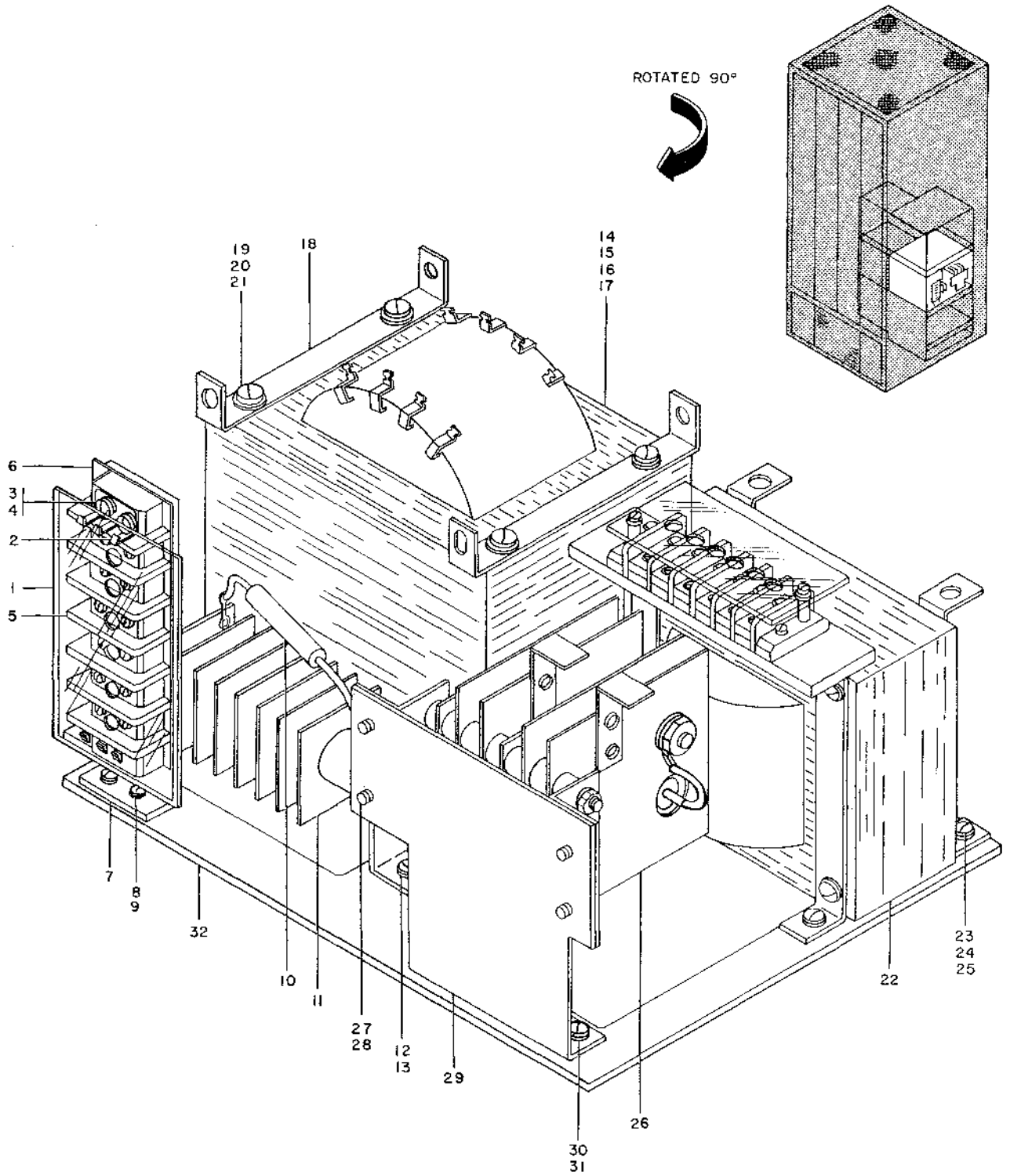


FIGURE 32. PLUS 140 MINUS 7.5 VOLT SUPPLY ASSEMBLY. SEE LIST 32.

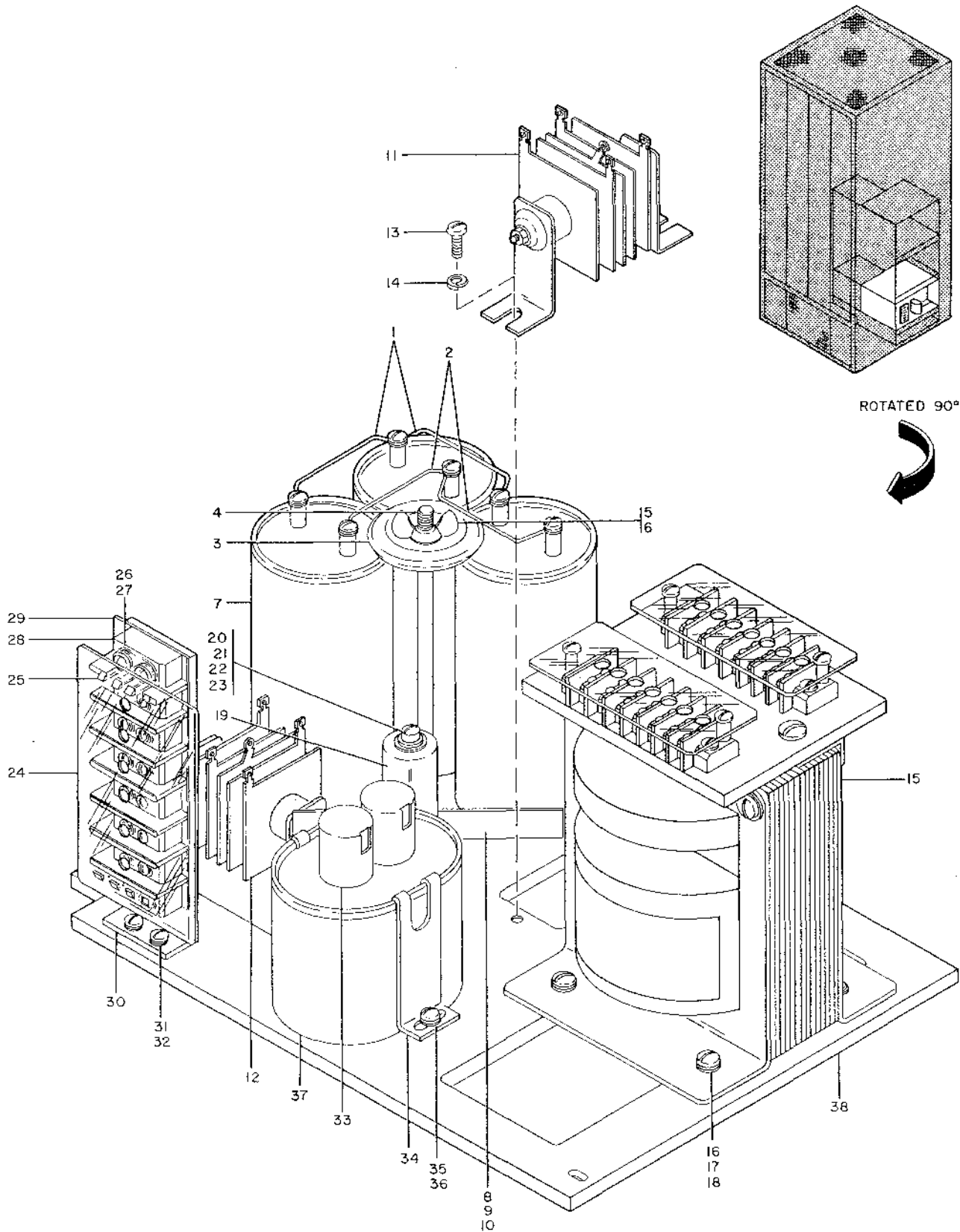


FIGURE 33. PLUS 62, MINUS 48 VOLT SUPPLY ASSEMBLY. SEE LIST 33.

LIST AND INDEX NO.	PART NO.	DESCRIPTION	UNITS		USABLE ON CODE
			PER ASSY	1 2 3 4	
PLUS 140, MINUS 7.5 VOLT SUPPLY ASSEMBLY -CONT					
32 - 7	501557	• BRACKET, TERMINAL BLOCK MTG		1	2
- 8	10170	• SCREW, MACH-BIND HD 6-32 X 1/4 LG	ATT PT	2	2
- 9	62031	• WASHER, LOCK-INT TEETH NO. 6 X 0.295 OD	ATT PT	2	2
- 10	504369	• RESISTOR, 2500 OHMS, P/M 2 PERCENT, 10W		1	2
- 11	472563	• RECTIFIER, GERMANIUM		1	2
- 12	10170	• SCREW, MACH-BIND HD 6-32 X 1/4 LG	ATT PT	2	2
- 13	62031	• WASHER, LOCK-INT TEETH NO. 6 X 0.295 OD	ATT PT	2	2
- 14	501549	• TRANSFORMER		1	2
- 15	28413	• SCREW, MACH BINDING HD 10-32 X 5/16 LG	ATT PT	4	2
- 16	56121	• WASHER, LOCK-INT TEETH NO. 10 X 0.381 OD	ATT PT	4	2
- 17	45690	• WASHER, FL-NO. 10 X 7/16 OD X 1/32 THK	ATT PT	4	2
- 18	530010	• BRACKET, TRANSFORMER		2	2
- 19	28413	• SCREW, MACH BINDING HD 10-32 X 5/16 LG	ATT PT	4	2
- 20	56121	• WASHER, LOCK-INT TEETH NO. 10 X 0.381 OD	ATT PT	4	2
- 21	45690	• WASHER, FL-NO. 10 X 7/16 OD X 1/32 THK	ATT PT	4	2
- 22	530004	• TRANSFORMER, 102 VAC AT 2A		1	2
- 23	186759	• SCREW, MACH-BIND HD 8-32 X 1/32 LG	ATT PT	4	2
- 24	60646	• WASHER, LOCK	ATT PT	4	2
- 25	22478	• WASHER	ATT PT	4	2
- 26	501548	• RECTIFIER, SILICON		1	2
- 27	236849	• SCREW, MACH, BIND HD-NO 10-32 X 1/4 LG	ATT PT	4	2
- 28	56079	• WASHER, LOCK-EXT TEETH NO. 10 X 0.410 OD	ATT PT	4	2
- 29	501558	• BRACKET, RECTIFIER MTG		1	2
- 30	236849	• SCREW, MACH, BIND HD-NO 10-32 X 1/4 LG	ATT PT	2	2
- 31	56121	• WASHER, LOCK-INT TEETH NO. 10 X 0.381 OD	ATT PT	2	2
- 32	529081	• PLATE, SUPPLY MTG		1	2
PLUS 62, MINUS 48 VOLT SUPPLY ASSEMBLY					
33 -	529079	PLUS 62, MINUS 48 VOLT SUPPLY ASSY SEE LIST 30-69 FOR NEXT HIGHER ASSY AND FIG. 33 FOR ILLUSTRATION		REF	2
- 1	512347	• JUMPER ASSY SEE LIST 42 FOR COMPONENT PARTS		2	2
- 2	512346	• JUMPER ASSY SEE LIST 42 FOR COMPONENT PARTS		2	2
- 3	323543	• CLAMP-CAP MTG		1	2
- 4	511096	• BOLT, KEY HD- 1/4-20 X 5 LG	ATT PT	1	2
- 5	6935	• LOCKWASHER	ATT PT	1	2
- 6	312469	• NUT, PLAIN, WING- 1/4-20	ATT PT	1	2
- 7	501546	• CAPACITOR, FIXED-3500 MFD, P100 M10		3	2
- 8	529088	• BASE, CAPACITOR MOUNTING 3 POSITION		1	2
- 9	221790	• SCREW, MACH-BIND HD NO. 8-32 X 3/16 LG	ATT PT	2	2
- 10	60646	• WASHER, LOCK	ATT PT	2	2
- 11	501542	• RECTIFIER, GERMANIUM		1	2
- 12	340752	• RECTIFIER, GERMANIUM		1	2
- 13	10170	• SCREW, MACH-BIND HD 6-32 X 1/4 LG	ATT PT	4	2
- 14	62031	• WASHER, LOCK-INT TEETH NO. 6 X 0.295 OD	ATT PT	4	2
- 15	529085	• TRANSFORMER, CONSTANT VOLTAGE		1	2
- 16	32042	• SCREW, MACH-BIND HD. NO. 10-32 X 3/16 LG	ATT PT	4	2
- 17	56121	• WASHER, LOCK-INT TEETH NO. 10 X 0.381 OD	ATT PT	4	2
- 18	45690	• WASHER, FL-NO. 10 X 7/16 OD X 1/32 THK	ATT PT	4	2
- 19	2102582	• RESISTOR, FIXED WW 250 OHMS P/M 5% 25W		1	2
- 20	438501	• SCREW, MACH, FIL H, NO. 8-32 X 2 LG	ATT PT	1	2
- 21	60646	• WASHER, LOCK	ATT PT	1	2
- 22	507144	• WASHER, CENTERING	ATT PT	1	2
- 23	521695	• WASHER, MICA	ATT PT	1	2
- 24	441044	• SHIFLD, TERMINAL BLOCK		1	2
- 25	441043	• CLIP, TERMINAL BLOCK		2	2
- 26	25627	• SCREW, MACH-BIND HD 8-32 X 1/2 LG	ATT PT	4	2
- 27	60646	• WASHER, LOCK	ATT PT	4	2
- 28	80880	• STRIP, BARRIER TERMINAL		1	2
- 29	529084	• STRIP, MARKER		1	2
- 30	501557	• BRACKET, TERMINAL BLOCK MTG		1	2

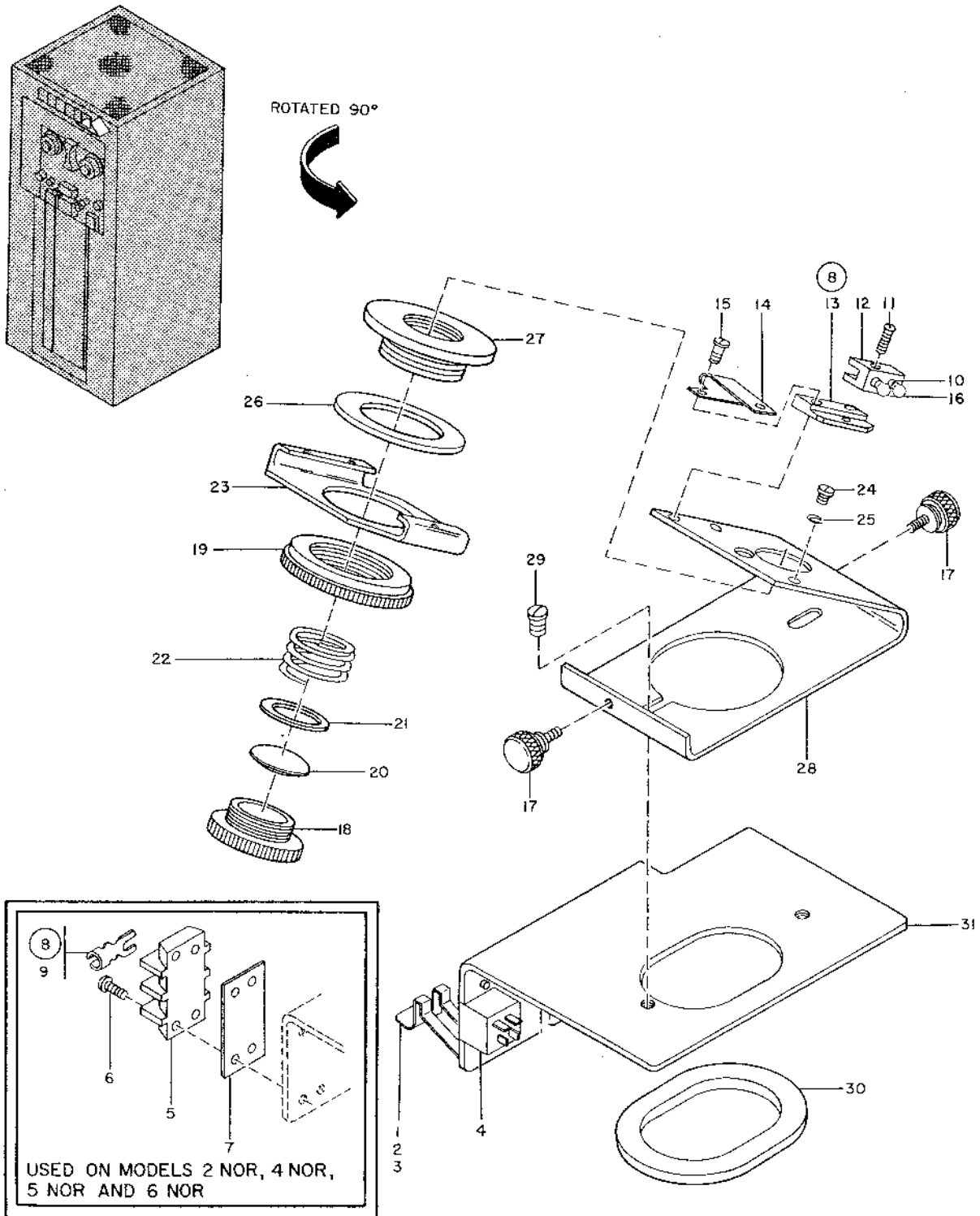


FIGURE 34. LIGHT SOURCE ASSEMBLY. SEE LIST 34.

LIST AND INDEX NO.	PART NO.	DESCRIPTION	UNITS PER ASSY	USABLE ON CODE
		PLUS 62,MINUS 48 VOLT SUPPLY ASSEMBLY -CONT		
33 - 31	10170	• SCREW,MACH-BIND HD 6-32 X 1/4 LG	ATT PT	2 2
- 32	62031	• WASHER,LOCK-INT TEETH NO. 6 X 0.295 OD	ATT PT	2 2
- 33	526378	• INSULATOR, CAPACITOR		2 2
- 34	529083	• BRACKET,CAPACITOR MTG		2 2
- 35	58227	• SCREW	ATT PT	2 2
- 36	60646	• WASHER, LOCK	ATT PT	2 2
- 37	501543	• CAPACITOR,4 MFD,440VAC		1 2
- 38	501571	• PLATE,POWER SUPPLY MTG		1 2
		LIGHT SOURCE ASSEMBLY		
34 -	528348	LIGHT SOURCE ASSY SEE LIST 8-193 FOR NEXT HIGHER ASSY AND FIG. 34 FOR ILLUSTRATION	REF	12
-	348481	LIGHT SOURCE ASSY SEE LIST 8-193 FOR NEXT HIGHER ASSY AND FIG. 34 FOR ILLUSTRATION	REF	9
- 1	512403	• LATCH-PLUG		1 12
- 2	38259	• SCREW	ATT PT	2 12
- 3	338169	• WASHER,LOCK-EXT TEETH NO. 4 X 9/32 OD	ATT PT	2 12
- 4	320471	• CONNECTOR,RECP,ELEC- 4 MALE CONTACTS		1 12
- 5	323836	• TERMINAL BLOCK		1 9
- 6	81693	• SCREW, MACH-BIND HD NO 6-32 X 3/8 LG	ATT PT	4 9
- 7	313136	• INSULATOR,TERMINAL BLOCK		1 9
- 8	517848	• SOCKET ASSY-REWINDING SENSE LT		1 12
- 8	348492	• SOCKET ASSY,RFWIND SENSE LIGHT		1 9
- 9	186967	• TERMINAL,LUG- 20-26 AWG NO. 6 MTG SLOT		2 9
- 10	517846	• SOCKET-REWIND SENSE LT		1 9
- 11	3350	• SCREW,DR-RH 0.067 OD X 1/4 LG	ATT PT	1 9
- 12	303644	• CONTACT-SOC		1 2
- 13	517847	• BRACKET-REWIND SENSE LT		1 1
- 14	352382	• SPRING,LAMP HOLDER		1 1
- 15	166522	• SCREW,SHLD-FH 4-40 X 0.335 LG	ATT PT	2 1
- 16	517791	• LAMP,INCANDESCENT- 6.3V 0.15 AMP 2 PIN		1 1
- 17	221538	• THUMBSCREW,SPRING BAND		2 1
- 18	517790	• HOLDER-REWIND SENSING LENS		1 1
- 19	517789	• NUT,PLAIN,KNURLED- 1-1/8-24 X 1.766 FLW		1 1
- 20	517729	• LENS-REWIND SENSING BICONVEX		1 1
- 21	517798	• WASHER,NM- 11/16 ID X 0.93 OD X 3/64 THK		1 1
- 22	517797	• SPRING,HELICAL COMPR- 3 COILS		1 1
- 23	517788	• HOUSING-FLG REWIND SENSING		1 1
- 24	38262	• SCREW,MACH-FIL H 4-40 X 1/4 LG	ATT PT	1 1
- 25	257984	• WASHER,LOCK- NO. 4 X 0.212 OD	ATT PT	1 1
- 26	517796	• WASHER,NM- 1-1/16 ID X 1-1/16 OD X 1/32	ATT PT	1 1
- 27	517787	• FLANGE-REWIND SENSING ADJ		1 1
- 28	528357	• BRACKET,LIGHT SOURCE		1 1
- 29	221790	• SCREW, MACH-BIND HD NO. 8-32 X 3/16 LG	ATT PT	2 1
- 30	528342	• SEAL,MTG BRACKET		1 1
- 31	528391	• BRACKET,LIGHT SOURCE MTG		1 12
- 31	348480	• BRACKET,REWIND LIGHT SOURCE		1 9
		A.C. POWER RACEWAY ASSEMBLY		
35 -	530743	A.C. POWER RACEWAY ASSY SEE LIST 8-247 FOR NEXT HIGHER ASSY AND FIG. 35 FOR ILLUSTRATION	REF	10
-	528160	A.C. POWER RACEWAY ASSY SEE LIST 8-247 FOR NEXT HIGHER ASSY AND FIG. 35 FOR ILLUSTRATION	REF	2
-	348441	A.C. POWER RACEWAY ASSY SEE LIST 8-247 FOR NEXT HIGHER ASSY AND FIG. 35 FOR ILLUSTRATION	REF	9



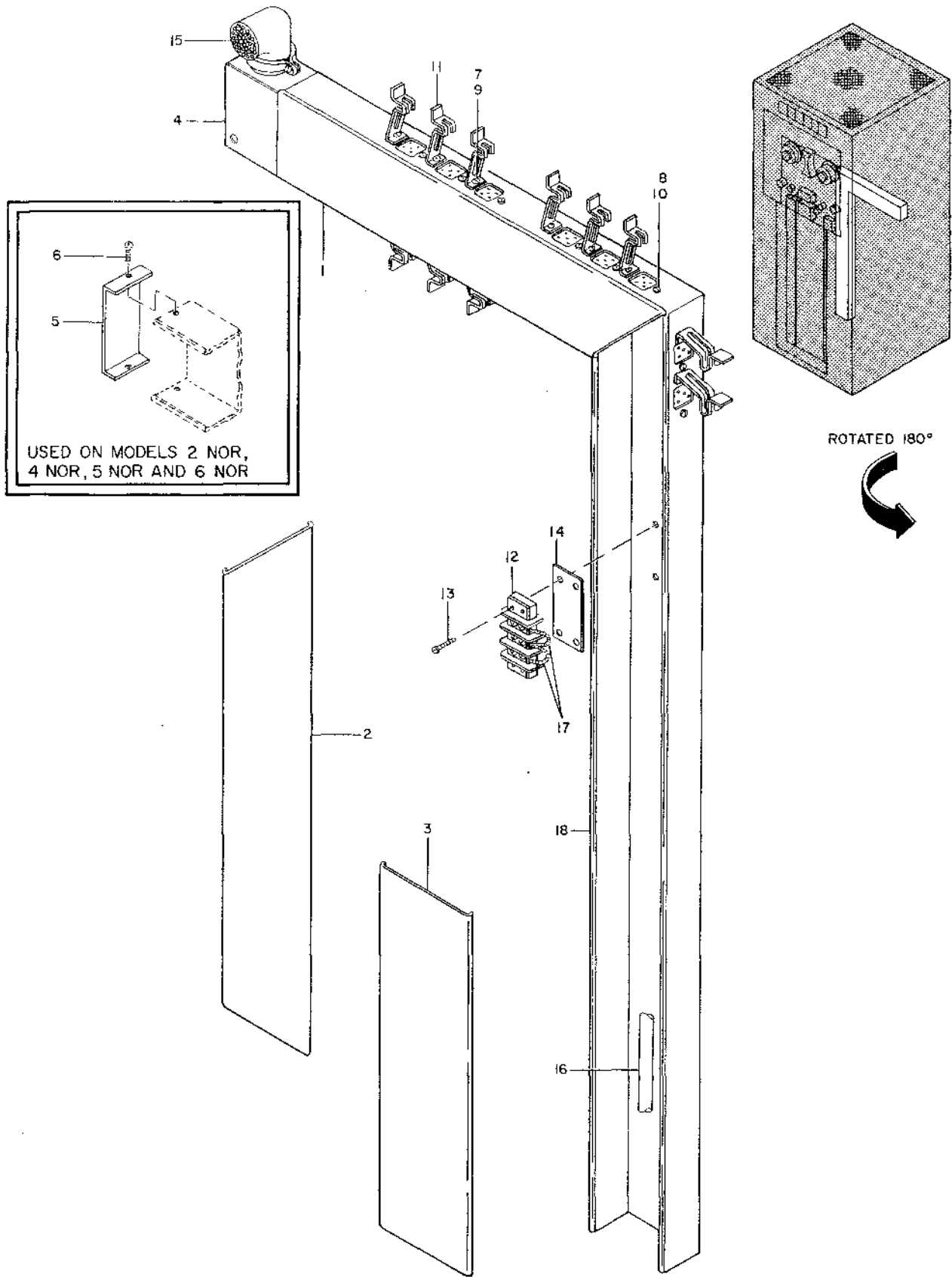


FIGURE 35. A.C. POWER RACEWAY ASSEMBLY. SEE LIST 35.

LIST AND INDEX NO.	PART NO.	DESCRIPTION	UNITS PER ASSY	USABLE ON CODE
A.C. POWER RACEWAY ASSEMBLY -CONT				
35 - 1	528161	• COVER, RACEWAY, HORIZONTAL	1	12
- 1	348444	• COVER, RACEWAY, HORIZONTAL	1	9
- 2	535046	• COVER, RACEWAY, VERTICAL	1	10
- 2	528162	• COVER, RACEWAY, VERTICAL	1	2
- 2	348446	• COVER, RACEWAY, VERTICAL, UPPER	1	9
- 3	348445	• COVER, RACEWAY, VERTICAL LOWER	1	9
- 4	528163	• FITTING, END	1	12
- 5	348443	• CAP, RACEWAY	1	9
- 6	10170	• SCREW, MACH-BIND HD 6-32 X 1/4 LG	2	9
- 7	81693	• SCREW, MACH-BIND HD NO 6-32 X 3/8 LG	22	12
- 7	81693	• SCREW, MACH-BIND HD NO 6-32 X 3/8 LG	20	9
- 8	56722	• WASHER, LOCK-EXT TEETH NO. 6 X 5/16 OD	33	12
- 8	56722	• WASHER, LOCK-EXT TEETH NO. 6 X 5/16 OD	30	9
- 9	6364	• WASHER, LOCK-SPLIT NO. 6 X 1/4 OD	22	12
- 9	6364	• WASHER, LOCK-SPLIT NO. 6 X 1/4 OD	20	9
- 10	38051	• NUT, PLAIN, HEX- 6-32 X 1/4 FL W	22	12
- 10	38051	• NUT, PLAIN, HEX- 6-32 X 1/4 FL W	20	9
- 11	512403	• LATCH-PLUG	10	9
- 11	512403	• LATCH-PLUG	10	9
- 12	80818	• STRIP, BARRIER TERMINAL	1	12
- 13	322550	• SCREW, MACH-BIND HD NO. 6-32 X 1/2 LG	4	12
- 14	94635	• INSULATOR STRIP	1	12
- 15	526211	• CABLE ASSY, A.C. POWER SEE LIST 42 FOR COMPONENT PARTS	1	12
- 16	348670	• CABLE ASSY, A.C. RACEWAY SEE LIST 42 FOR COMPONENT PARTS	1	9
- 17	132665	• JUMPER ASSY SEE LIST 42 FOR COMPONENT PARTS	2	12
- 18	535044	• RACEWAY	1	10
- 18	528164	• RACEWAY, A.C. POWER	1	2
- 18	348442	• RACEWAY, A.C. POWER	1	9
TRANSPORT AND COLUMN ASSEMBLY				
36 -	529490	TRANSPORT AND COLUMN ASSY SEE LIST 8-254 FOR NEXT HIGHER ASSY AND FIG. 36 FOR ILLUSTRATION	REF	12
-	348447	TRANSPORT AND COLUMN ASSY SEE LIST 8-254 FOR NEXT HIGHER ASSY AND FIG. 36 FOR ILLUSTRATION	REF	9
- 1	526448	• LOUVER	2	9
- 2	179654	• SCREW, CAP, SOC HD- 10-32 X 3/4 LG	2	9
- 3	535308	• BOARD, PRINTED CIRCUIT, STC RDCR	1	
- 4	338238	• SCREW, MACH-BIND HD NO. 4-40 X 5116	2	
- 5	338159	• WASHER, LOCK-EXT TEETH NO. 4 X 9/32 OD	2	
- 6	257186	• NUT, PLAIN, HEX- 4-40 X 5/16 FL W	2	
- 7	526487	• BRACKET, STATIC REDUCER	1	
- 8	528203	• GUARD ASSY, FINGER	1	
- 9	179654	• SCREW, CAP, SOC HD- 10-32 X 3/4 LG	2	12
- 10	526998	• SCREW, HEAD PLUG NO 3-48 X 1-3/8 LG	1	
- 11	528354	• SPRING, COMPRESSION	1	
- 12	528202	• COVER, FINGER GUARD	1	
- 13	517803	• CLAMP-REWIND SENSING PHOTOCELL	1	
- 14	91373	• SCREW, MACH, BIND HD, NO. 3-48 X 1/4 LG	1	
- 15	1061111	• WASHER, LOCK-INT TEETH NO. 3 X 0.225 OD	1	
- 16	526002	• PHOTO CELL ASSY, REWIND SENSING	1	
- 17	344175	• TERMINAL- 2 POS SPRING COP	2	
- 18	528204	• GUARD, FINGER	1	
- 19	352387	• SET SCREW, HEADLESS, 1/4-20 X 1/4 LG	2	
- 20	156640	• WASHER, FLAT, 3/8 ID	2	
- 21	528329	• KNOB, CLUCH SHAFT	2	
- 22	517730	• BEARING, ROLLER, THRUST	2	
- 23	352590	• COVER, REEL LATCH	2	
- 24	352591	• RING, EXPANDING REEL	2	

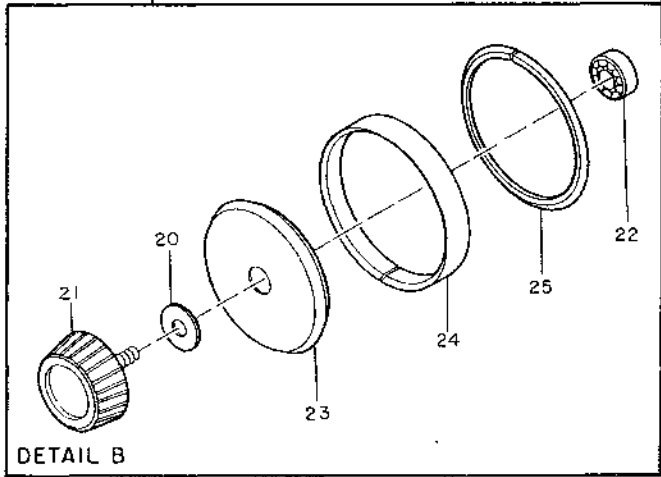
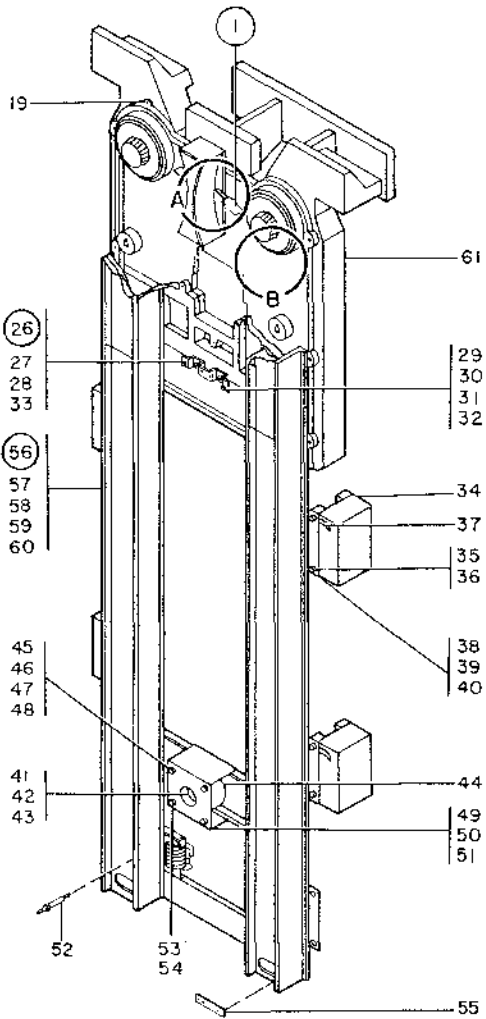
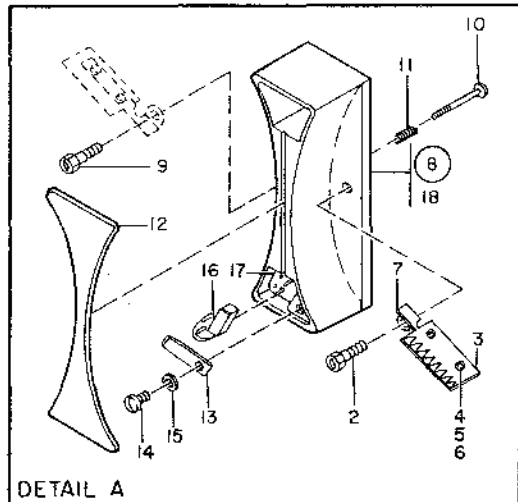



FIGURE 36. TRANSPORT AND COLUMN ASSEMBLY. SEE LIST 36.

LIST AND INDEX NO.	PART NO.	DESCRIPTION	UNITS PER ASSY	USABLE ON CODE
TRANSPORT AND COLUMN ASSEMBLY -CONT				
36 - 25	352589	• RING, INNER REAR REEL	2	
- 26	528550	• BRACKET ASSY, LOCATING	1	
- 27	443	• SCREW, MACH-FIL H 10-32 X 3/8 LG	2	
- 28	9092	• WASHER, LOCK-SPLIT NO. 10 X 0.337 OD	2	
- 29	528198	• • STUD, COVER LOCATING	2	
- 30	251970	• • SCREW, MACH, BIND HD-NO. 4-40 X 1/4 LG	2	
- 31	257985	• • WASHER, F2-1/8 ID X 1/4 OD	2	
- 32	150209	• • WASHER, LOCK-INT TEETH NO. 4 X 0.270 OD	2	
- 33	528551	• • BRACKET, COVER LOCATING	1	
- 34	526094	• VACUUM SWITCH ASSY	4	
		SEE LIST 7 FOR DETAIL BREAKDOWN		
- 35	19944	• SCREW, MACH-BIND HD 8-32 X 3/4 LG	8	
- 36	130435	• WASHER, FL- 1/4 X 7/16 OD X 1/16 THK	8	
- 37	515911	• SPRING-GRD	4	
- 38	530944	• BRACKET, VACUUM SWITCH	6	
- 39	120211	• SCREW, MACH-HEX HD 10-32 X 1/2 LG	12	
- 40	344052	• SPACER, YOKE MTG	12	
- 41	528199	• BOLT, LOWER SHOCK MOUNT	1	
- 42	10309	• WASHER, LOCK-SPLIT 3/8 ID X 0.688 OD	1	
- 43	24107	• NUT, PLAIN, HEX- 3/8 X 9/16 FL W	2	
- 44	528299	• MOUNT, CASTING SHOCK	1	
- 45	443	• SCREW, MACH-FIL H 10-32 X 3/8 LG	4	
- 46	45690	• WASHER, FL-NO. 10 X 7/16 OD X 1/32 THK	4	
- 47	9092	• WASHER, LOCK-SPLIT NO. 10 X 0.337 OD	4	
- 48	11598	• NUT, PLAIN, HEX- 10-32 X 3/8 FL W	4	
- 49	528188	• BRACE, COLUMN	1	
- 50	443	• SCREW, MACH-FIL H 10-32 X 3/8 LG	8	
- 51	9092	• WASHER, LOCK-SPLIT NO. 10 X 0.337 OD	8	
- 52	528283	• ADAPTOR, LOWER VACUUM SWITCH	2	
- 53	528190	• MANIFOLD ASSY	1	
		SEE LIST 37 FOR DETAIL BREAKDOWN		
- 54	38353	• SCREW, MACH-FIL HD 6-32 X 7/16 LG	6	
- 55	528282	• BRACKET, MANIFOLD MTG	2	
- 56	528030	• LH VACUUM COLUMN AND DOOR ASSY	1	
		SEE LIST 38 FOR DETAIL BREAKDOWN		
- 56	528040	• RH VACUUM COLUMN AND DOOR ASSY	1	
		SEE LIST 38 FOR DETAIL BREAKDOWN		
- 57	204616	• SCREW, MACH-HEX HD 10-32 X 1 LG	8	
- 58	56079	• WASHER, LOCK-EXT TEETH NO. 10 X 0.410 OD	8	
- 59	45690	• WASHER, FL-NO. 10 X 7/16 OD X 1/32 THK	8	
- 60	352479	• SHIM, VACUUM COLUMN	1	
- 61	530700	• TAPE TRANSPORT ASSY	1	12
		SEE LIST 39 FOR DETAIL BREAKDOWN.		
- 61	348448	• TAPE TRANSPORT ASSY	1	9
		SEE LIST 39 FOR DETAIL BREAKDOWN		
MANIFOLD ASSEMBLY				
37 -	528190	MANIFOLD ASSY	REF	
		SEE LIST 36-53 FOR NEXT HIGHER ASSY AND FIG. 37 FOR ILLUSTRATION		
- 1	528284	• SCREEN, MANIFOLD	2	
- 2	336324	• SCREW, MACH-FIL H 6-32 X 5/8 LG	4	
- 3	104338	• SPRING, HELICAL, COMPR	4	
- 4	516098	• SPRING, HELICAL EXTENSION-APPROX 21 COILS	2	
- 5	516089	• LINK-VAC SW	2	
- 6	332831	• FIN-VAC SW	4	
- 7	52597	• SCREW, MACH-RH 2-56 X 1/4 LG	4	
- 8	45624	• WASHER, FL-NO. 2 X 7/32 OD X 0.020 THK	4	
- 9	219549	• WASHER, LOCK	4	
- 10	517786	• BEARING, SLV-FLG 0.189 ID X 0.309 OD TEFLON	2	
- 11	45690	• WASHER, FL-NO. 10 X 7/16 OD X 1/32 THK	2	
- 12	332830	• ARM-VAC SW	2	
- 13	512311	• BEARING, SLV-FLG 0.625 ID X 0.125 OD TEFLON	2	

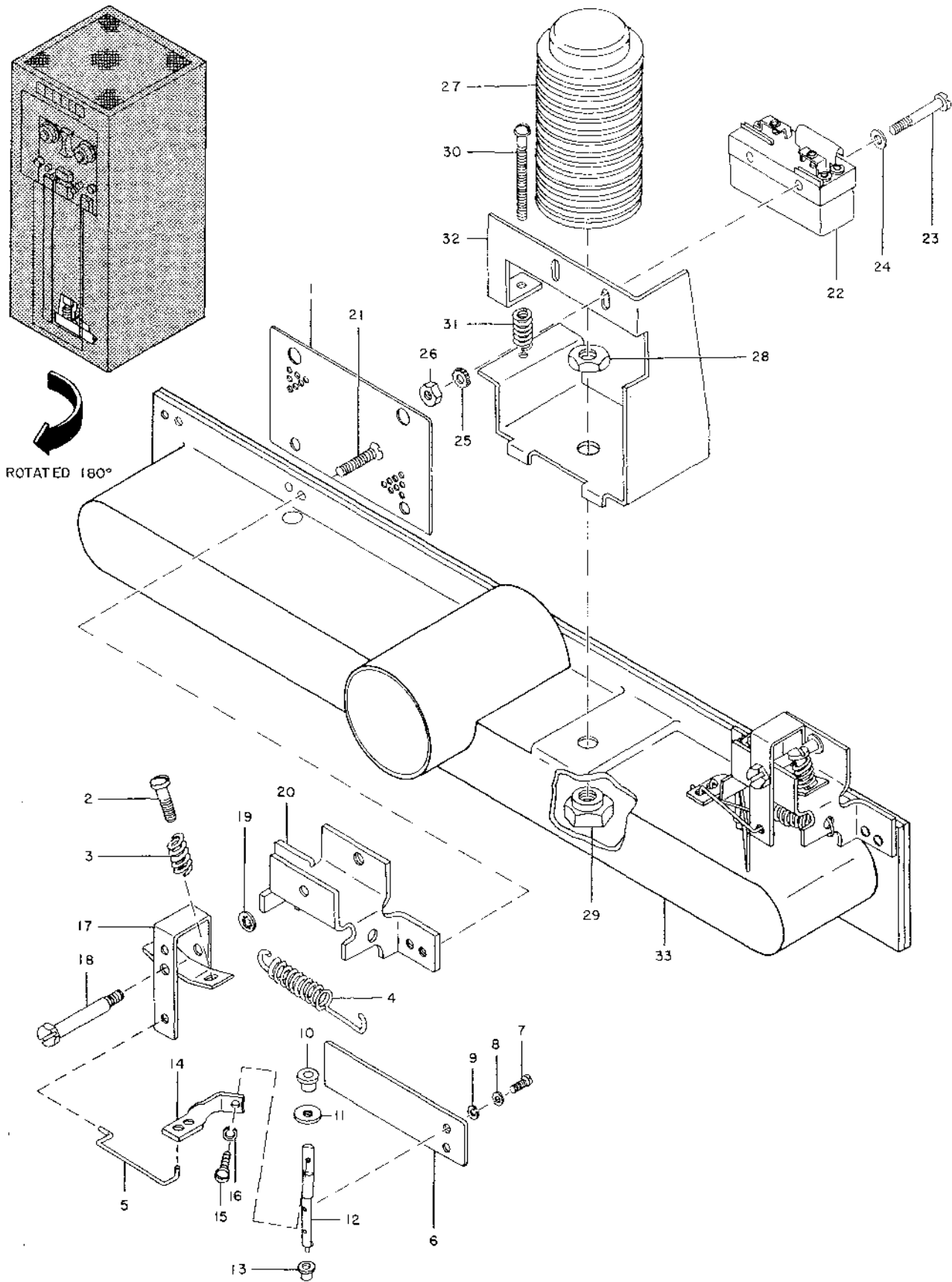


FIGURE 37. MANIFOLD ASSEMBLY. SEE LIST 37.

LIST AND INDEX NO.	PART NO.	DESCRIPTION				UNITS PER ASSY	USABLE ON CODE
		1	2	3	4		
		MANIFOLD ASSEMBLY -CONT					
37 - 14	516090	•	ARM-VAC SW			2	
- 15	103893	•	SCREW,MACH-RH 2-56 X 3/16 LG	ATT PT		2	
- 16	219549	•	WASHER,LOCK	ATT PT		2	
- 17	517784	•	LEVER-VAC SW BRS			2	
- 18	516087	•	SCREW,SHLD-HEX HD 6-32 X 1-5/16 LG	ATT PT		2	
- 19	62031	•	WASHER,LOCK-INT TFETH NO. 6 X 0.295 OD	ATT PT		2	
- 20	516086	•	BRACKET-VAC SW MTG			2	
- 21	38443	•	SCREW, MACH-FL CSK HD NO. 6-32 X 5/16 LG	ATT PT		4	
- 22	332836	•	SWITCH,SENSITIVE-SPDT			1	
- 23	420	•	SCREW,MACH-RH 5-40 X 1 LG	ATT PT		2	
- 24	22066	•	WASHER,FLAT PLAIN	ATT PT		2	
- 25	56313	•	WASHER,LOCK-EXT TEETH NO. 5 X 0.280 OD	ATT PT		2	
- 26	7341	•	NUT,PLAIN,HEX- 5-40 X 1/4 FL W	ATT PT		2	
- 27	332835	•	BELLOWS-MANF SW			1	
- 28	516074	•	NUT,PLAIN,HEX- 1/4-20 X 9/16 FL W	ATT PT		1	
- 29	516075	•	NUT-SPL 1/4-20 X 9/16 FL W	ATT PT		1	
- 30	5963	•	SCREW,MACH-RH 5-40 X 1-1/4 LG			1	
- 31	332837	•	SPRING,HELICAL,COMPR- 12 TURNS			1	
- 32	516076	•	BRACKET-MANF SW			1	
- 33	516078	•	HOUSING-MANF VAC CHAMB			1	
		LH AND RH VACUUM COLUMN AND DOOR ASSEMBLY					
38 -	528030		LH VACUUM COLUMN AND DOOR ASSY			REF	
			SEE LIST 36-56 FOR NEXT HIGHER ASSY				
			AND FIG. 38 FOR ILLUSTRATION				
-	528040		RH VACUUM COLUMN AND DOOR ASSY			REF	
			SEE LIST 36-56 FOR NEXT HIGHER ASSY				
			AND FIG. 38 FOR ILLUSTRATION				
- 1	528004	•	INSERT,COLUMN DOOR			1	
- 2	528195	•	GASKET ASSY,LH			1	
			USED ON 528030 ASSY ONLY				
- 2	528196	•	GASKET ASSY,RH			1	
			USED ON 528040 ASSY ONLY				
- 3	528063	•	SCREW,PLATE MTG	ATT PT		2	
- 4	528039	•	CLAMP,COL GLASS			4	
- 5	512269	•	SCREW,MACH-FH 3-48 X 0.191 LG BRS	ATT PT		4	
- 6	528018	•	GLASS,DOOR			1	
- 7	528062	•	SEAL,VACUUM COL DOOR			1	
- 8	528049	•	ROLLER,COL DOOR			3	
- 9	528003	•	SCREW,MACH-BIND HD NO. 3-48 X 1/2 LG	ATT PT		3	
- 10	257965	•	SETScrew,SOC DR,NO. 4-40 X 3/8 LG			1	
- 11	528048	•	STUD,LOCK HANDLE,PIVOT			1	
- 12	535104	•	BUSHING,COLUMN,DOOR HANDLE			2	
- 13	528075	•	LATCH ASSY,COLUMN			1	
- 14	528077	•	SPRING,ROLLER RETAINING			1	
- 15	528073	•	PIN,LOCK HANDLE			1	
- 16	528079	•	ROLLER,LATCH HANDLE			1	
- 17	528069	•	STUD,HEX HD,NO. 4-40 X 19/32 LG			2	
- 18	528074	•	SLIDE,LATCH			1	
- 19	526228	•	LATCH,COLUMN DOOR			1	
- 20	304417	•	SPRING,COMPRESSION			1	
- 21	528078	•	HANDLE,COL LOCK			1	
- 22	528047	•	PIN,GROOVE,HANDLE			3	
- 23	526230	•	FRAME,DOOR,VACUUM COLUMN,LH			1	
			USED ON 528030 ASSY ONLY				
- 23	526229	•	FRAME,DOOR,VACUUM COLUMN,RH			1	
			USED ON 528040 ASSY ONLY				
- 24	221790	•	SCREW, MACH-BIND HD NO. 8-32 X 3/16 LG	ATT PT		7	
- 25	528022	•	SPRING,EXTENSION			1	
- 26	528037	•	STUD,SPRING			1	
- 27	528027	•	STUD			3	
- 28	37913	•	NUT	ATT PT		3	
- 29	150209	•	WASHER,LOCK-INT TEETH NO. 4 X 0.270 OD	ATT PT		3	

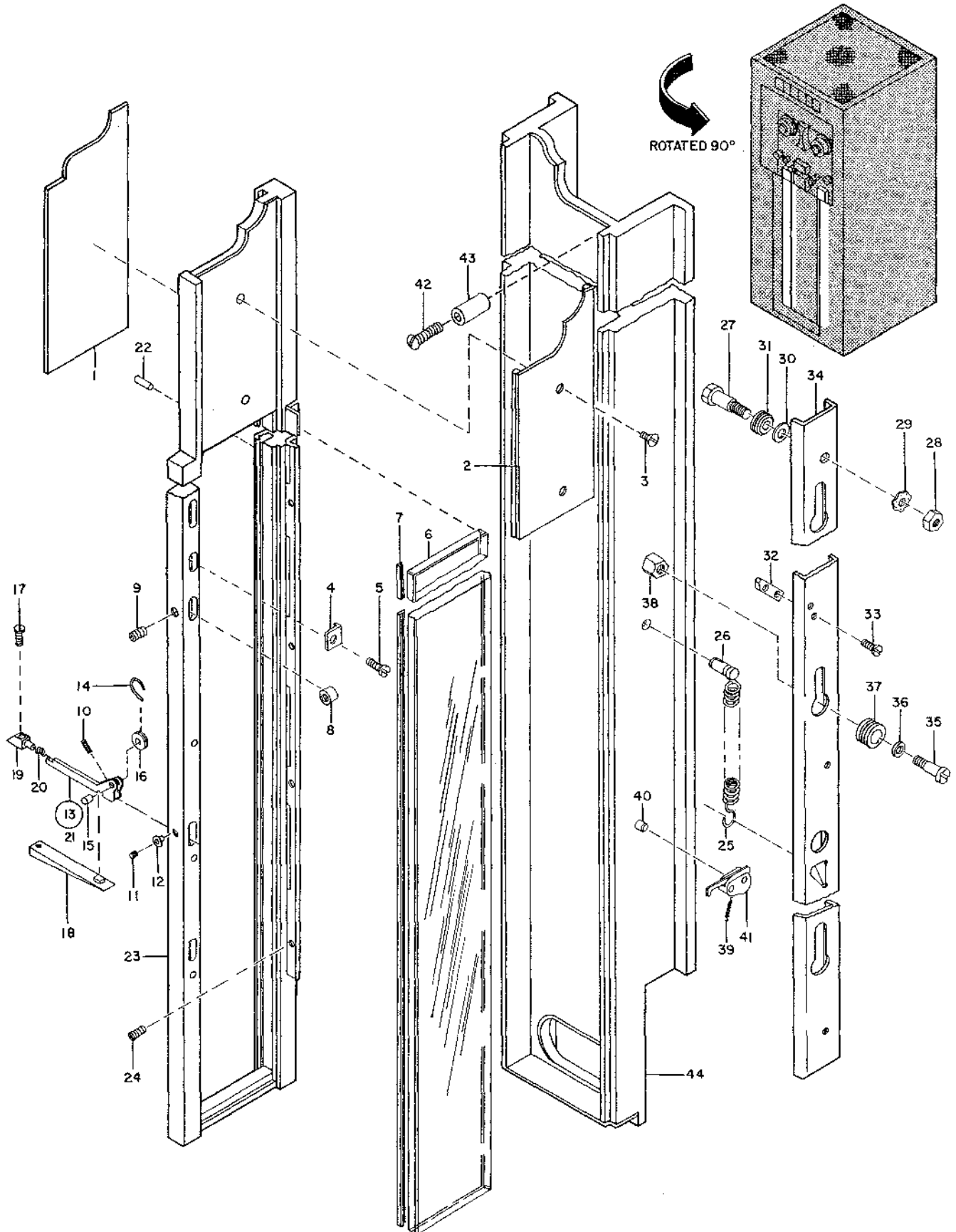
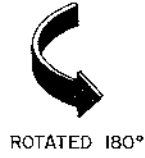



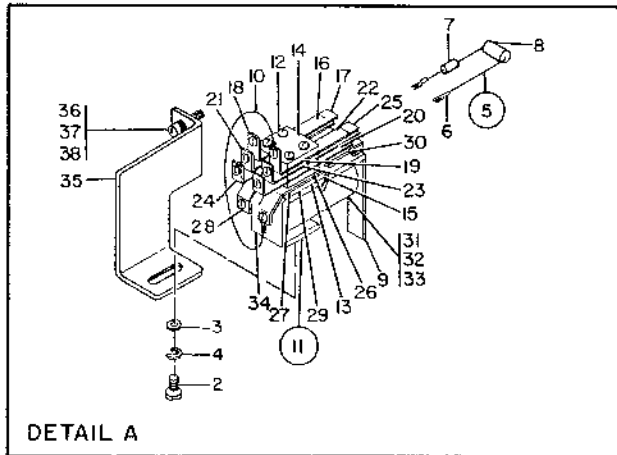
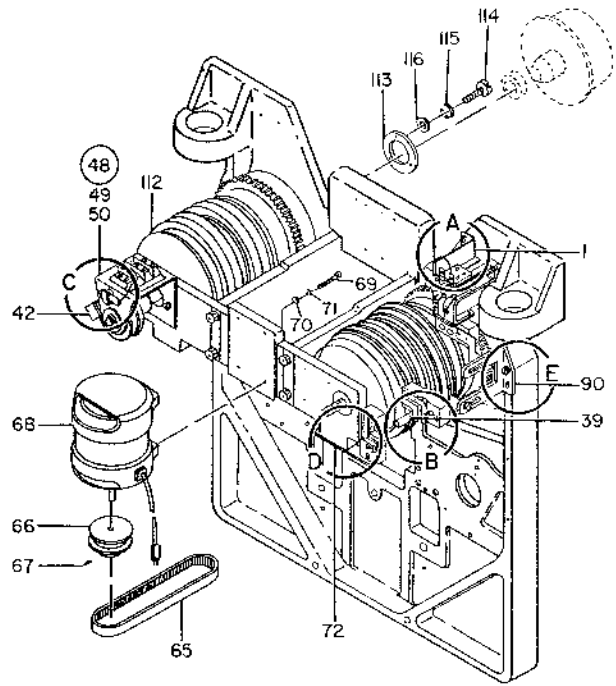
FIGURE 38. LH AND RH VACUUM COLUMN AND DOOR ASSEMBLY. SEE LIST 38.

LIST AND INDEX NO.	PART NO.	DESCRIPTION				UNITS PER ASSY	USABLE ON CODE
		1	2	3	4		
LH AND RH VACUUM COLUMN AND DOOR ASSEMBLY -CONT							
38 - 30	528028	• SPACER, BEARING-MTG				3	
- 31	350656	• BEARING, ANNULAR BALL				3	
- 32	528029	• BLOCK, BAIL ACTUATING				1	
- 33	38235	• SCREW, MACH-FIL H 6-32 X 5/16 LG				2	ATT PT
- 34	528033	• BAIL, LATCH, ACTUATING, LH USED ON 528030 ASSY ONLY				1	
- 34	528043	• BAIL, LATCH, ACTUATING, RH USED ON 528040 ASSY ONLY				1	
- 35	438548	• SCREW, MACH-BIND HD 4-40 X 3/16 LG				3	ATT PT
- 36	535317	• WASHER, FLAT, STL, 0.115 IN DIA				3	ATT PT
- 37	528023	• BUSHING, GUIDE				3	
- 38	528019	• STUD, BAIL GUIDE-MTG				3	
- 39	352478	• SPRING, EXTENSION LATCH, VACUUM COLUMN				3	
- 40	104696	• PIN, HOLLOW- 1/2 LG X 0.1253 OD				3	
- 41	528065	• CAM ASSY, LATCH, LH USED ON 528030 ASSY ONLY				3	
- 41	528070	• CAM ASSY, LATCH, RH USED ON 528040 ASSY ONLY				3	
- 42	517274	• GUIDE-TAPE				1	
- 43	517276	• SCREW, MACH-FIL H 4-40 X 5/8 LG				1	ATT PT
- 44	528035	• CHAMBER, VACUUM USED ON 528030 ASSY ONLY				1	
- 44	528045	• CHAMBER, VACUUM USED ON 528040 ASSY ONLY				1	
TAPE TRANSPORT ASSEMBLY							
39 -	530700	TAPE TRANSPORT ASSY SEE LIST 36-61 FOR NEXT HIGHER ASSY AND FIG. 39 FOR ILLUSTRATION				REF	17
-	348448	TAPE TRANSPORT ASSY SEE LIST 36-61 FOR NEXT HIGHER ASSY AND FIG. 39 FOR ILLUSTRATION				REF	9
- 1	530731	• RELAY ASSY, FILE PROTECT				1	
- 2	110775	• SCREW, MACH-HEX HD 8-32 X 5/16 LG				2	ATT PT
- 3	22478	• WASHER				2	ATT PT
- 4	1090873	• WASHER, LOCK-SPLIT NO. 8 X 0.055 OD				2	ATT PT
- 5	512407	• . ARC SUPPRESSION ASSY				1	
- 6	435599	• . . . TERMINAL, LUG				2	
- 7	317011	• . . . RESISTOR, FXD, COMP- 470 OHMS P/M 5% 1/2W				1	
- 8	219641	• . . . CAPACITOR, FXD, PAPER- 0.1 UF 400V				1	
- 9	530732	• . ARMATURE ASSY, RELAY				1	
- 10	7991	• . JUMPER ASSY SEE LIST 42 FOR COMPONENT PARTS				1	
- 11	111351	• . RELAY, ARMATURE-CONT ARR 1C AND 1C				1	
- 12	173211	• . . . SCREW, MACH-RD WASHER HD 5-40 X 1-1/32 LG				4	
- 13	121011	• . . . PLATE-DUO RELAY TOP				2	
- 14	120942	• . . . INSULATION- 0.125 THK				1	
- 15	138447	• . . . INSULATION				4	
- 16	105826	• . . . SPRING-STIFFENER				2	
- 17	105832	• . . . SPRING ASSY-CONTACT UPPER				2	
- 18	189844	• . . . TERMINAL ASSY-CONTACT				2	
- 19	120924	• . . . INSULATION- 0.0625 THK				1	
- 20	125872	• . . . SPRING-STIFFENER				2	
- 21	141964	• . . . TERMINAL ASSY-CONTACT				2	
- 22	141978	• . . . SPRING ASSY-OPR CONTACT				2	
- 23	120926	• . . . INSULATION- 0.094 THK				1	
- 24	141968	• . . . TERMINAL ASSY-CONTACT				2	
- 25	117102	• . . . SPRING ASSY-CONTACT				2	
- 26	120926	• . . . INSULATION- 0.094 THK				1	
- 27	156909	• . . . SPACER- 1 LG X 3/8 W X 1/16 THK				2	
- 28	105835	• . . . TERMINAL ASSY-CONTACT				2	
- 29	120942	• . . . INSULATION- 0.125 THK				1	
- 30	165594	• . . . PIVOT-ARMATURE				1	

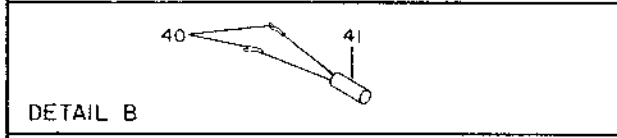




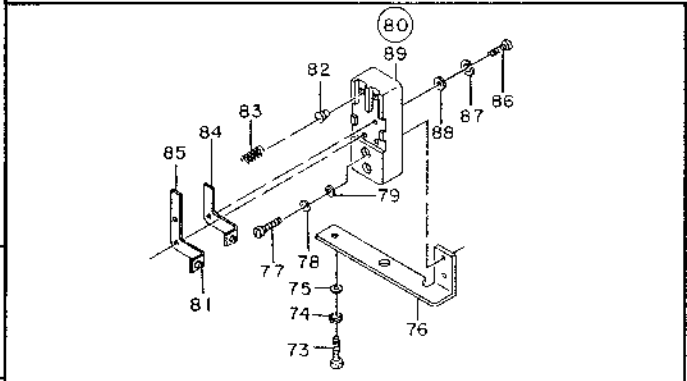
ROTATED 180°



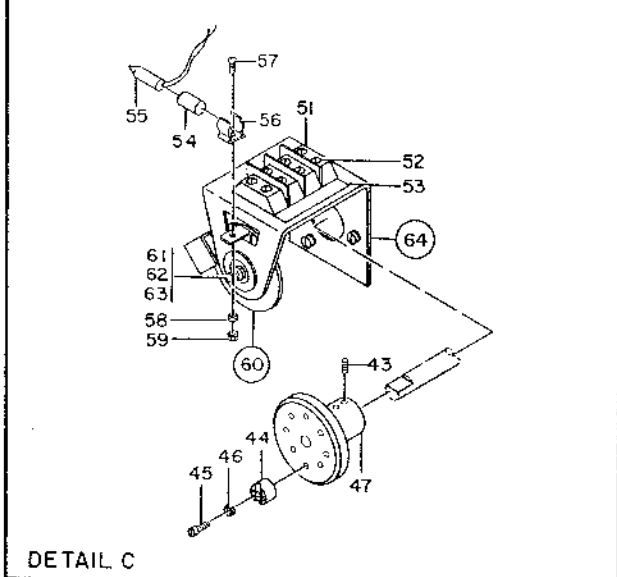
DETAIL A



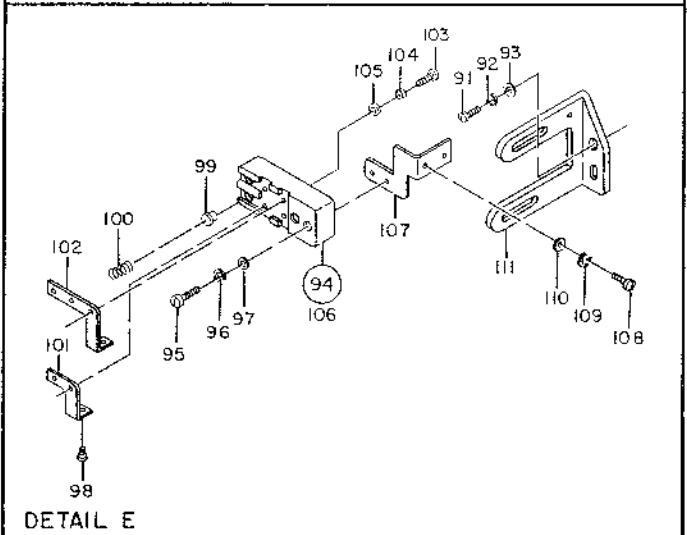
DETAIL B



DETAIL D



DETAIL C



DETAIL E

FIGURE 39. TAPE TRANSPORT ASSEMBLY. SHEET 1 OF 2, INDEX NOS. 1-116. SEE LIST 39.

LIST AND INDEX NO.	PART NO.	DESCRIPTION				UNITS PER ASSY	USABLE ON CODE
		1	2	3	4		
		TAPE TRANSPORT ASSEMBLY -CONT					
39 - 31	154350	• • •	COIL ASSY			1	
- 32	19587	• • •	SCREW, MACH-FIL CSK HD 8-32 X 3/8 LG	ATT PT		1	
- 33	115552	• • •	WASHER, FL-NO. 8 X 7/16 OD X 0.005 THK			1	
- 34	165595	• • •	YOKE ASSY-MAGNET			1	
- 35	530733	•	BRACKET, FILE PROTECT, RELAY MTG			1	
- 36	358	•	SCREW, MACH-FIL H 10-32 X 3/4 LG	ATT PT		2	
- 37	45690	•	WASHER, FL-NO. 10 X 7/16 OD X 1/32 THK	ATT PT		2	
- 38	9092	•	WASHER, LOCK-SPLIT NO. 10 X 0.337 OD	ATT PT		2	
- 39	527560	•	CAPACITOR ASSY			2	
- 40	435599	• •	TERMINAL, LUG			6	
- 41	317262	• •	CAPACITOR, FXD, CER- 0.01 UF P80M20% 450			1	
- 42	348462	•	MAGNET ASSY			1	9
- 43	257973	• •	SETSCREW, SOC DR, NO. 6-32 X 5/16 LG			2	9
- 44	526070	• •	MAGNET, PERMANENT			8	9
- 45	38250	• •	SCREW, MACH-FIL H 2-56 X 3/8 LG	ATT PT		8	9
- 46	219549	• •	WASHER, LOCK	ATT PT		8	9
- 47	348470	• •	HUB, MAGNET MTG			1	9
- 48	348458	•	SWITCH ASSY			1	9
- 49	38235	•	SCREW, MACH-FIL H 6-32 X 5/16 LG	ATT PT		3	9
- 50	6364	•	WASHER, LOCK-SPLIT NO. 6 X 1/4 OD	ATT PT		3	9
- 51	80817	• •	BLOCK, TERMINAL			1	9
- 52	35739	• •	SCREW, MACH-BIND HD NO. 6-32 X 15/16 L	ATT PT		4	9
- 53	2101380	• •	MARKER, TERMINAL STRIP			1	9
- 54	336672	• •	SLEEVE, MERCURY SWITCH			1	9
- 55	169821	• •	CONTACT ASSY-POCKET STOP HG			1	9
- 56	159822	• •	CLIP, TUBE			1	9
- 57	38262	• •	SCREW, MACH-FIL H 4-40 X 1/4 LG	ATT PT		1	9
- 58	257984	• •	WASHER, LOCK- NO. 4 X 0.212 OD	ATT PT		1	9
- 59	257186	• •	NUT, PLAIN, HEX- 4-40 X 5/16 FL W	ATT PT		1	9
- 60	348460	• •	PLATE ASSY, SWITCH ARM			1	9
- 61	73931	• •	NUT, PLAIN, HEX- 8-32 X 5/16 FL W	ATT PT		1	9
- 62	60646	• •	WASHER, LOCK	ATT PT		1	9
- 63	74511	• •	WASHER, FL-NO. 8 X 5/16 OD X 1/32 THK	ATT PT		1	9
- 64	248461	• •	BRACKET ASSY, REARING HOUSING			1	9
- 65	530726	•	BEELT, JACKSHAFT DRIVE			1	
- 66	530723	•	PULLEY ASSY, JACKSHAFT DRIVE			1	
- 67	1190523	•	SETSCREW-SPLINE DR CUP PT 6-32 X 3/16 LG	ATT PT		2	
- 68	530722	•	MOTOR, TAPE GUIDE, RAISING			1	
- 69	149898	•	SCREW, MACH, SOC HD, NO. 8-32 X 1 LG	ATT PT		4	
- 70	22478	•	WASHER	ATT PT		4	
- 71	1090873	•	WASHER, LOCK-SPLIT NO. 8 X 0.055 OD	ATT PT		4	
- 72	528290	•	BLOCK ASSY			1	
- 72	528295	•	BLOCK ASSY, BRACKET AND COMMUTATOR			1	
- 73	38354	•	SCREW, MACH-FIL H 6-32 X 1/2 LG	ATT PT		8	
- 74	6364	•	WASHER, LOCK-SPLIT NO. 6 X 1/4 OD	ATT PT		8	
- 75	257986	•	WASHER, FL- NO. 6 X 0.312 OD	ATT PT		8	
- 76	528291	•	BRACKET, COMMUTATOR BLOCK MTG LEFT USED ON ASSY 528290 ONLY			1	
- 76	528296	•	BRACKET, COMMUTATOR BLOCK MTG USED ON ASSY 528295 ONLY			1	
- 77	38265	• •	SCREW, MACH-FIL H 4-40 X 7/16 LG	ATT PT		2	
- 78	257984	• •	WASHER, LOCK- NO. 4 X 0.212 OD	ATT PT		2	
- 79	257985	• •	WASHER, F2-1/8 ID X 1/4 OD	ATT PT		2	
- 80	528280	•	BLOCK ASSY, LEFT REAR CLUTCH COMMUTATOR USED ON ASSY 528290 ONLY			1	
- 80	528210	•	BLOCK ASSY, COMMUTATOR USED ON ASSY 528295 ONLY			1	
- 81	38348	• • •	SCREW			2	
- 82	350672	• •	BRUSH, COMMUTATOR			2	
- 83	350673	• •	SPRING, COMPRESSION			2	
- 84	528212	• • •	STAP, COMMUTATOR, UPPER CONTACT			1	
- 85	528213	• • •	STAP, COMMUTATOR, LOWER CONTACT			1	
- 86	38265	• •	SCREW, MACH-FIL H 4-40 X 7/16 LG	ATT PT		3	
- 87	257984	• •	WASHER, LOCK- NO. 4 X 0.212 OD	ATT PT		3	
- 88	257985	• •	WASHER, F2-1/8 ID X 1/4 OD	ATT PT		3	
- 89	528209	• •	BLOCK, COMMUTATOR BRUSH			1	
- 90	352765	•	BLOCK AND BRACKET ASSY			1	
- 91	845	•	SCREW, MACH-FIL H 8-32 X 1/2 LG	ATT PT		2	

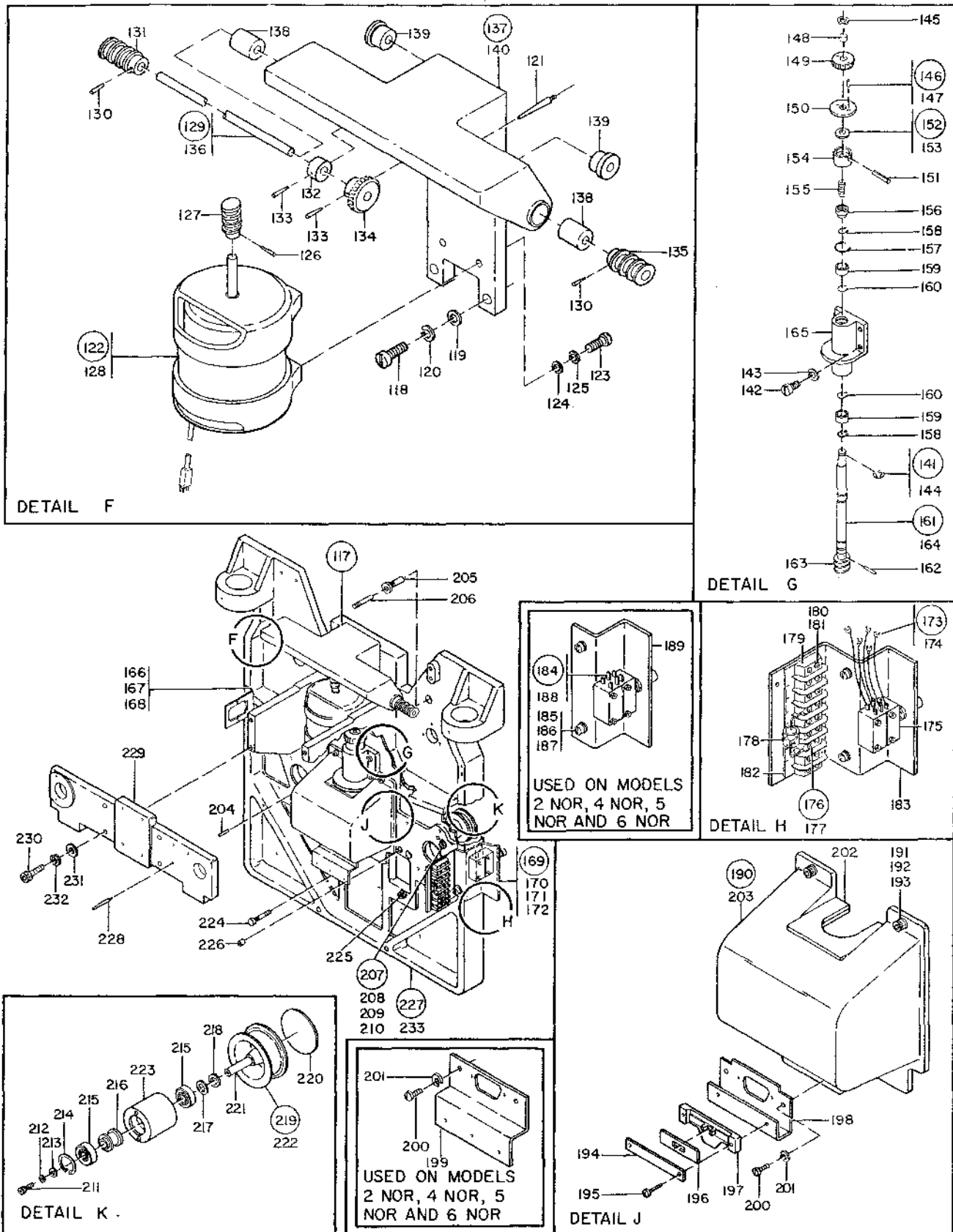

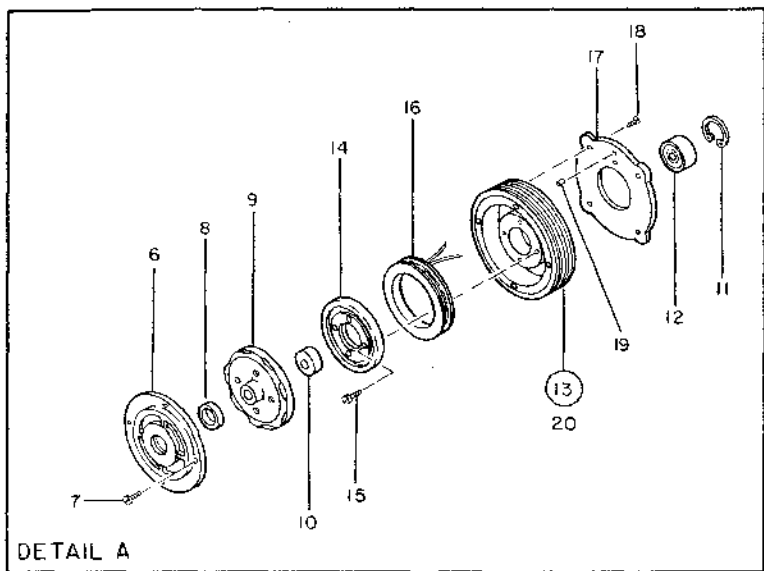


FIGURE 39. TAPE TRANSPORT ASSEMBLY. SHEET 2 OF 2, INDEX NOS. 117-233. SEE LIST 39.

LIST AND INDEX NO.	PART NO.	DESCRIPTION				UNITS PER ASSY	USABLE ON CODE
		1	2	3	4		
TAPE TRANSPORT ASSEMBLY -CONT							
39 ~ 92	1090873	•	WASHER, LOCK-SPLIT NO. 8 X 0.055 OD	ATT PT		2	
- 93	22478	•	WASHER	ATT PT		2	
- 94	528210	•	BLOCK ASSY, COMMUTATOR			2	
- 95	38265	•	SCREW, MACH-FIL H 4-40 X 7/16 LG	ATT PT		4	
- 96	257984	•	WASHER, LOCK- NO. 4 X 0.212 OD	ATT PT		4	
- 97	257985	•	WASHER, F2-1/8 ID X 1/4 OD	ATT PT		4	
- 98	38348	•	SCREW			2	
- 99	350672	•	BRUSH, COMMUTATOR			2	
-100	350673	•	SPRING, COMPRESSION			2	
-101	528212	•	STRAP, COMMUTATOR, UPPER CONTACT			1	
-102	528213	•	STRAP, COMMUTATOR, LOWER CONTACT			1	
-103	38265	•	SCREW, MACH-FIL H 4-40 X 7/16 LG	ATT PT		3	
-104	257984	•	WASHER, LOCK- NO. 4 X 0.212 OD	ATT PT		3	
-105	257985	•	WASHER, F2-1/8 ID X 1/4 OD	ATT PT		3	
-106	528209	•	BLOCK, COMMUTATOR BRUSH			1	
-107	352763	•	BRACKET, BRUSH BLOCK MTG			2	
-108	24752	•	SCREW	ATT PT		4	
-109	1090873	•	WASHER, LOCK-SPLIT NO. 8 X 0.055 OD	ATT PT		4	
-110	22478	•	WASHER	ATT PT		4	
-111	352764	•	SUPPORT			1	
-112	530703	•	LH CLUTCH SHAFT ASSY SEE LIST 40 FOR DETAIL BREAKDOWN			1	
-112	530702	•	RH CLUTCH SHAFT ASSY SEE LIST 40 FOR DETAIL BREAKDOWN			1	
-113	528303	•	PLATE, BEARING RETAINER			2	
-114	38354	•	SCREW, MACH-FIL H 6-32 X 1/2 LG	ATT PT		6	
-115	6364	•	WASHER, LOCK-SPLIT NO. 6 X 1/4 OD	ATT PT		6	
-116	515969	•	RING, RET- 1.217 OD			2	
-117	530707	•	DRIVE ASSY, BRAKE			1	
-118	38688	•	SCREW, MACH-HEX HD 1/4-20 X 3/4 LG	ATT PT		4	
-119	338595	•	SPACER, ELCO PLUG	ATT PT		4	
-120	6935	•	LOCKWASHER	ATT PT		4	
-121	161370	•	PIN, TAPERED, THREADED- 1-1/2 LG X NO. 2	ATT PT		2	
-122	530715	•	MOTOR ASSY, BRAKE DRIVE			1	
-123	7031	•	SCREW, MACH-FIL H 8-32 X 5/8 LG	ATT PT		4	
-124	22478	•	WASHER	ATT PT		4	
-125	1090873	•	WASHER, LOCK-SPLIT NO. 8 X 0.055 OD	ATT PT		4	
-126	141431	•	PIN, TAPERED, PLAIN- 3/8 LG X NO. 7-0			1	
-127	332742	•	WORM- 4 THD 0.500 DP 24 P 0.390 HUB DIA			1	
-128	352473	•	MOTOR, BRAKE DRIVE MAGNETIC			1	
-129	530712	•	SHAFT ASSY, DRIVE			1	
-130	23096	•	PIN, TAPERED, PLAIN- 1/2 LG X NO. 6			2	
-131	530714	•	WORM, RIGHT, BRAKE DRIVE			1	
-132	139376	•	SPACER, SHAFT			2	
-133	28564	•	PIN, TAPERED, PLAIN- 5/8 LG X NO. 6-0			3	
-134	530917	•	GEAR, WORM			1	
-135	332739	•	WORM- 4 THD 16P 0.7854 LEAD			1	
-136	530713	•	SHAFT, BRAKE			1	
-137	530708	•	CASTING ASSY, DRIVE			1	
-138	530711	•	BUSHING, OUTER STRUT			2	
-139	530710	•	BUSHING, INNER STRUT			2	
-140	530709	•	CASTING, BRAKE DRIVE			1	
-141	530717	•	CLUTCH ASSY, JACKSHAFT			1	
-142	232	•	SCREW, MACH-FIL H 10-32 X 1/2 LG	ATT PT		4	
-143	9092	•	WASHER, LOCK-SPLIT NO. 10 X 0.337 OD	ATT PT		4	
-144	332747	•	RING, RETAINING			1	
-145	528251	•	SPACER, SPROCKET RETAINER			1	
-146	530718	•	PULLEY ASSY			1	
-147	530720	•	PIN, JACKSHAFT, PULLEY LOCK			2	
-148	526299	•	BUSHING, JACKSHAFT PULLEY			1	
-149	530719	•	PULLEY, JACKSHAFT			1	
-150	530721	•	FLANGE, JACKSHAFT, PULLEY			1	
-151	528337	•	ROLLPIN, CLUTCH RETAINING			1	
-152	528270	•	HEAD ASSY, CLUTCH COVER DRIVE			1	
-153	517805	•	SURFACE-FRICT CK			1	
-154	528271	•	PLATE, UPPER HEAD DRIVE CLUTCH			1	
-155	332920	•	SPRING, HELICAL, COMPR- 10 TURNS			1	
-156	528252	•	WASHER, CLUTCH			1	

LIST AND INDEX NO.	PART NO.	DESCRIPTION	UNITS PER ASSY				USABLE ON CODE
			1	2	3	4	
TAPE TRANSPORT ASSEMBLY -CONT							
39 -157	325132	• • RETAINER-IDLER GR BRG				1	
-158	352563	• • RING,RETAINER				2	
-159	309720	• • BEARING,BALL,ANNULAR-				2	
-160	352564	• • RING,RETAINER				2	
-161	528330	• • SHAFT ASSY				1	
-162	528331	• • • ROLLPIN,WORM RETAINING				1	
-163	528262	• • • WORM,GEAR JACK SHAFT				1	
-164	528333	• • • JACK SHAFT				1	
-165	528276	• • HOUSING,JACK SHAFT BEARING				1	
-166	530728	• BRACKET,CLUTCH CABLE PLUG				1	12
-167	443	• SCREW,MACH-FIL H 10-32 X 3/8 LG			ATT PT	2	12
-168	9092	• WASHER,LOCK-SPLIT NO. 10 X 0.337 OD			ATT PT	2	12
-169	529407	• MOUNTING ASSY,BRAKE RELEASE SWITCH				1	12
-170	443	• SCREW,MACH-FIL H 10-32 X 3/8 LG			ATT PT	2	12
-171	9092	• WASHER,LOCK-SPLIT NO. 10 X 0.337 OD			ATT PT	2	12
-172	45690	• WASHER,FL-NO. 10 X 7/16 OD X 1/32 THK			ATT PT	2	12
-173	528191	• • SWITCH ASSY,BRAKE RELEASE				1	12
-174	528192	• • • JUMPER ASSY				5	12
		SEE LIST 42 FOR COMPONENT PARTS					
-175	253267	• • • SWITCH,PUSH-DPDT 125V 10 AMP				1	12
-176	352385	• • DIODE ASSY				2	12
-177	319258	• • • TERMINAL,LUG- 15 AWG NO. 6 MTG HOLE				2	12
-178	364448	• • • DIODE,SILICON JUNCTION				1	12
-179	320606	• • TERMINAL BLOCK				1	12
-180	38354	• • SCREW,MACH-FIL H 6-32 X 1/2 LG			ATT PT	4	12
-181	62031	• • WASHER,LOCK-INT TEETH NO. 6 X 0.295 OD			ATT PT	4	12
-182	2101389	• • MARKER,TERMINAL STRIP				1	12
-183	529408	• • BRACKET,BRAKE RELEASE SWITCH				1	12
-184	348449	• SWITCH ASSY,BRAKE RELEASE				1	9
-185	443	• SCREW,MACH-FIL H 10-32 X 3/8 LG			ATT PT	2	9
-186	9092	• WASHER,LOCK-SPLIT NO. 10 X 0.337 OD			ATT PT	2	9
-187	45690	• WASHER,FL-NO. 10 X 7/16 OD X 1/32 THK			ATT PT	2	9
-188	253267	• • SWITCH,PUSH-DPDT 125V 10 AMP				1	9
-189	348450	• • BRACKET,BRAKE RELEASE				1	9
-190	528225	• COVER ASSY,PLATE AND INSULATION				1	12
-190	348476	• COVER ASSY,PLATE AND INSTL				1	9
-191	38355	• SCREW,MACH-FIL H 6-32 X 3/8 LG			ATT PT	5	12
-191	250627	• SCREW, SOCKET HD NO. 6-32 X 3/8 LG			ATT PT	5	9
-192	6364	• WASHER,LOCK-SPLIT NO. 6 X 1/4 OD			ATT PT	5	
-193	257986	• WASHER,FL- NO. 6 X 0.312 OD			ATT PT	5	
-194	351022	• • PLATE,STRAIN RELIEF				1	12
-195	438550	• • SCREW,MACH-BIND HD 4-40 X 0.5 LG			ATT PT	2	12
-196	216210	• • SPACER, CARLE CONNECTOR				1	12
-197	216209	• • SUPPORT, CARD-CABLE CONNECTOR				1	12
-198	530920	• • BRACKET,RECEPTACLE MTG				1	12
-199	348474	• • PLATE,RECEPTACLE MTG				1	9
-200	38351	• • SCREW,MACH-FIL H 6-32 X 5/16 LG			ATT PT	2	
-201	62031	• • WASHER,LOCK-INT TEETH NO. 6 X 0.295 OD			ATT PT	2	
-202	528228	• • INSULATION,RUBBER				1	
-203	528226	• • COVER,HEAD MECHANISM REAR				1	
-204	1090395	• PIN, STRAIGHT				2	
-205	528268	• PIN,FILE PROTECT				1	
-206	528312	• GUIDE,FILE PROTECT PIN				1	
-207	528345	• HOUSING ASSY,REWIND PULLEY				2	
-208	38359	• SCREW,MACH FILLISTER HEAD			ATT PT	4	
-209	257986	• WASHER,FL- NO. 6 X 0.312 OD			ATT PT	4	
-210	6364	• WASHER,LOCK-SPLIT NO. 6 X 1/4 OD			ATT PT	4	
-211	250627	• • SCREW, SOCKET HD NO. 6-32 X 3/8 LG				1	
-212	6364	• • WASHER,LOCK-SPLIT NO. 6 X 1/4 OD				1	
-213	351039	• • WASHER,REWIND PULLEY				1	
-214	351046	• • RING,RETAINING BOWED				1	
-215	332752	• • BEARING,BALL,ANNULAR- 0.250"OD X 0.625				2	
-216	351041	• • SPACFR,REWIND PULLEY				1	
-217	351043	• • SHIM,REWIND PULLEY				AR	
-218	351044	• • SHIM				AR	
-219	528350	• • SHAFT ASSY,REWIND PULLEY				1	
-220	528353	• • • DISC,REWIND PULLEY DECORATIVE				1	
-221	351040	• • • SHAFT,REWIND PULLEY				1	

LIST AND INDEX NO.	PART NO.	DESCRIPTION	UNITS	USABLE
			PER ASSY	ON CODE
TAPE TRANSPORT ASSEMBLY -CONT				
39 -222	528352	• • • PULLEY,REWIND	1	
-223	351042	• • HOUSING,REWIND PULLEY	1	
-224	528311	• STUD,HEAD MTG	3	
-225	528507	• NUT,SPLINE	6	
-226	528491	• INSERT,PROLAY PIVOT	2	
-227	530701	• CASTING ASSY,TAPE TRANSPORT	1	
-228	161370	• • PIN,TAPERED,THREADED- 1-1/2 LG X NO. 2	2	
-229	535131	• • PLATE,MAIN CASTING,REAR	1	
-230	124987	• • SCREW,CAP,SOC HD- 1/4-20 X 1-1/4 LG	4	ATT PT
-231	3550	• • WASHER, FL 0.265 ID X 9/16 OD	4	ATT PT
-232	6935	• • LOCKWASHER	4	ATT PT
-233	535130	• • CASTING,TAPE TRANSPORT	1	
LH AND RH CLUTCH SHAFT ASSEMBLY				
40 -	530703	LH CLUTCH SHAFT ASSY SEE LIST 39-112 FOR NEXT HIGHER ASSY AND FIG. 40 FOR ILLUSTRATION		REF
-	530702	RH CLUTCH SHAFT ASSY SEE LIST 39-112 FOR NEXT HIGHER ASSY AND FIG. 40 FOR ILLUSTRATION		REF
- 1	516083	• LOCKNUT-BRG 7/8 DIA 4 1/8 IN. SLOTS	1	
- 2	139750	• WASHER,LOCK-EXT TEETH 1/2 X 0.875 OD	1	
- 3	320913	• BEARING,BALL ANNULAR- 0.472ID X 1.102 OD	2	
- 4	528309	• SPACER,REAR CLUTCH	1	
- 5	528395	• CLUTCH ASSY-MAG POWDER	2	
- 6	535628	• • COVER,CLUTCH	1	
- 7	337	• • SCREW,MACH-FIL H 8-32 X 3/8 LG	4	ATT PT
- 8	535627	• • SEAL,ROTOR	1	
- 9	332785	• • ROTOR-DR CLUTCH	1	
- 10	333208	• • GASKET	1	
- 11	332774	• • RING,RET	1	
- 12	535626	• • BEARING,BALL,SEALED	1	
- 13	515961	• • HOUSING ASSY-MAGNETIC PWR DR CLUTCH	1	
- 14	332784	• • BLOCK-DR CLUTCH	1	
- 15	104613	• • • SCREW,MACH-HEX SOC HD 8-32 X 1/2 LG	4	ATT PT
- 16	332780	• • • COIL ASSY-CLUTCH	1	
- 17	332765	• • • COMMUTATOR CLUTCH	1	
- 18	4636	• • • SCREW,MACH-FL CSK HD 8-32 X 3/8 LG	4	ATT PT
- 19	332779	• • • INSULATOR-CLUTCH	2	
- 20	515962	• • • HOUSING-CLUTCH	1	
- 21	12015	• KEY,WDF	3	
- 22	530735	• CAP,SPACER	2	
- 23	530736	• SPACER,BRAKE AND CLUTCH	2	
- 24	528390	• MAGNETIC POWER BRAKE ASSEMBLY USED ON ASSY 530703 ONLY SEE LIST 41 FOR DETAIL BREAKDOWN	1	
- 24	530704	• MAGNETIC POWDER BRAKE ASSY USED ON ASSY 530702 ONLY SEE LIST 41 FOR DETAIL BREAKDOWN	1	
- 25	530734	• SPACER,BRAKE FRONT	1	
- 26	530737	• SHAFT ASSY,REEL	1	
- 27	151276	• • PIN,TAPERED,PLAIN- 1 LG X NO. 2-0	1	
- 28	528302	• • HUB,DRIVE	1	
- 29	530738	• • SHAFT,REEL CLUTCH	1	
MAGNETIC POWDER BRAKE ASSEMBLY				
41 -	528390	MAGNETIC POWER BRAKE ASSEMBLY USED ON ASSY 530703 ONLY SEE LIST 40-24 FOR NEXT HIGHER ASSY AND FIG. 41 FOR ILLUSTRATION		REF



DETAIL A

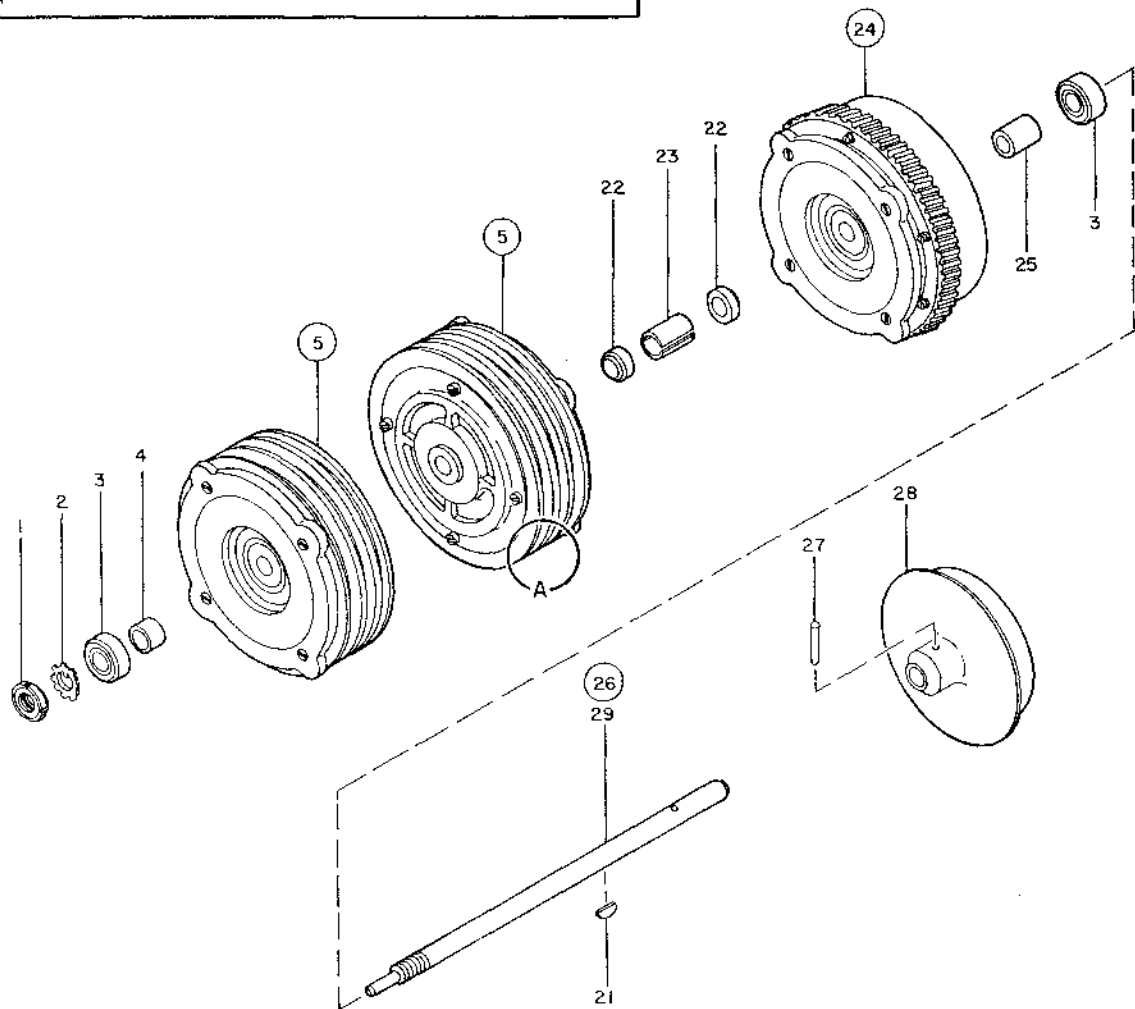


FIGURE 40. LH AND RH CLUTCH SHAFT ASSEMBLY. SEE LIST 40.

LIST AND INDEX NO.	PART NO.	DESCRIPTION				UNITS PER ASSY	USABLE ON CODE
		1	2	3	4		
		MAGNETIC POWDER BRAKE ASSEMBLY -CONT					
41 -	530704	MAGNETIC POWDER BRAKE ASSY USED ON ASSY 530702 ONLY SEE LIST 40-24 FOR NEXT HIGHER ASSY AND FIG. 41 FOR ILLUSTRATION				REF	
- 1	535528	• COVER, CLUTCH				1	
- 2	337	• SCREW, MACH-FIL H 8-32 X 3/8 LG				4	ATT PT
- 3	535527	• SEAL, ROTOR				1	
- 4	332802	• ROTOR-BK CLUTCH				1	
- 5	333208	• GASKET				1	
- 6	332774	• RING, RET				1	
- 7	535626	• BEARING, BALL, SEALED				1	
- 8	528500	• BRAKE ASSY, MAGNETIC USED ON ASSY 528390 ONLY				1	
- 8	530705	• BRAKE ASSY, RIGHT REEL USED ON ASSY 530704 ONLY				1	
- 9	332798	• • BLOCK-BK CLUTCH				1	
- 10	104613	• • SCREW, MACH-HEX SOC HD 8-32 X 1/2 LG				4	ATT PT
- 11	332780	• • COIL ASSY-CLUTCH				1	
- 12	332765	• • COMMUTATOR CLUTCH				1	
- 13	4636	• • SCREW, MACH-FL CSK HD 8-32 X 3/8 LG				4	ATT PT
- 14	332779	• • INSULATOR-CLUTCH				2	
- 15	528501	• • HOUSING ASSY, BREAK AND GEAR USED ON ASSY 528390 ONLY				1	
- 15	530706	• • HOUSING ASSY, BRAKE AND GEAR USED ON ASSY 530704 ONLY				1	
- 16	528502	• • • BLANK, GEAR				1	
- 17	38265	• • • SCREW, MACH-FIL H 4-40 X 7/16 LG				6	ATT PT
- 18	257984	• • • WASHER, LOCK- NO. 4 X 0.212 OD				6	ATT PT
- 19	2187	• • • RIVET, BRACKET				2	ATT PT
- 20	528503	• • • HOUSING, BREAK				1	
		CABLE AND JUMPER ASSEMBLY, COMPONENT PARTS					
42 -	NO NO.	CABLE AND JUMPER ASSY, COMPONENT PARTS SEE FIG. 42 FOR ILLUSTRATION				REF	
- 1	526285	• CONNECTOR				AR	9
- 1	526286	• CONNECTOR				AR	9
- 2	216209	• SUPPORT, CARD-CABLE CONNECTOR				AR	9
- 3	216210	• SPACER, CABLE CONNECTOR				AR	9
- 4	528675	• JUMPER ASSY				AR	9
- 5	528691	• • SOCKET, PIN				AR	9
- 6	216208	• CLAMP, CABLE CONNECTOR				AR	9
- 7	338238	• SCREW, MACH-RIND HD NO. 4-40 X 5116				AR	9
- 8	1103744	• WASHER, PLATEN LATCH				AR	9
- 9	109262	• TERMINAL, LUG				AR	9
- 10	317002	• RESISTOR, 220 OHM				AR	9
- 11	528691	• SOCKET, PIN				AR	
- 12	528026	• PLUG, 15 CONTACTS				AR	12
- 13	113750	• CLIP				AR	
- 14	204790	• SOCKET, 24 POS				AR	2
- 15	528134	• ADAPTER				AR	12
- 16	237327	• CLAMP-CABLE				AR	12
- 17	186961	• TERMINAL, LUG				AR	12
- 18	310939	• TERMINAL, LUG				AR	12
- 19	268169	• CONNECTOR				AR	9
- 20	216230	• CONNECTOR, PUTT				AR	9
- 21	591007	• TERMINATOR				AR	9
- 22	598626	• TERMINATION, COAXIAL				AR	9
- 23	204283	• CONNECTOR, RECP, ELEC- 4 FEMALE CONTACTS				AR	
- 24	515975	• RECEPTACLE- 12 FEMALE CONTACTS				AR	
- 25	528135	• SOCKET, 15 CONTACTS				AR	12
- 26	528246	• RECEPTACLE, HEAD				AR	12
- 26	528222	• PLUG, HEAD				AR	6
- 27	313391	• LUG, TERMINAL				AR	



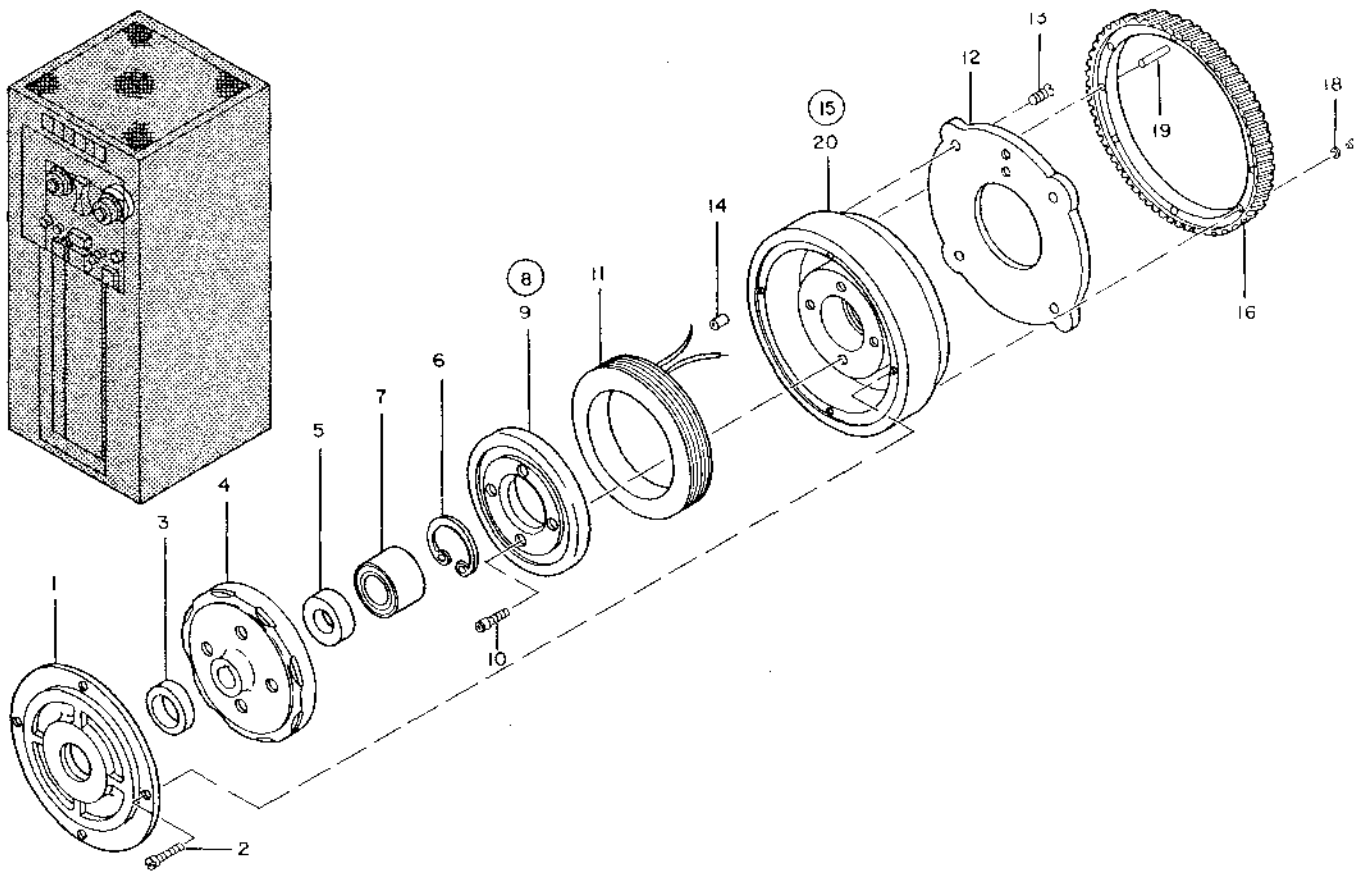


FIGURE 41. MAGNETIC POWDER BRAKE ASSEMBLY. SEE LIST 41

LIST AND INDEX NO.	PART NO.	DESCRIPTION				UNITS PER ASSY	USABLE ON CODE
		1	2	3	4		
CABLE AND JUMPER ASSEMBLY, COMPONENT PARTS -CONT							
42 - 28	528136	•	RECEPTACLE, MALE			AR	2
- 29	528137	•	RECEPTACLE, FEMALE			AR	2
- 30	523176	•	CONNECTOR, 2-WAY			AR	9
- 31	596224	•	CONTACT			AR	9
- 31	598041	•	CONTACT			AR	9
- 32	103331	•	CLIP			AR	12
- 32	92786	•	TERMINAL, LUG			AR	9
- 33	205990	•	CONNECTOR, PLUG, ELEC- 4 FEMALE CONTACTS			AR	17
- 34	518005	•	LUG			AR	17
- 35	333220	•	SOCKET			AR	9
- 36	368222	•	TERMINAL, NO. 8 STUD 16-14 WIRE			AR	17
- 37	535084	•	SOCKET			AR	17
- 37	535082	•	SOCKET			AR	17
- 38	535087	•	PIN			AR	17
- 39	535086	•	SOCKET			AR	17
- 40	535083	•	PIN			AR	17
- 40	535085	•	PIN			AR	17
- 40	535679	•	PIN, GROUND			AR	17
- 41	115186	•	CLIP			AR	2
- 42	124933	•	PLUG-AUX			AR	9
- 43	135052	•	TERMINAL, TAPERED			AR	17
- 44	187243	•	PLUG			AR	9
- 44	802570	•	PLUG, TAPER PIN, TERMINAL			AR	17
- 45	526288	•	CONNECTOR, CABLE READ			AR	9
- 45	526287	•	CONNECTOR, CABLE			AR	10
- 46	186964	•	TERMINAL, LUG- 14-16 AWG NO. 9 MTG SLOT			AR	10
- 46	186965	•	TERMINAL, LUG-SPADE			AR	9
- 46	187410	•	TERMINAL, LUG- 16-18 AWG NO. 10 MTG SLOT			AR	9
- 47	364471	•	TERMINAL, SLIP ON			AR	

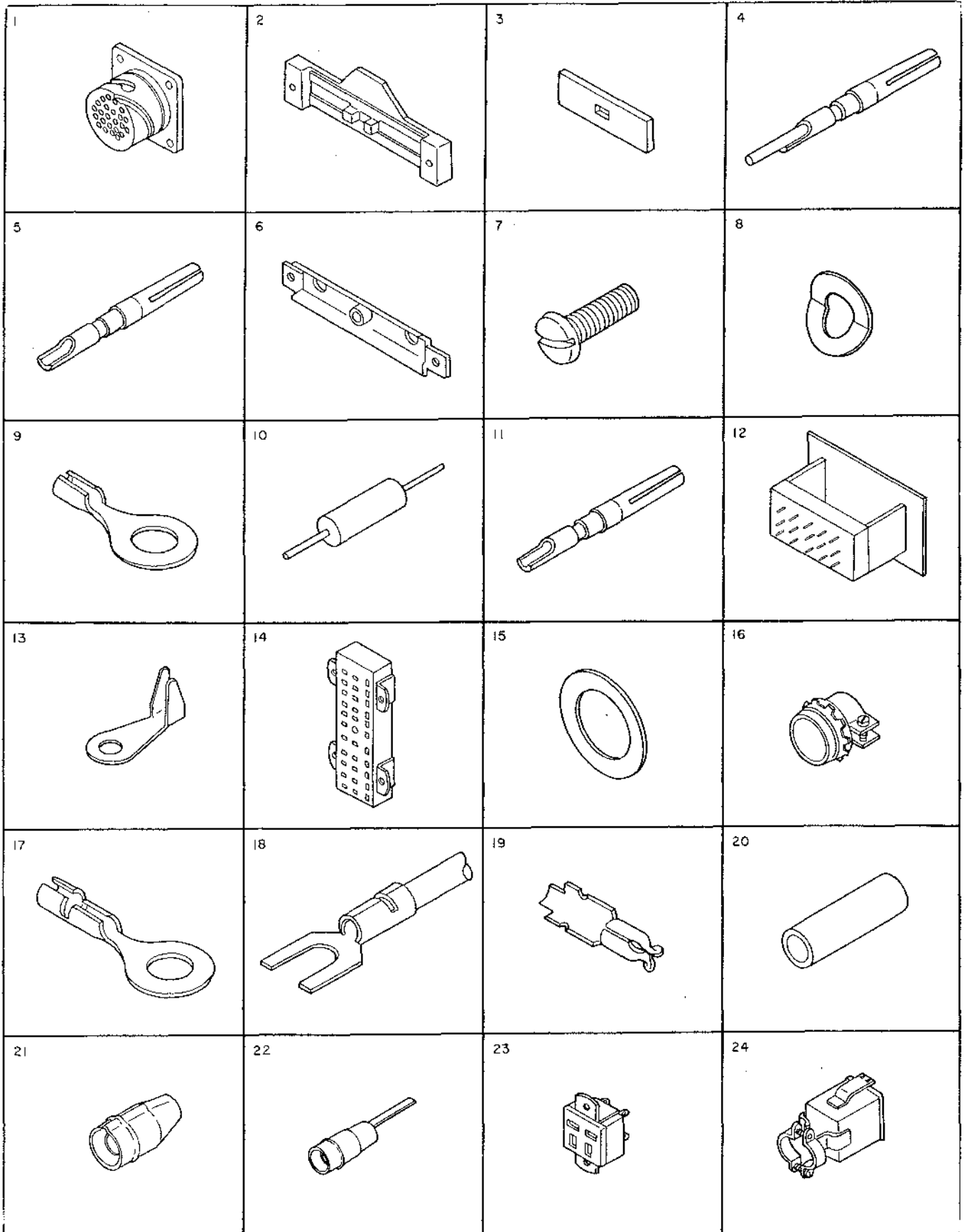


FIGURE 42. CABLE AND JUMPER ASSEMBLY COMPONENT PARTS. SHEET 1 OF 3. INDEX NOS. 1-24. SEE LIST 42.

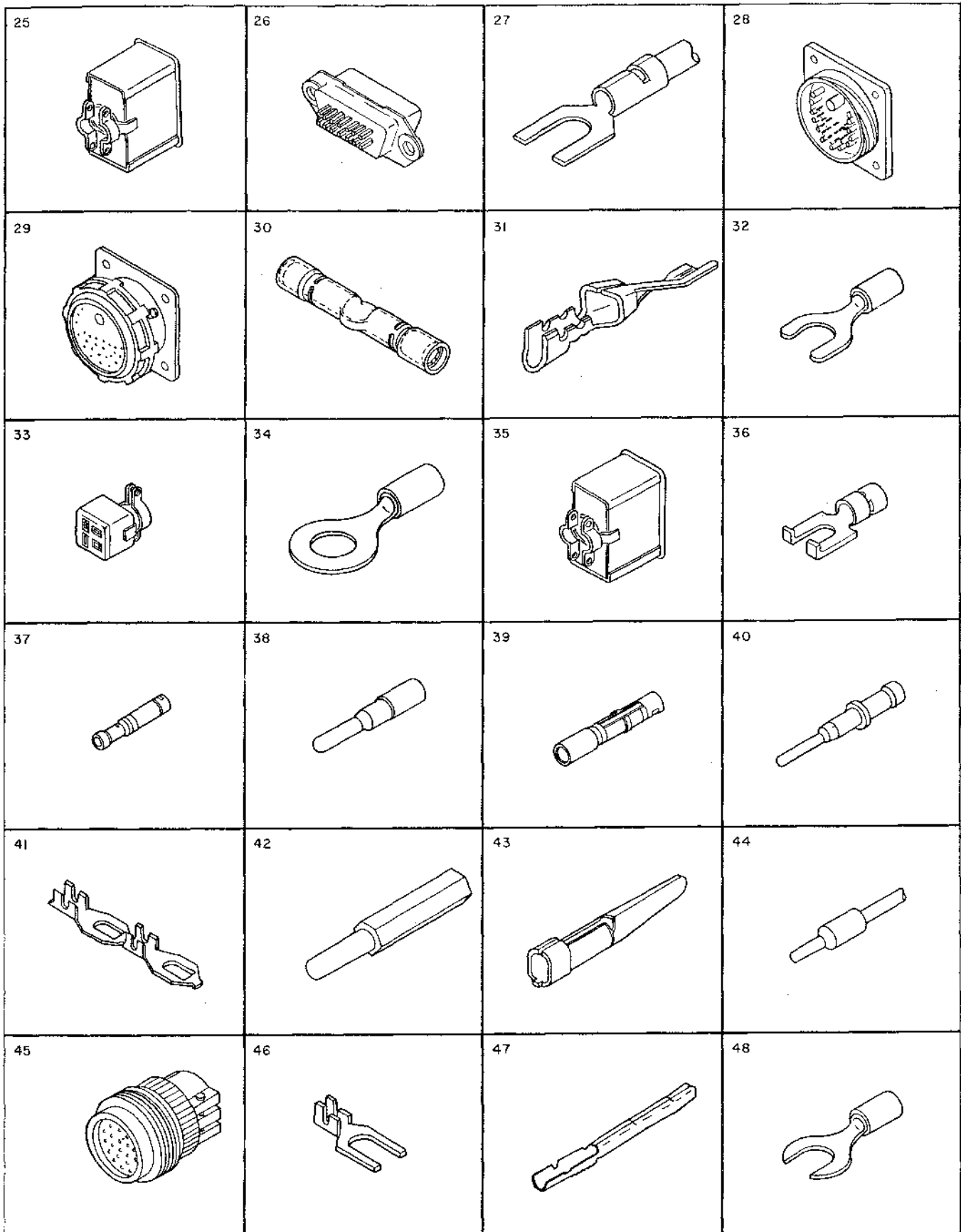


FIGURE 42. CABLE AND JUMPER ASSEMBLY COMPONENT PARTS. SHEET 2 OF 3 INDEX NOS. 25-48. SEE LIST 42.

LIST AND INDEX NO.	PART NO.	DESCRIPTION				UNITS PER ASSY	USABLE ON CODE
		1	2	3	4		
		CABLE AND JUMPER ASSEMBLY, COMPONENT PARTS -CONT					
42 - 48	186967				• TERMINAL, LUG- 20-26 AWG NO. 6 MTG SLOT	AR	9
- 49	359695				• TERMINAL, LUG	AR	17
- 50	259740				• TERMINAL, INSULATED	AR	17
- 51	179007				• TERMINAL, LUG-TAPER 20 AWG	AR	2
- 52	187243				• PLUG	AR	
- 52	360433				• CONNECTOR, TAPERED	AR	12
- 52	802570				• PLUG, TAPER PIN, TERMINAL	AR	
- 53	92784				• TERMINAL, LUG	AR	
- 53	2101326				• TERMINAL, LUG- 10-12 AWG NO. 10 MTG HOLE	AR	
- 53	2101327				• TERMINAL, INSULATED	AR	17
- 54	218809				• TERMINAL, LUG- 14-16 AWG NO. 10 MTG HOLE	AR	
- 55	218807				• TERMINAL	AR	17
- 56	186968				• TERMINAL, RING	AR	17
- 56	303723				• TERMINAL, LUG- 14-16 AWG NO. 10 MTG HOLE	AR	2
- 56	303724				• TERMINAL, LUG	AR	17
- 56	334910				• TERMINAL, LUG	AR	
- 56	334932				• TERMINAL, LUG 16-22 AWG NO. 10	AR	17
- 56	334921				• TERMINAL, LUG- 16-22 AWG NO. 6 MTG HOLE	AR	
- 56	360370				• TERMINAL, LUG	AR	17
- 56	518452				• TERMINAL, RING	AR	17

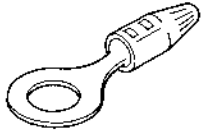
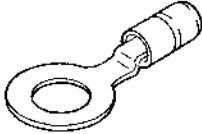
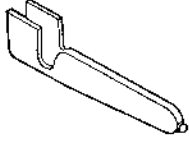
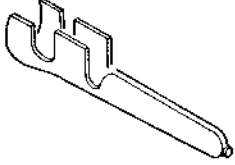
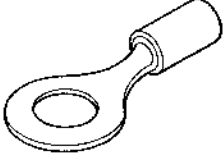


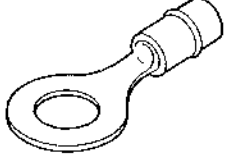
49 	50 	51 	52 
53 	54 	55 	56 

FIGURE 42. CABLE AND JUMPER ASSEMBLY, COMPONENT PARTS, SHEET 3 OF 3, INDEX NOS. 49-56, SEE LIST 42.

# FEATURES

## GROUP ASSEMBLY PARTS LIST

### SECTION II

LIST AND INDEX NO.	PART NO.	DESCRIPTION	UNITS PER ASSY	USABLE ON CODE
		TWO CHANNEL SWITCHING ASSEMBLY		
1 ~	570043	TAPE SWITCHING UNIT SEE FIG. 1 FOR ILLUSTRATION	1	10
- 1	598246	• MACHINE HALF ASSEMBLY	4	10
- 2	236849	• SCREW, MACH, BIND HD-NO 10-32 X 1/4 LG ATT PT	32	10
- 3	598253	• • PLATE ASSY	1	10
- 4	598251	• • GUIDE, MTG, LH	1	10
- 5	598247	• • GUIDE, MTG, RH	1	10
- 6	598252	• • COVER	1	10
- 7	573973	• PANEL, CONNECTOR	1	10
- 8	38452	• SCREW, MACH-FL CSK HD 8-32 X 5/16 LG ATT PT	7	10
- 9	573971	• HINGE, CONNECTOR PANEL	1	10
- 10	34512	• SCREW, MACH-BIND, HD 8-32 X 3/8 LG ATT PT	7	10
- 11	528011	• BRACKET, LATCH	3	10
- 12	10170	• SCREW, MACH-BIND HD 6-32 X 1/4 LG ATT PT	12	10
- 13	528013	• STUD, LATCH	3	10
- 14	528014	• PIN, LATCH	3	10
- 15	528012	• SPRING, COMPRESSION	3	10
- 16	573974	• BRACKET, LATCH	1	10
- 17	34512	• SCREW, MACH-BIND, HD 8-32 X 3/8 LG ATT PT	4	10
- 18	573970	• BRACKET, LATCH	1	10
- 19	34512	• SCREW, MACH-BIND, HD 8-32 X 3/8 LG ATT PT	4	10
- 20	573965	• COVER, A.C. POWER, RIGHT	1	10
- 21	10170	• SCREW, MACH-BIND HD 6-32 X 1/4 LG	5	10
- 22	535846	• BRACKET, CAPACITOR	2	10
- 23	81693	• SCREW, MACH-BIND HD NO 6-32 X 3/8 LG ATT PT	4	10
- 24	535845	• CAPACITOR ASSY	1	10
- 25	317272	• • RESISTOR, 47K OHMS, P/M 5 PERCENT, 2W	3	10
- 26	526205	• • CAPACITOR	1	10
- 27	32042	• SCREW, MACH-BIND HD, NO. 10-32 X 3/8 LG	1	10
- 28	56079	• WASHER, LOCK-EXT TEETH NO. 10 X 0.410 OD	1	10
- 29	369224	• CONTACTOR, MAGNETIC	1	10
- 30	81693	• SCREW, MACH-BIND HD NO 6-32 X 3/8 LG ATT PT	2	10
- 31	573964	• PANEL ASSY	1	10
- 32	34512	• SCREW, MACH-BIND, HD 8-32 X 3/8 LG ATT PT	4	10
- 33	138756	• • LABEL, VOLTAGE WARNING	1	10
- 34	535847	• • OUTLET, CONVENIENCE	1	10
- 35	38235	• • SCREW, MACH-FIL H 6-32 X 5/16 LG ATT PT	1	10
- 36	177687	• • CLAMP-CABLE	1	10
- 37	186759	• • SCREW, MACH-BIND HD 8-32 X 1/32 LG ATT PT	1	10
- 38	574006	• • CAP, SOCKET, ACCESS	1	10
- 39	55726	• • SCREW, MACH-BIND HD NO. 6-32 X 3/16 LG ATT PT	4	10
- 40	526516	• • CONNECTOR, FEMALE INSERT	1	10
- 41	526517	• • RECEPTACLE, 13 POSITION	1	10
- 42	338238	• • SCREW, MACH-BIND HD NO. 4-40 X 5/16 LG ATT PT	8	10
- 43	526522	• • LATCH ASSY, CONNECTOR	2	10
- 44	526250	• • • BEARING, PULLY	2	10
- 45	186759	• • • SCREW, MACH-BIND HD 8-32 X 1/32 LG ATT PT	2	10
- 46	1090873	• • • WASHER, LOCK-SPLIT NO. 8 X 0.055 OD ATT PT	2	10
- 47	257189	• • • NUT, PLAIN, HEX- 8-32 X 11/32 FL W ATT PT	2	10
- 48	526521	• • • ROLLER, CONNECTOR LATCH	2	10
- 49	526519	• • • BRACKET, CONNECTOR MTG	1	10
- 50	128455	• • SWITCH, TOGGLE-DPDT 2 CKT DBL BREAK	3	10
- 51	530997	• • INDICATOR, AMBER LENS	1	10
- 52	530998	• • INDICATOR, RED LENS	1	10
- 53	5303966	• • DIODE ASSY, SWITCH TO CONNECTOR	2	10
- 54	609687	• • • CONTACT	1	10

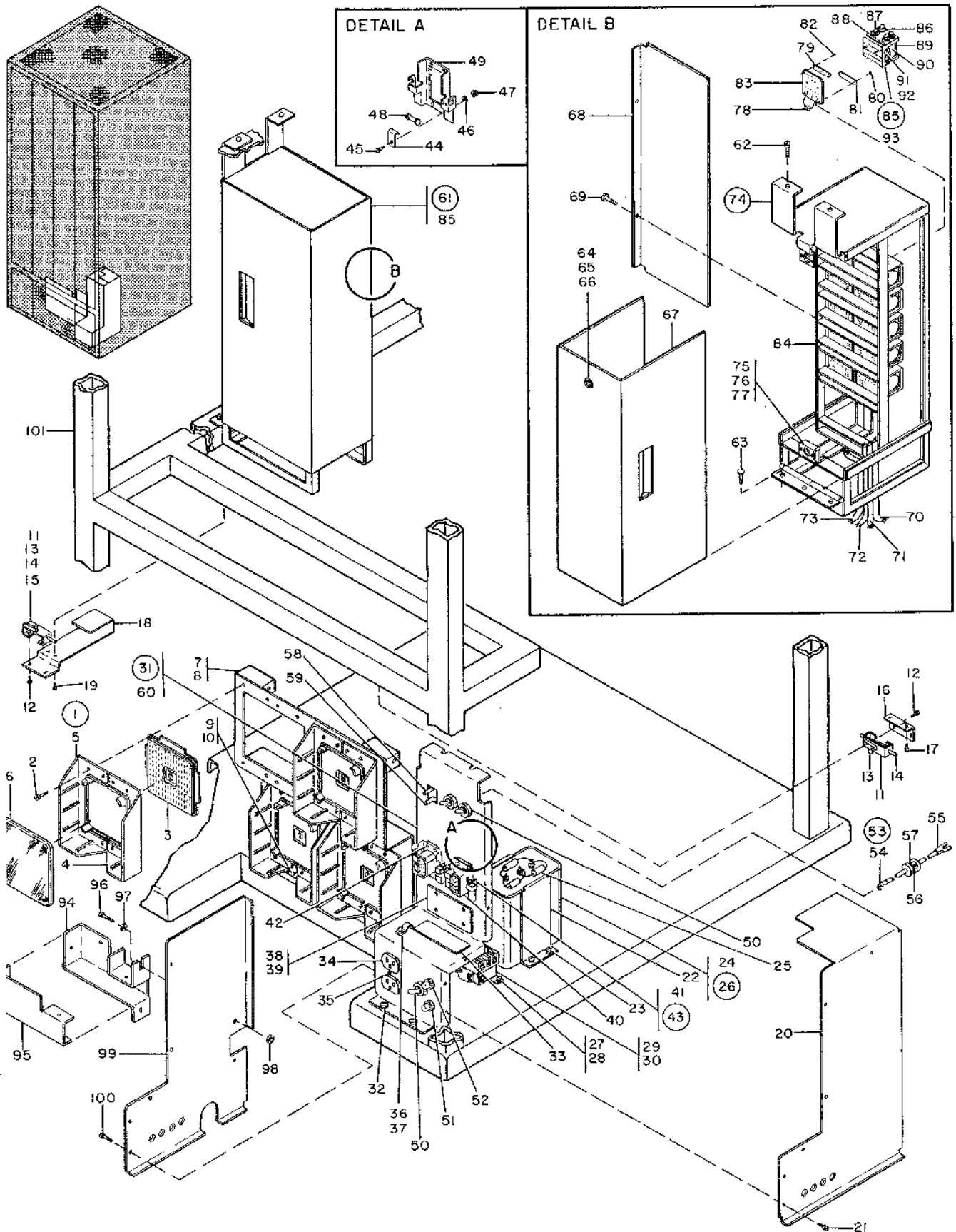


FIGURE 1. TWO CHANNEL SWITCHING ASSEMBLY. SEE LIST 1

LIST AND INDEX NO.	PART NO.	DESCRIPTION	UNITS PER ASSY	USABLE ON CODE
		TWO CHANNEL SWITCHING ASSEMBLY -CONT		
1 - 55	115186	• • • CLIP	1	10
- 56	352374	• • • TUBING,PLASTIC CLEAR	1	10
- 57	333264	• • • DIODE, JUNCTION-TYPE P	1	10
- 58	573969	• • CABLE ASSY,CONNECTOR SEE LIST 2 FOR COMPONENT PARTS	1	10
- 59	574005	• • CABLE ASSY,SWITCHING CONTROL SEE LIST 2 FOR COMPONENT PARTS	1	10
- 60	573963	• • PANEL,A.C. POWER	1	10
- 61	575328	• RELAY GATE AND CABLE ASSY	1	10
- 62	183875	• THUMBSCREW,TRANSFER POSTER TANK	2	10
- 63	120211	• SCREW,MACH-HEX HD 10-32 X 1/2 LG	3	10
- 64	231741	• • CAMLOC	2	10
- 65	312573	• • GROMMET,FASTENER	2	10
- 66	312575	• • RING,SNAP	2	10
- 67	573977	• COVER,RELAY GATE,FRONT	1	10
- 68	573978	• COVER,RELAY GATE,REAR	1	10
- 69	10170	• • SCREW,MACH-BIND HD 6-32 X 1/4 LG	2	10
- 70	574011	• CABLE ASSY,INTERNAL-B SEE LIST 2 FOR COMPONENT PARTS	1	10
- 71	574010	• • CABLE ASSY,INTERNAL-A SEE LIST 2 FOR COMPONENT PARTS	1	10
- 72	575322	• • CABLE ASSY,SELECT LINES,SWITCHING SEE LIST 2 FOR COMPONENT PARTS	1	10
- 73	574012	• • CABLE ASSY,RELAY TO CARD SEE LIST 2 FOR COMPONENT PARTS	1	10
- 74	573980	• GATE ASSY,TAPE SWITCHING,RELAY	1	10
- 75	528138	• • RECEPTACLE,CAMLOC	2	10
- 76	38364	• • • SCREW,MACH-FIL H 8-32 X 3/16 LG	4	10
- 77	55901	• • • WASHER,LOCK-EXT TEETH NO. 8 X 0.381 OD	4	10
- 78	5303965	• • • DIODE ASSY	2	10
- 79	159946	• • • CLIP-TERM MLDG	12	10
- 80	198363	• • • SCREW,THD FORMING-BIND HD NO.4 X 1/2	36	10
- 81	284424	• • • CLIP, MOLDING-BOTTOM	2	10
- 82	198363	• • • SCREW,THD FORMING-BIND HD NO.4 X 1/2	6	10
- 83	159943	• • • MOLDING ASSY-TERM	12	10
- 84	573975	• • • FRAME	1	10
- 85	344554	• RELAY ASSY	12	10
- 86	104976	• • SCREW,MACH-HEX WASH HD 5-40 X 11/32 LG	3	10
- 87	159930	• • HOLDER	1	10
- 88	338388	• CONTACT,WIRE	24	10
- 89	196194	• CORE AND YOKE ASSY-MAGNET	1	10
- 90	344552	• COIL ASSY	1	10
- 91	196192	• ARM	1	10
- 92	155043	• • SPRING,HELICAL,COMPR- 8.5 TURNS LH	2	10
- 93	344560	• • PLATE ASSEMBLY	1	10
- 94	573967	• ADAPTER,A.C. RACEWAY	1	10
- 95	573968	• COVER,RACEWAY ADAPTER	1	10
- 96	322060	• SCREW,MACH,BIND HD,NO. 6-32 X 3/8 LG	5	10
- 97	56722	• WASHER,LOCK-EXT TEETH NO. 6 X 5/16 OD	1	10
- 98	38051	• NUT,PLAIN,HEX- 6-32 X 1/4 FL W	1	10
- 99	573966	• COVER,A.C. POWER,LEFT	1	10
-100	10170	• SCREW,MACH-BIND HD 6-32 X 1/4 LG	5	10
-101	573981	• FRAME,TAPE SWITCHING,MODIFICATION DWG ALT FROM PART NO. 528100	1	10
		CABLE AND JUMPER ASSEMBLY,COMPONENT PARTS		
2 -	NO NO.	CABLE AND JUMPER ASSY,COMPONENT PARTS SEE FIG. 2 FOR ILLUSTRATION	REF	
- 1	334910	• TERMINAL, LUG	AR	10
- 1	334921	• TERMINAL,LUG- 16-22 AWG NO. 6 MTG HOLE	AR	10
- 2	187243	• PLUG	AR	10
- 3	535082	• SOCKET	AR	10
- 3	535084	• SOCKET	AR	10



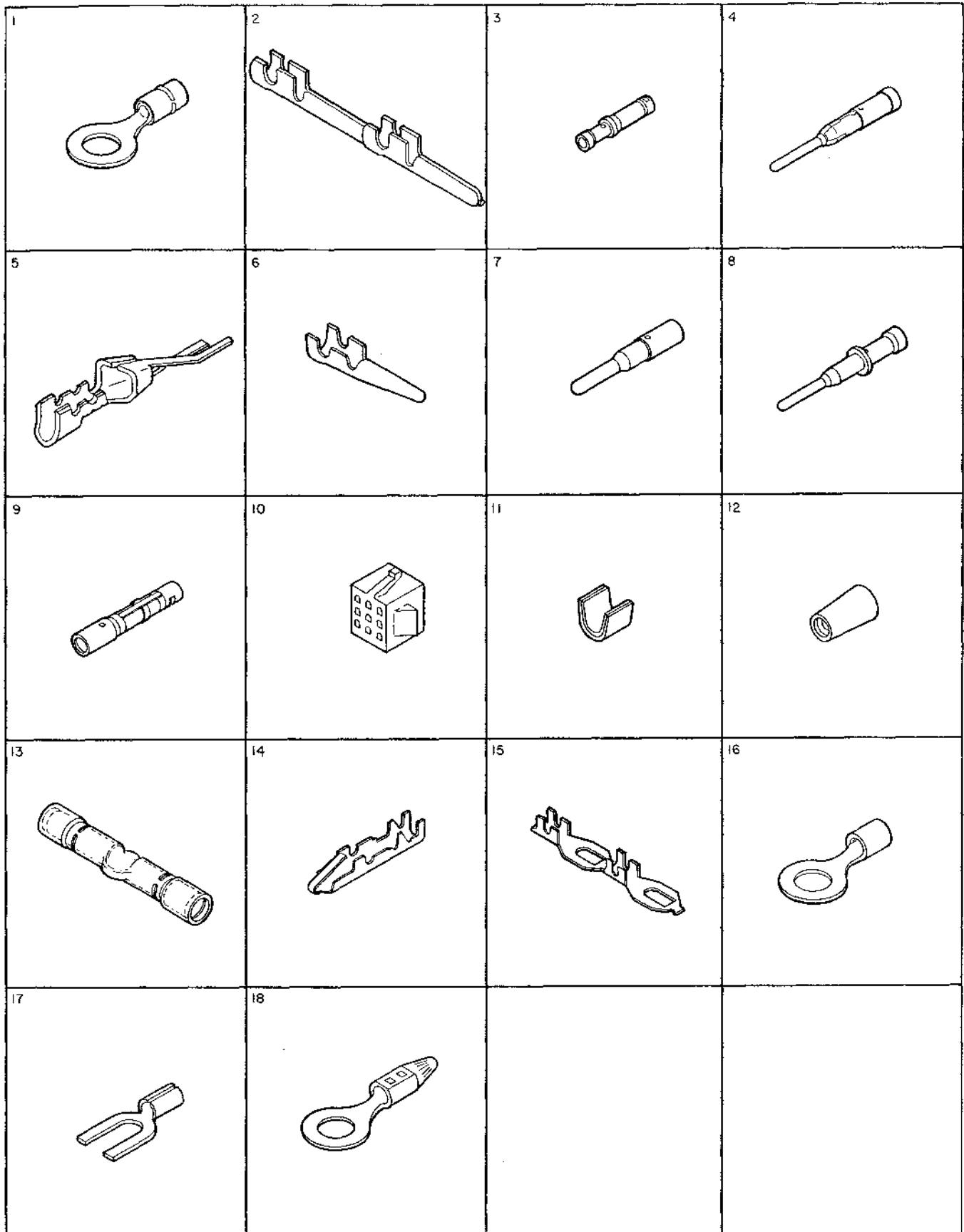



FIGURE 2. CABLE AND JUMPER ASSEMBLY COMPONENT PARTS. SEE LIST 2.

LIST AND INDEX NO.	PART NO.	DESCRIPTION				UNITS PER ASSY	USABLE ON CODE
		1	2	3	4		
		CABLE AND JUMPER ASSEMBLY, COMPONENT PARTS -CONT					
2 - 4	535085	•	PIN			AR	10
- 5	598041	•	CONTACT			AR	10
- 5	596224	•	CONTACT			AR	10
- 6	518216	•	PLUG			AR	10
- 7	535087	•	PIN			AR	10
- 8	535083	•	PIN			AR	10
- 9	535086	•	SOCKET			AR	10
- 10	569879	•	RECEPTACLE			AR	10
- 11	518217	•	COLLAR			AR	10
- 12	523171	•	CONNECTOR			AR	10
- 13	523176	•	CONNECTOR, 2-WAY			AR	10
- 14	609687	•	CONTACT			AR	10
- 15	115186	•	CLIP			AR	10
- 16	518005	•	LUG			AR	10
- 17	103331	•	CLIP			AR	10
- 18	359695	•	TERMINAL, LUG			AR	10



# PART 3

## NUMERICAL INDEX

PART NO.	SPARE PART	SECTION, LIST AND INDEX NO.	PART NO.	SPARE PART	SECTION, LIST AND INDEX NO.	PART NO.	SPARE PART	SECTION, LIST AND INDEX NO.
92		1- 22 - 20	4636-CONT		1- 41 - 13	6935-CONT		1- 8 -180
99		1- 20 - 7	5471		1- 8 -250			1- 8 -297
		1- 26 - 37	5528		1- 2 -218			1- 13 - 10
		1- 26 - 48			1- 3 - 5			1- 18 - 21
119		1- 26 - 65			1- 4 - 10			1- 18 - 35
221		1- 28 - 56			1- 4 - 13			1- 27 - 18
		1- 28 - 46			1- 4 - 20			1- 27 - 33
		1- 28 - 85			1- 4 - 24			1- 28 - 16
232		1- 28 - 99			1- 4 - 26			1- 28 - 25
		1- 8 - 27			1- 17 - 16			1- 29 - 3
		1- 39 -142			1- 26 - 14			1- 29 - 15
266		1- 15 - 9	5644		1- 6 - 50			1- 30 - 48
337		1- 6 -132			1- 7 - 30			1- 30 - 52
		1- 40 - 7			1- 13 - 50			1- 33 - 5
		1- 41 - 2	5677		1- 26 - 18			1- 39 -120
358		1- 8 -194	5963		1- 37 - 30			1- 39 -232
		1- 39 - 36	6318		1- 8 -234	7341		1- 37 - 26
420		1- 37 - 23	6364		1- 2 - 23	7991		1- 16 -116
443		1- 2 -220			1- 3 - 38			1- 39 - 10
		1- 8 - 32			1- 3 - 47			1- 6 - 86
		1- 22 - 13			1- 4 - 54	8163		1- 1 - 25
		1- 36 - 27			1- 4 -117	9092		1- 1 - 34
		1- 36 - 45			1- 4 -136			1- 1 - 51
		1- 36 - 50			1- 6 - 20			1- 2 - 6
		1- 39 -167			1- 6 - 32			1- 2 - 32
		1- 39 -170			1- 6 - 52			1- 2 - 40
		1- 39 -185			1- 6 - 68			1- 2 - 52
453		1- 8 - 50			1- 6 -106			1- 2 - 59
845		1- 11 - 18			1- 8 - 7			1- 2 - 64
		1- 39 - 91			1- 8 -153			1- 2 - 68
1413		1- 30 - 38			1- 8 -163			1- 2 - 77
2031		1- 39 -123			1- 9 - 52			1- 2 - 81
2032		1- 29 - 8			1- 13 - 51			1- 2 - 90
2187		1- 41 - 19			1- 23 - 3			1- 2 -110
2300		1- 3 -103			1- 26 - 3			1- 2 -116
		1- 12 - 21			1- 27 - 43			1- 2 -140
		1- 16 - 40			1- 27 - 47A			1- 2 -144
		1- 16 - 96			1- 27 - 60			1- 2 -148
		1- 17 - 13			1- 27 - 71			1- 2 -164
		1- 30 - 64			1- 27 - 75			1- 2 -168
		1- 30 - 67			1- 27 - 78			1- 2 -180
		1- 30 - 70			1- 27 -100			1- 2 -187
2384		1- 1 - 24			1- 28 - 55			1- 2 -191
2650		1- 22 - 25			1- 31 - 27			1- 2 -221
2899		1- 22 - 10			1- 35 - 9			1- 3 - 59
2903		1- 9 - 45			1- 35 - 9			1- 3 - 64
2994		1- 26 - 61			1- 39 - 50			1- 3 - 85
3350		1- 34 - 11			1- 39 - 74			1- 3 - 94
3550		1- 2 - 86			1- 39 -115			1- 4 - 41
		1- 2 - 96			1- 39 -192			1- 4 - 45
		1- 2 -132			1- 39 -210			1- 4 - 59
		1- 4 - 30			1- 39 -212			1- 4 - 79
		1- 18 - 22	6503		1- 26 - 59			1- 4 - 83
		1- 18 - 36	6935		1- 2 - 85			1- 4 - 88
		1- 29 - 14			1- 2 - 95			1- 4 - 93
		1- 39 -231			1- 2 -131			1- 4 - 97
3960		1- 13 - 11			1- 4 - 32			1- 4 -101
		1- 18 - 37			1- 8 - 37			1- 4 -113
4636		1- 18 - 14			1- 8 - 45			1- 4 -125
		1- 40 - 18			1- 8 -115			1- 4 -132

PART NO.	SPARE PART	SECTION, LIST AND INDEX NO.	PART NO.	SPARE PART	SECTION, LIST AND INDEX NO.	PART NO.	SPARE PART	SECTION, LIST AND INDEX NO.
9092-CONT		1- 4 -144	10170-CONT		1- 32 - 12	22478-CONT		1- 31 - 48
		1- 4 -148			1- 33 - 13			1- 32 - 25
		1- 4 -157			1- 33 - 31			1- 39 - 3
		1- 4 -161			1- 35 - 6			1- 39 - 70
		1- 4 -165			2- 1 - 12			1- 39 - 93
		1- 4 -172			2- 1 - 21			1- 39 -110
		1- 4 -193			2- 1 - 69			1- 39 -124
		1- 4 -197			2- 1 -100			1- 1 - 55
		1- 4 -202		10309	1- 8 - 84		22867	1- 39 -130
		1- 4 -209			1- 36 - 42		23096	1- 7 - 7
		1- 4 -214		11598	1- 1 - 33		23815	1- 7 - 16
		1- 4 -218			1- 2 - 31			1- 2 -197
		1- 5 - 27			1- 2 -117		23857	1- 39 - 61
		1- 8 - 3			1- 3 - 58		23931	1- 8 - 83
		1- 8 - 12			1- 3 - 96		24107	1- 36 - 43
		1- 8 - 23			1- 4 - 42			1- 39 - 63
		1- 8 - 29			1- 4 - 46		24511	1- 13 - 3
		1- 8 - 33			1- 6 - 88		24752	1- 13 - 7
		1- 8 -157			1- 6 - 91			1- 39 -108
		1- 8 -195			1- 6 -129		24958	1- 7 - 18
		1- 8 -231			1- 6 -154		25627	1- 1 - 88
		1- 8 -238			1- 8 - 30			1- 1 - 99
		1- 9 - 25			1- 9 - 24			1- 1 -117
		1- 13 - 64			1- 13 - 65			1- 2 - 14
		1- 13 - 87			1- 13 - 88			1- 8 - 66
		1- 18 - 67			1- 15 - 10			1- 13 - 5
		1- 22 - 14			1- 18 - 68			1- 13 - 18
		1- 25 - 3			1- 26 - 21			1- 13 - 25
		1- 25 - 6			1- 26 - 30			1- 14 - 27
		1- 26 - 20			1- 26 - 35			1- 18 - 58
		1- 26 - 29			1- 26 - 42			1- 22 - 7
		1- 26 - 34			1- 26 - 53			1- 26 - 23
		1- 26 - 41			1- 27 - 20			1- 30 - 24
		1- 26 - 46			1- 27 -123			1- 32 - 3
		1- 26 - 52			1- 30 - 62			1- 33 - 26
		1- 26 - 62			1- 36 - 48		25793	1- 8 -253
		1- 27 - 21		11891	1- 15 - 17		25891	1- 8 -101
		1- 27 - 30		11898	1- 7 - 14			1- 8 -266
		1- 27 - 96			1- 7 - 19			1- 13 - 85
		1- 27 -122		12015	1- 40 - 21			1- 18 - 65
		1- 28 - 22		12953	1- 4 -174			1- 27 -121
		1- 28 - 40		15889	1- 1 - 92		25895	1- 28 - 24
		1- 28 - 45			1- 1 - 93			1- 29 - 13
		1- 28 - 50		18082	1- 1 - 85		25984	1- 7 - 8
		1- 28 - 84			1- 1 -107		28413	1- 1 - 79
		1- 28 - 88			1- 1 -108			1- 2 -158
		1- 28 - 98			1- 3 -224			1- 8 -136
		1- 30 - 61		19587	1- 16 - 69			1- 8 -149
		1- 36 - 28			1- 19 - 78			1- 8 -159
		1- 36 - 47			1- 39 - 32			1- 8 -163
	1- 36 - 51	19944	1- 1 - 58		1- 8 -167			
	1- 39 - 38		1- 27 - 54		1- 6 -186			
	1- 39 -143		1- 36 - 35		1- 8 -191			
	1- 39 -168	20038	1- 6 -136		1- 8 -228			
	1- 39 -171	22066	1- 37 - 24		1- 13 - 22			
	1- 39 -186	22342	1- 10 - 18		1- 19 - 84			
10170		1- 1 - 77		1- 1 - 89		1- 19 - 99		
		1- 3 - 8		1- 2 - 15		1- 19 -107		
		1- 4 - 63		1- 3 -105		1- 20 - 5		
		1- 4 -105		1- 4 - 66		1- 28 - 8		
		1- 5 - 22		1- 4 -110		1- 28 - 39		
		1- 6 - 74		1- 4 -185		1- 28 - 82		
		1- 6 -148		1- 4 -189		1- 28 - 97		
		1- 8 - 98		1- 8 - 20		1- 32 - 15		
		1- 11 - 14		1- 8 -201		1- 32 - 19		
		1- 14 - 6		1- 9 - 49	28564	1- 39 -133		
		1- 15 - 5		1- 9 - 57	29961	1- 6 - 54		
		1- 17 - 20		1- 22 - 9	32042	1- 2 - 48		
		1- 19 - 15		1- 25 - 24		1- 2 -119		
		1- 19 - 82		1- 26 - 57		1- 2 -199		
		1- 19 - 95		1- 27 - 38		1- 2 -202		
		1- 19 -117		1- 27 - 59		1- 3 - 81		
		1- 21 - 3		1- 27 - 67		1- 3 -107		
		1- 25 - 17		1- 28 - 80		1- 8 -104		
		1- 27 - 47		1- 30 - 16		1- 8 -230		
		1- 27 - 59		1- 30 - 21		1- 25 - 2		
	1- 31 - 8		1- 30 - 56		1- 25 - 5			
	1- 31 - 26		1- 31 - 14		1- 27 - 95			
	1- 31 - 31		1- 31 - 18		1- 27 -120			
	1- 32 - 8		1- 31 - 22		1- 28 - 48			

PART NO.	SPARE PART	SECTION, LIST AND INDEX NO.	PART NO.	SPARE PART	SECTION, LIST AND INDEX NO.	PART NO.	SPARE PART	SECTION, LIST AND INDEX NO.
32042-CONT		1- 31 - 35	38265		1- 39 - 77	45690-CONT		1- 33 - 18
		1- 33 - 16			1- 39 - 86			1- 36 - 46
32617		2- 1 - 27			1- 39 - 95			1- 36 - 59
		1- 3 - 22			1- 39 -103			1- 37 - 11
34512		1- 26 - 44			1- 41 - 17			1- 39 - 37
		1- 1 - 6	38346		1- 3 -101			1- 39 -172
		1- 1 - 8	38348		1- 39 - 81			1- 39 -187
		1- 1 - 13			1- 39 - 98	45960		1- 8 - 13
		1- 1 - 66	38350		1- 4 -135	47242		1- 2 - 7
		1- 1 - 81			1- 6 - 36			1- 2 - 41
		1- 1 - 84	38351		1- 8 - 6			1- 2 - 49
		1- 2 -151			1- 8 -151			1- 2 - 53
		1- 3 - 68			1- 8 -161			1- 2 - 60
		1- 13 - 67			1- 24 - 25			1- 2 - 65
		1- 15 - 43			1- 39 -200			1- 2 - 69
		1- 15 - 43	38352		1- 6 - 19			1- 2 - 78
		1- 27 - 66			1- 6 -105			1- 2 - 82
		1- 27 - 84			1- 7 - 34			1- 2 - 91
		1- 27 -116			1- 39 -191			1- 2 -111
		1- 28 - 5	38353		1- 3 - 46			1- 2 -115
		1- 31 - 20			1- 36 - 54			1- 2 -120
		2- 1 - 10	38354		1- 12 - 7			1- 2 -141
		2- 1 - 17			1- 17 - 9			1- 2 -145
		2- 1 - 19			1- 26 - 2			1- 2 -149
		2- 1 - 32			1- 39 - 73			1- 2 -165
35739		1- 2 - 9			1- 39 -114			1- 2 -169
		1- 6 -113			1- 39 -180			1- 2 -181
		1- 17 - 22	38359		1- 39 -208			1- 2 -188
		1- 25 - 31	38364		2- 1 - 76			1- 2 -192
		1- 30 - 10	38368		1- 12 - 16			1- 2 -200
		1- 31 - 3			1- 12 - 29			1- 2 -203
		1- 39 - 52			1- 28 - 92			1- 3 - 82
36109		1- 2 - 56	38380		1- 8 - 11			1- 3 - 86
		1- 2 -172	38383		1- 3 - 63			1- 3 - 95
		1- 2 -195			1- 6 - 90			1- 3 -110
		1- 3 - 55	38432		1- 4 -121			1- 4 - 40
		1- 4 - 33			1- 4 -181			1- 4 - 60
		1- 4 -154	38433		1- 10 - 17			1- 4 - 80
		1- 8 - 38	38443		1- 28 - 66			1- 4 - 84
		1- 27 - 34			1- 37 - 21			1- 4 - 89
		1- 28 - 26	38452		1- 27 - 93			1- 4 - 94
		1- 29 - 4			1- 28 - 37			1- 4 - 98
		1- 29 - 17			2- 1 - 8			1- 4 -102
36112		1- 2 - 55	38454		1- 27 - 62			1- 4 -114
		1- 4 -152	38457		1- 4 - 91			1- 4 -126
36823		1- 6 - 27	38574		1- 27 - 99			1- 4 -133
36844		1- 2 - 84	38686		1- 8 -296			1- 4 -145
		1- 2 - 94			1- 18 - 34			1- 4 -149
		1- 7 -130	38688		1- 27 - 32			1- 4 -158
		1- 8 -114			1- 29 - 2			1- 4 -162
		1- 8 -179			1- 39 -118			1- 4 -166
		1- 13 - 9	43525		1- 6 -138			1- 4 -173
37913		1- 38 - 28	44171		1- 2 -210			1- 4 -194
38051		1- 35 - 10	45624		1- 1 - 48			1- 4 -198
		1- 35 - 10			1- 37 - 8			1- 4 -203
38235		2- 1 - 98	45639		1- 24 - 3			1- 4 -210
		1- 2 - 19	45677		1- 24 - 6			1- 4 -215
		1- 3 - 34	45690		1- 1 - 35			1- 4 -219
		1- 6 - 76			1- 2 - 33	47987		1- 1 - 46
		1- 6 - 78			1- 6 -112	48594		1- 3 - 78
		1- 13 - 78			1- 8 - 24			1- 11 - 25
		1- 21 - 24			1- 8 -196			1- 11 - 32
		1- 23 - 12			1- 9 - 26	49814		1- 18 - 18
		1- 38 - 33			1- 9 - 30			1- 28 - 44
		1- 39 - 49			1- 13 - 63			1- 28 - 83
		2- 1 - 35			1- 13 - 86			1- 28 - 96
38250		1- 39 - 45			1- 18 - 66	52597		1- 37 - 7
38259		1- 34 - 2			1- 19 - 16	53287		1- 11 - 2
38262		1- 4 -139			1- 26 - 19			1- 11 - 6
		1- 6 - 56			1- 26 - 28			1- 11 - 9
		1- 6 - 59			1- 26 - 33			1- 5 - 18
		1- 6 - 97			1- 26 - 40			1- 8 - 93
		1- 34 - 24			1- 26 - 45			1- 8 -142
		1- 39 - 57			1- 26 - 51			1- 8 -142
38263		1- 12 - 10			1- 26 - 63			1- 8 -146
		1- 17 - 6			1- 28 - 49			1- 8 -248
38264		1- 6 -152			1- 30 - 60			1- 9 - 35
		1- 12 - 24			1- 31 - 37			1- 10 - 13
		1- 14 - 21			1- 32 - 17			1- 11 - 5
		1- 17 - 3			1- 32 - 21			1- 11 - 8

PART NO.	SPARE PART	SECTION, LIST AND INDEX NO.	PART NO.	SPARE PART	SECTION, LIST AND INDEX NO.	PART NO.	SPARE PART	SECTION, LIST AND INDEX NO.
55725-CONT		1- 13 - 39	58207-CONT		1- 31 - 46	81693-CONT		1- 35 - 7
		1- 15 - 45			1- 33 - 35			2- 1 - 23
		1- 18 - 7	59647		1- 4 - 153			2- 1 - 30
		1- 18 - 29	59648		1- 2 - 194	81766		1- 26 - 60
		1- 18 - 56	60646		1- 2 - 213			1- 30 - 72
		1- 18 - 60			1- 19 - 23	81779		1- 8 - 53
		1- 24 - 5			1- 24 - 10	82353		1- 19 - 29
		1- 24 - 21			1- 30 - 3			1- 26 - 7
		1- 24 - 32			1- 30 - 7	83606		1- 1 - 138
		1- 27 - 103			1- 30 - 17			1- 8 - 172
		1- 30 - 29			1- 30 - 22	91373		1- 36 - 14
55901		2- 1 - 39			1- 30 - 25	92650		1- 15 - 46
		1- 3 - 74			1- 30 - 39	92743		1- 19 - 7
		1- 12 - 17			1- 30 - 57	92784		1- 42 - 53
		1- 12 - 22			1- 30 - 65	92786		1- 42 - 32
		1- 12 - 30			1- 30 - 68	94635		1- 35 - 14
		1- 13 - 33			1- 30 - 71	95878		1- 19 - 10
		1- 17 - 14			1- 31 - 13	101086		1- 3 - 60
		1- 21 - 6			1- 31 - 17	101706		1- 4 - 192
		1- 23 - 21			1- 31 - 21			1- 8 - 237
		1- 26 - 24			1- 31 - 40			1- 1 - 100
		1- 27 - 63			1- 31 - 47	101923		1- 2 - 153
		1- 27 - 125			1- 32 - 4	102691		1- 2 - 174
		1- 28 - 6			1- 32 - 24			1- 22 - 15
		1- 28 - 101			1- 33 - 10	103196		1- 12 - 31
		1- 29 - 19			1- 33 - 21	103330		1- 42 - 32
		2- 1 - 77			1- 33 - 27	103331		2- 2 - 17
55918		1- 3 - 109			1- 33 - 36			1- 37 - 15
56079		1- 5 - 31			1- 39 - 52	103893		1- 37 - 3
		1- 8 - 189	62031		1- 6 - 51	104338		1- 40 - 15
		1- 28 - 51			1- 7 - 31	104613		1- 41 - 10
		1- 32 - 28			1- 7 - 35			1- 38 - 40
		1- 36 - 58			1- 28 - 3	104696		1- 9 - 40
		2- 1 - 20			1- 30 - 11	104750		1- 22 - 18
56121		1- 6 - 155			1- 30 - 30	104754		1- 3 - 99
		1- 28 - 9			1- 31 - 4	104763		1- 16 - 2
		1- 30 - 49			1- 31 - 9	104976		1- 16 - 20
		1- 30 - 53			1- 31 - 28			1- 16 - 31
		1- 30 - 74			1- 31 - 32			2- 1 - 85
		1- 31 - 36			1- 32 - 9			1- 1 - 3
		1- 32 - 16			1- 32 - 13	105792		1- 8 - 207
		1- 32 - 20			1- 33 - 14	105826		1- 16 - 45
		1- 32 - 31			1- 33 - 32			1- 19 - 50
		1- 33 - 17			1- 37 - 19			1- 39 - 16
56313		1- 37 - 25			1- 39 - 181			1- 8 - 208
56722		1- 8 - 132			1- 39 - 201	105832		1- 16 - 46
		1- 23 - 9	64288		1- 8 - 36			1- 19 - 51
		1- 23 - 13	65756		1- 27 - 106			1- 39 - 17
		1- 24 - 26	70078		1- 1 - 123	105835		1- 8 - 219
		1- 35 - 8			1- 1 - 125			1- 16 - 65
		1- 35 - 8			1- 8 - 111			1- 19 - 73
		2- 1 - 97	72828		1- 1 - 50			1- 39 - 23
58207		1- 1 - 68	75449		1- 29 - 16	107177		1- 8 - 222
		1- 1 - 86	76574		1- 4 - 183			1- 16 - 67
		1- 1 - 94	77063		1- 4 - 187			1- 19 - 76
		1- 8 - 48			1- 8 - 233	109262		1- 42 - 9
		1- 8 - 61			1- 15 - 8	110129		1- 6 - 157
		1- 8 - 64	78916		1- 2 - 11	110775		1- 8 - 200
		1- 8 - 88	80351		1- 13 - 73			1- 39 - 2
		1- 8 - 134			1- 18 - 52	111351		1- 8 - 199
		1- 8 - 169			1- 39 - 51			1- 39 - 11
		1- 8 - 198	80817		1- 35 - 12	113750		1- 42 - 13
		1- 10 - 3	80818		1- 32 - 5	115186		1- 42 - 41
		1- 13 - 32	80880		1- 33 - 28			2- 1 - 55
		1- 15 - 7			1- 3 - 1			2- 2 - 15
		1- 15 - 12	81404		1- 10 - 6	115552		1- 8 - 225
		1- 15 - 32			1- 1 - 75			1- 16 - 70
		1- 15 - 32			1- 3 - 12			1- 19 - 79
		1- 18 - 24			1- 3 - 44			1- 39 - 33
		1- 18 - 39			1- 3 - 71			1- 8 - 216
		1- 19 - 39			1- 3 - 88	117102		1- 39 - 25
		1- 19 - 45			1- 8 - 71			1- 7 - 12
		1- 19 - 92			1- 8 - 131	117921		1- 7 - 20
		1- 19 - 97			1- 17 - 19			1- 8 - 130
		1- 19 - 101			1- 18 - 2	118615		1- 2 - 58
		1- 28 - 72			1- 19 - 112	120211		1- 2 - 63
		1- 28 - 75			1- 23 - 8			1- 2 - 67
		1- 28 - 87			1- 28 - 2			1- 3 - 84
		1- 31 - 12			1- 34 - 6			1- 4 - 58
		1- 31 - 16			1- 35 - 7			1- 4 - 78

PART NO.	SPARE PART	SECTION, LIST AND INDEX NO.	PART NO.	SPARE PART	SECTION, LIST AND INDEX NO.	PART NO.	SPARE PART	SECTION, LIST AND INDEX NO.
120211-CONT		1- 4 - 82 1- 4 - 87 1- 4 - 92 1- 4 - 96 1- 4 -112 1- 4 -143 1- 4 -160 1- 4 -164 1- 4 -171 1- 4 -196 1- 4 -201 1- 4 -208 1- 4 -213 1- 4 -217 1- 8 - 2 1- 13 - 62 1- 36 - 39 2- 1 - 63 1- 8 -270 1- 16 - 56 1- 19 - 62 1- 8 -210 1- 16 - 54 1- 19 - 53 1- 19 - 60 1- 19 - 64 1- 39 - 19 1- 16 - 51 1- 19 - 57 1- 8 -214 1- 8 -217 1- 16 - 61 1- 19 - 68 1- 19 - 71 1- 39 - 23 1- 39 - 26 1- 8 -205 1- 8 -220 1- 16 - 44 1- 19 - 49 1- 19 - 74 1- 39 - 14 1- 39 - 29 1- 8 -204 1- 16 - 42 1- 19 - 47 1- 39 - 13 1- 4 -147 1- 16 -119 1- 8 - 49 1- 16 - 63 1- 19 - 70 1- 17 - 23 1- 16 - 43 1- 19 - 48 1- 24 - 19 1- 1 - 2 1- 1 - 2 1- 30 - 13 1- 19 - 44 1- 8 -117 1- 42 - 42 1- 39 -230 1- 7 - 10 1- 7 - 23 1- 8 -211 1- 16 - 48 1- 16 - 55 1- 16 - 58 1- 19 - 54 1- 19 - 61 1- 19 - 65 1- 39 - 20 1- 16 - 53 1- 19 - 59 1- 6 -117 1- 6 -119 1- 2 - 74 1- 21 - 25 1- 23 - 16	128455-CONT 128543 129147 129243 129244 129245 129246 129247 129248 129654 130118 130359 130434 130435 132622 132665 132666 132667 132779 134986 135052 138447 138756 139050 139326 139450 139750 139766 140425 141071 141344 141431 141964 141967 141968 141969 141971 141977	2- 1 - 50 1- 8 -110 1- 3 - 54 1- 4 - 29 1- 16 -107 1- 16 -107 1- 16 -108 1- 16 -108 1- 16 -109 1- 16 -109 1- 16 -110 1- 16 -111 1- 16 -111 1- 16 -112 1- 16 -112 1- 4 - 44 1- 36 - 2 1- 36 - 9 1- 9 - 41 1- 8 -256 1- 2 - 5 1- 2 -109 1- 2 -139 1- 2 -143 1- 2 -147 1- 2 -163 1- 2 -167 1- 2 -179 1- 2 -186 1- 2 -190 1- 4 -100 1- 4 -124 1- 4 -131 1- 4 -156 1- 8 - 22 1- 1 - 59 1- 36 - 36 1- 7 - 25 1- 16 -115 1- 16 -115 1- 35 - 17 1- 16 -117 1- 16 -117 1- 16 -118 1- 28 - 29 1- 6 -153 1- 42 - 43 1- 8 -206 1- 39 - 15 1- 5 - 25 2- 1 - 33 1- 4 - 31 1- 39 -132 1- 8 - 4 1- 8 - 28 1- 8 - 34 1- 40 - 2 1- 22 - 16 1- 5 - 26 1- 8 -156 1- 8 -180 1- 3 -100 1- 6 - 94 1- 6 - 96 1- 39 -126 1- 8 -212 1- 16 - 49 1- 19 - 55 1- 39 - 21 1- 16 - 52 1- 16 - 62 1- 19 - 58 1- 19 - 69 1- 8 -215 1- 39 - 24 1- 16 - 59 1- 19 - 66 1- 16 - 67 1- 19 - 63 1- 16 - 50	141977-CONT 141978 141981 145059 149878 149898 150209 150640 151276 154350 154548 155043 156807 156909 159821 159822 159928 159929 159930 159941 159942 159943 159944 159945 159946 159952 160027 161351 161370 165594 165595 165798 165799 166522 171063 171135 173211 173213 173218 176407 177687 177982 177988 179007 179151 179442 180528 180831 180894	1- 19 - 56 1- 8 -213 1- 39 - 22 1- 16 - 60 1- 19 - 67 1- 22 - 17 1- 16 - 4 1- 16 - 18 1- 16 - 33 1- 3 - 52 1- 39 - 69 1- 36 - 32 1- 38 - 29 1- 36 - 20 1- 40 - 27 1- 8 -223 1- 16 - 68 1- 19 - 80 1- 39 - 31 1- 6 - 87 1- 16 - 8 1- 16 - 28 1- 16 - 37 2- 1 - 92 1- 4 - 22 1- 8 -218 1- 16 - 64 1- 19 - 72 1- 39 - 27 1- 39 - 55 1- 39 - 56 1- 16 - 19 1- 16 - 32 1- 16 - 3 2- 1 - 87 1- 16 - 86 1- 16 - 85 1- 16 - 83 2- 1 - 83 1- 16 - 74 1- 16 - 74 1- 16 - 72 1- 16 - 75 2- 1 - 79 1- 8 - 56 1- 4 - 1 1- 4 -106 1- 8 -251 1- 39 -121 1- 39 -228 1- 8 -221 1- 16 - 66 1- 19 - 75 1- 39 - 30 1- 8 -226 1- 16 - 71 1- 19 - 77 1- 39 - 34 1- 22 - 27 1- 22 - 24 1- 34 - 15 1- 22 - 12 1- 22 - 21 1- 8 -203 1- 39 - 12 1- 7 - 6 1- 16 - 41 1- 19 - 46 1- 19 - 38 1- 24 - 20 2- 1 - 36 1- 7 - 13 1- 7 - 21 1- 8 - 67 1- 42 - 51 1- 22 - 23 1- 22 - 28 1- 1 - 2 1- 22 - 19 1- 18 - 20		



PART NO.	SPARE PART	SECTION LIST AND INDEX NO.	PART NO.	SPARE PART	SECTION LIST AND INDEX NO.	PART NO.	SPARE PART	SECTION LIST AND INDEX NO.
182803		1- 6 - 62	196204		1- 16 - 5	219549-CONT		1- 37 - 16
183841		1- 1 - 14	196207		1- 16 - 30			1- 39 - 46
183875		2- 1 - 62			1- 16 - 30	219641		1- 39 - 8
186685		1- 16 - 10	196212		1- 16 - 36	220032		1- 8 - 55
		1- 16 - 10	196215		1- 16 - 34	220856		1- 13 - 83
186688		1- 16 - 27			1- 1 - 122			1- 18 - 63
186697		1- 16 - 24	196299		1- 1 - 127	221110		1- 27 - 36
186700		1- 16 - 21			1- 16 - 73	221538		1- 34 - 17
186701		1- 16 - 26	198363		1- 16 - 75	221790		1- 19 - 86
186702		1- 16 - 23			1- 16 - 77			1- 27 - 124
186705		1- 16 - 14			1- 16 - 80			1- 28 - 100
186758		1- 2 - 99			1- 16 - 82			1- 29 - 18
		1- 2 - 103			2- 1 - 80			1- 33 - 9
		1- 2 - 122			2- 1 - 82			1- 34 - 29
		1- 2 - 126	198981		1- 19 - 27			1- 38 - 24
		1- 2 - 134	199435		1- 1 - 134	223528		1- 18 - 73
		1- 18 - 9	203801		1- 25 - 23			1- 19 - 1
		1- 23 - 20	204283		1- 42 - 23	223642		1- 13 - 31
		1- 30 - 6	204362		1- 1 - 131			1- 19 - 91
186759		1- 1 - 96	204464		1- 11 - 11	226570		1- 5 - 8
		1- 3 - 90	204499		1- 13 - 82			1- 8 - 25
		1- 4 - 5			1- 18 - 62	227161		1- 8 - 246
		1- 4 - 7	204500		1- 13 - 81	227349		1- 30 - 36
		1- 4 - 17			1- 18 - 61	227379		1- 31 - 33
		1- 4 - 65	204616		1- 36 - 57	231737		1- 22 - 1
		1- 4 - 109	204790		1- 42 - 14	231741		1- 12 - 1
		1- 4 - 206	205329		1- 16 - 114			1- 19 - 110
		1- 8 - 123			1- 16 - 114			1- 20 - 1
		1- 8 - 127	205331		1- 14 - 19			2- 1 - 64
		1- 8 - 144			1- 16 - 113	233881		1- 9 - 37
		1- 8 - 155			1- 16 - 113	233882		1- 9 - 34
		1- 8 - 268			1- 17 - 716	233888		1- 9 - 38
		1- 13 - 28	205990		1- 42 - 33	236849		1- 1 - 136
		1- 13 - 42	207344		1- 27 - 105			1- 2 - 161
		1- 13 - 44	208222		1- 27 - 26			1- 2 - 184
		1- 13 - 60	208529		1- 20 - 15			1- 3 - 10
		1- 13 - 90	208529		1- 2 - 25			1- 22 - 5
		1- 14 - 15	209001		1- 28 - 89			1- 27 - 29
		1- 14 - 28	209897		1- 8 - 70			1- 28 - 21
		1- 18 - 5	210883		1- 18 - 51			1- 30 - 47
		1- 18 - 12			1- 19 - 5			1- 30 - 51
		1- 18 - 70	210884		1- 19 - 31			1- 32 - 27
		1- 19 - 35			1- 18 - 50			1- 32 - 30
		1- 20 - 14			1- 19 - 4			2- 1 - 2
		1- 21 - 18	210984		1- 19 - 30	237327		1- 42 - 16
		1- 27 - 2			1- 18 - 48	237380		1- 26 - 12
		1- 27 - 6			1- 19 - 2			1- 30 - 18
		1- 27 - 11			1- 19 - 28	237455		1- 13 - 23
		1- 27 - 14	210987		1- 18 - 49	250627		1- 39 - 191
		1- 27 - 110	212482		1- 17 - 21			1- 39 - 211
		1- 27 - 113	212822		1- 12 - 13			1- 19 - 92
		1- 28 - 60			1- 17 - 25	250714		1- 10 - 7
		1- 28 - 78	214221		1- 10 - 2	251759		1- 6 - 72
		1- 30 - 15	214447		1- 22 - 26	251970		1- 6 - 95
		1- 30 - 20	214459		1- 16 - 16			1- 9 - 16
		1- 30 - 55	215679		1- 9 - 39			1- 12 - 5
		1- 32 - 23	216076		1- 28 - 64			1- 36 - 30
		2- 1 - 37	216083		1- 12 - 8	251989		1- 3 - 31
		2- 1 - 45			1- 17 - 7	252706		1- 1 - 21
186923		1- 6 - 8	216085		1- 8 - 62	252816		1- 19 - 9
186961		1- 42 - 17			1- 8 - 62	253219		1- 25 - 32
186964		1- 42 - 46			1- 8 - 106	253267		1- 39 - 175
186965		1- 42 - 46	216091		1- 12 - 9			1- 39 - 188
186967		1- 34 - 9			1- 17 - 5	253332		1- 17 - 706
		1- 42 - 48	216206		1- 8 - 105	253740		1- 42 - 50
186968		1- 42 - 56	216207		1- 8 - 107	255886		1- 3 - 40
187243		1- 42 - 44	216208		1- 42 - 6	257186		1- 1 - 29
		1- 42 - 52	216209		1- 39 - 197			1- 4 - 36
		2- 2 - 2			1- 42 - 2			1- 36 - 6
187410		1- 42 - 46	216210		1- 39 - 196			1- 39 - 59
187466		1- 19 - 6			1- 42 - 3	257187		1- 2 - 22
187470		1- 19 - 32	216215		1- 12 - 12			1- 3 - 37
189844		1- 8 - 209			1- 17 - 34			1- 4 - 56
		1- 16 - 47			1- 42 - 20			1- 4 - 116
		1- 19 - 52	216230		1- 8 - 108			1- 7 - 32
		1- 39 - 18	218807		1- 42 - 55			1- 8 - 133
196192		2- 1 - 91	216231		1- 23 - 18			1- 19 - 12
196194		2- 1 - 89	218809		1- 42 - 54			1- 21 - 7
196197		1- 16 - 1	219549		1- 1 - 47			1- 23 - 10
196202		1- 16 - 7			1- 37 - 9			1- 23 - 14

PART NO.	SPARE PART	SECTION AND INDEX NO.	PART NO.	SPARE PART	SECTION AND INDEX NO.	PART NO.	SPARE PART	SECTION AND INDEX NO.
257187-CONT		1- 27 - 44	257986-CONT		1- 24 - 27	313652-CONT		1- 1 -106
		1- 27 - 72			1- 27 - 70			1- 1 -113
		1- 27 -101			1- 39 - 75			1- 1 -115
		1- 31 - 29			1- 39 -193	313746		1- 1 -114
257188		1- 11 - 41			1- 39 -209	315902		1- 16 -102
257189		1- 1 - 82	263717		1- 6 -101	316103		1- 8 -187
		1- 1 - 91	265059		1- 1 -129			1- 26 -REF
		1- 2 - 16			1- 1 -131	316104		1- 26 - 64
		1- 2 -205			1- 13 - 70			1- 29 -REF
		1- 2 -212			1- 18 - 54	316105		1- 26 - 47
		1- 9 - 29	265195		1- 9 - 51			1- 28 -REF
		1- 9 - 43	265869		1- 1 -102	316106		1- 25 - 36
		1- 9 - 47	284424		1- 15 - 79			1- 27 -REF
		1- 9 - 55			2- 1 - 81	316108		1- 29 - 20
		1- 13 - 19	300607		1- 13 - 57	316109		1- 27 - 31
		1- 13 - 26	300742		1- 11 - 12			1- 28 - 27
		1- 14 - 9	300791		1- 13 - 79			1- 29 - 1
		1- 16 -106	301461		1- 14 - 18	316110		1- 27 - 35
		1- 17 - 17	301768		1- 27 - 46			1- 29 - 23
		1- 19 - 24	302088		1- 1 - 43			1- 28 - 5
		1- 21 - 19			1- 12 - 26	316112		1- 27 - 92
		1- 23 - 22			1- 25 - 14	316113		1- 26 - 10
		1- 24 - 9	302089		1- 1 - 42	316114		1- 27 - 94
		1- 25 - 26			1- 12 - 25	316115		1- 27 -115
		1- 26 - 25			1- 25 - 13	316116		1- 28 - 43
		1- 27 - 56	302090		1- 1 - 40	316117		1- 28 - 95
		1- 27 - 65			1- 12 - 23	316120		1- 28 - 36
		1- 31 - 23			1- 13 - 35	316121		1- 26 - 13
		1- 31 - 41			1- 14 - 20	316122		1- 28 - 38
		2- 1 - 47			1- 17 - 2	316123		1- 28 -102
257494		1- 4 - 72			1- 25 - 11	316124		1- 27 -126
257622		1- 2 - 39	302131		1- 1 - 44	316125		1- 28 - 91
		1- 2 - 51			1- 12 - 27	316126		1- 28 - 93
		1- 2 - 76			1- 13 - 37	316127		1- 28 - 81
		1- 2 - 80			1- 17 - 4	316128		1- 28 - 66
		1- 2 - 89			1- 25 - 15	316129		1- 28 - 74
257700		1- 3 - 20	303516		1- 1 - 97	316130		1- 28 - 71
257800		1- 27 - 87	303577		1- 1 - 39	316131		1- 28 - 77
		1- 28 - 28			1- 25 - 33	316132		1- 27 -109
257965		1- 38 - 10	303644		1- 34 - 12	316133		1- 27 -112
257968		1- 4 - 69	303723		1- 42 - 56	316134		1- 27 -115
257970		1- 11 - 21	303724		1- 42 - 56	316135		1- 27 - 27
257971		1- 6 -109	304417		1- 38 - 20	316136		1- 27 - 45
257973		1- 4 - 51	304478		1- 27 - 37	316137		1- 27 - 23
		1- 39 - 43			1- 27 - 49			1- 28 - 19
257982		1- 3 - 61	304877		1- 2 -196	316138		1- 27 - 97
257983		1- 8 -252	307918		1- 11 - 3	316139		1- 28 - 18
257984		1- 4 -140	308704		1- 16 - 76	316140		1- 28 - 32
		1- 6 - 9			1- 16 - 76	316141		1- 27 - 98
		1- 6 - 98	308824		1- 10 - 10	316142		1- 28 - 31
		1- 34 - 25	308894		1- 8 - 46	316143		1- 5 - 30
		1- 39 - 58	309720		1- 39 -159			1- 27 -102
		1- 39 - 78	310939		1- 42 - 18	316144		1- 28 - 33
		1- 39 - 87	312469		1- 27 - 19	316145		1- 28 - 34
		1- 39 - 96			1- 26 - 17	316146		1- 28 - 42
		1- 39 -104			1- 30 - 42	316147		1- 28 - 41
		1- 41 - 18			1- 33 - 6	316148		1- 29 - 12
257985		1- 4 -141	312573		1- 12 - 3	316149		1- 28 - 47
		1- 6 - 10			1- 19 -109	316150		1- 27 - 61
		1- 6 - 57			1- 20 - 2	316151		1- 28 - 62
		1- 6 - 60			1- 22 - 2	316152		1- 28 - 63
		1- 36 - 31			2- 1 - 65	316153		1- 27 - 97
		1- 39 - 79	312575		1- 12 - 2	316154		1- 26 - 10
		1- 39 - 88			1- 19 -108	316156		1- 26 - 8
		1- 39 - 97			1- 20 - 3	316157		1- 27 - 82
		1- 39 -105			1- 22 - 3			1- 28 - 58
257986		1- 2 - 24			2- 1 - 66	316163		1- 5 - 29
		1- 3 - 48	312615		1- 2 -205			1- 27 - 79
		1- 4 - 55			1- 2 -211			1- 28 - 52
		1- 4 -118	313136		1- 34 - 7	316164		1- 27 - 1
		1- 4 -137	313391		1- 42 - 27			1- 27 - 4
		1- 6 - 33	313453		1- 6 - 47	316165		1- 26 - 9
		1- 6 - 53	313649		1- 1 - 87	316167		1- 27 - 24
		1- 8 - 8			1- 1 - 95	316170		1- 27 - 9
		1- 8 -152			1- 1 - 98	316171		1- 27 - 8
		1- 8 -162			1- 1 -103	316173		1- 28 - 1
		1- 9 - 36	313651		1- 1 -104	316180		1- 28 - 7
		1- 9 - 53			1- 1 -109	316182		1- 28 - 4
		1- 13 - 52			1- 1 -111	316188		1- 27 - 22
		1- 19 - 11	313652		1- 1 -105	316667		1- 28 - 13

PART NO.	SPARE PART	SECTION, LIST AND INDEX NO.
316668		1- 28 - 35
316669		1- 28 - 86
316744		1- 3 - 24
316807		1- 18 - 16
316996		1- 27 - 108
		1- 28 - 70
		1- 28 - 90
317002		1- 42 - 10
317007		1- 15 - 13
317008		1- 13 - 55
317011		1- 27 - 90
		1- 39 - 7
317013		1- 15 - 22
317018		1- 18 - 45
317079		1- 28 - 30
317099		1- 27 - 89
317145		1- 30 - 9
317173		1- 8 - 51
		1- 8 - 78
		1- 16 - 98
		1- 18 - 41
		1- 39 - 41
317262		1- 21 - 9
317272		1- 23 - 5
		2- 1 - 25
317302		1- 24 - 18
317331		1- 2 - 171
317367		1- 1 - 126
		1- 1 - 132
		1- 1 - 133
		1- 13 - 48
317572		1- 19 - 37
		1- 24 - 16
319092		1- 22 - 29
319258		1- 39 - 177
319706		1- 30 - 35
320167		1- 25 - 8
320349		1- 13 - 72
320451		1- 30 - 5
320471		1- 34 - 4
320570		1- 8 - 76
320606		1- 39 - 179
320839		1- 8 - 181
320891		1- 7 - 27
320892		1- 7 - 9
		1- 7 - 15
		1- 7 - 24
320893		1- 7 - 17
320896		1- 7 - 11
320897		1- 7 - 22
320913		1- 40 - 3
322060		2- 1 - 96
322065		1- 6 - 24
		1- 15 - 27
		1- 15 - 38
		1- 21 - 5
		1- 23 - 2
		1- 27 - 42
		1- 27 - 74
		1- 28 - 54
		1- 31 - 25
322273		1- 30 - 8
322210		1- 18 - 40
322399		1- 8 - 52
322550		1- 3 - 73
		1- 13 - 74
		1- 15 - 47
		1- 35 - 13
322552		1- 8 - 15
		1- 27 - 69
322739		1- 19 - 20
322742		1- 7 - 4
		1- 19 - 42
322767		1- 25 - 30
		1- 27 - 80
		1- 28 - 56
		1- 31 - 5
322888		1- 27 - 91
323543		1- 27 - 16
		1- 28 - 14

PART NO.	SPARE PART	SECTION, LIST AND INDEX NO.
323543-CONT		1- 30 - 40
		1- 33 - 3
323836		1- 34 - 5
323842		1- 19 - 3
323915		1- 2 - 152
		1- 2 - 173
324999		1- 16 - 87
325132		1- 39 - 157
326998		1- 26 - 5
327908		1- 29 - 10
327921		1- 26 - 22
		1- 26 - 38
		1- 26 - 43
		1- 27 - 68
327922		1- 26 - 17
		1- 26 - 31
		1- 26 - 49
		1- 26 - 51
		1- 26 - 26
327923		1- 4 - 61
328469		1- 4 - 103
		1- 4 - 204
		1- 18 - 71
328602		1- 16 - 85
		1- 16 - 85
328616		1- 16 - 81
331065		1- 8 - 77
331150		1- 27 - 41
		1- 27 - 53
331860		1- 10 - 4
332591		1- 19 - 105
332620		1- 2 - 114
		1- 26 - 27
		1- 26 - 32
		1- 26 - 39
		1- 26 - 50
		1- 27 - 5
		1- 30 - 73
332692		1- 7 - 36
332696		1- 7 - 29
332697		1- 7 - 26
		1- 7 - 28
332699		1- 7 - 33
332739		1- 39 - 135
332742		1- 39 - 127
332747		1- 2 - 70
		1- 39 - 144
332752		1- 39 - 215
332765		1- 40 - 17
		1- 41 - 12
332774		1- 40 - 11
		1- 41 - 6
332779		1- 40 - 19
		1- 41 - 14
		1- 40 - 16
		1- 41 - 11
		1- 40 - 14
332784		1- 40 - 9
332785		1- 41 - 9
332798		1- 41 - 4
332602		1- 41 - 4
332830		1- 37 - 12
332831		1- 37 - 6
332835		1- 37 - 27
332836		1- 37 - 22
332837		1- 37 - 31
332917		1- 4 - 127
332920		1- 39 - 155
332921		1- 4 - 167
332955		1- 30 - 58
333004		1- 8 - 242
333005		1- 8 - 243
333064		1- 2 - 54
		1- 2 - 170
		1- 2 - 193
		1- 3 - 53
		1- 4 - 151
		1- 6 - 111
		1- 6 - 107
		1- 6 - 108
333073		1- 6 - 85
333074		
333075		
333091		

PART NO.	SPARE PART	SECTION, LIST AND INDEX NO.
333095		1- 6 - 93
		1- 6 - 93
333096		1- 6 - 89
333134		1- 8 - 182
333198		1- 16 - 100
333208		1- 40 - 10
		1- 41 - 5
333220		1- 42 - 35
333264		1- 15 - 24
		1- 15 - 36
		1- 25 - 10
		2- 1 - 57
334291		1- 25 - 18
334910		1- 42 - 56
		2- 2 - 1
334921		1- 19 - 17
		1- 42 - 56
		2- 2 - 1
334928		1- 15 - 23
334932		1- 42 - 56
336322		1- 8 - 72
336324		1- 37 - 2
336394		1- 24 - 7
336672		1- 39 - 54
336694		1- 19 - 18
338169		1- 1 - 28
		1- 34 - 3
		1- 36 - 5
		1- 24 - 15
338198		1- 1 - 27
338238		1- 21 - 15
		1- 36 - 4
		1- 42 - 7
		2- 1 - 42
338239		1- 1 - 130
338327		1- 1 - 132
338388		2- 1 - 88
338555		1- 16 - 89
338595		1- 39 - 119
338641		1- 19 - 106
340001		1- 14 - 8
340049		1- 16 - 13
340752		1- 33 - 12
344052		1- 36 - 40
344175		1- 36 - 17
344503		1- 16 - 29
		1- 16 - 38
344504		1- 16 - 22
344505		1- 16 - 15
344506		1- 16 - 12
344517		1- 16 - 9
344519		1- 16 - 17
344539		1- 16 - 25
344543		1- 16 - 35
344544		1- 16 - 6
344551		1- 16 - 11
344552		2- 1 - 90
344554		2- 1 - 85
344560		2- 1 - 93
344987		1- 9 - 31
		1- 9 - 31
		1- 9 - 31
347884		1- 6 - 92
347885		1- 2 - 1
347887		1- 2 - 1
347891		1- 1 - 32
		1- 6 - REF
347892		1- 1 - 32
		1- 6 - REF
347895		1- 6 - 163
348360		1- 1 - REF
348361		1- 1 - REF
348362		1- 1 - 1
348363		1- 1 - 1
348400		1- 1 - REF
348401		1- 1 - REF
348402		1- 1 - 62
		1- 8 - REF
348403		1- 8 - 112
		1- 18 - REF

PART NO.	SPARE PART	SECTION LIST AND INDEX NO.	PART NO.	SPARE PART	SECTION LIST AND INDEX NO.	PART NO.	SPARE PART	SECTION LIST AND INDEX NO.
348404		1- 18 - 74	348500		1- 1 - 1	352918		1- 2 - 43
348406		1- 8 - 109	348501		1- 1 - 1	352928		1- 11 - 35
348416		1- 8 - 97	348664		1- 21 - 1	352363		1- 1 - 70
		1- 18 - 23	348666		1- 18 - 46			1- 11 - 13
348417		1- 18 - 11	348669		1- 8 - 283	352371		1- 6 - 25
348418		1- 18 - 4	348670		1- 35 - 16	352373		1- 17 - 725
348419		1- 18 - 69	348671		1- 19 - 85	352374		2- 1 - 56
348420		1- 18 - 72	348672		1- 23 - 12	352375		1- 13 - 30
348421		1- 18 - 10	348673		1- 8 - 273			1- 19 - 90
348422		1- 18 - 8	348674		1- 8 - 274	352376		1- 11 - 22
348423		1- 8 - 97	348675		1- 8 - 277	352378		1- 1 - 11
348424		1- 18 - 55	348676		1- 8 - 271			1- 4 - 108
348425		1- 8 - 102	348677		1- 8 - 275	352379		1- 1 - 12
348426		1- 18 - 50	348678		1- 8 - 276			1- 4 - 108
348427		1- 18 - 6	348679		1- 8 - 277	352380		1- 1 - 10
348428		1- 18 - 3	348680		1- 8 - 278	352381		1- 1 - 9
348429		1- 18 - 19	348681		1- 8 - 279	352382		1- 34 - 14
348430		1- 8 - 118	348682		1- 8 - 280	352385		1- 39 - 176
		1- 19 - REF	348683		1- 19 - 87	352386		1- 4 - 28
348431		1- 19 - 119	348686		1- 8 - 286	352387		1- 36 - 19
348432		1- 8 - 122	348687		1- 8 - 289	352390		1- 7 - 2
348433		1- 19 - 34	348688		1- 8 - 290			1- 19 - 46
348434		1- 19 - 83	348689		1- 8 - 291			1- 6 - 29
348435		1- 19 - 100	348690		1- 8 - 292	352391		1- 6 - 23
348436		1- 19 - 113	348691		1- 8 - 293	352392		1- 8 - 65
348437		1- 19 - 26	348692		1- 8 - 282	352393		1- 8 - 81
348438		1- 19 - 98	348693		1- 8 - 285	352395		1- 8 - 78
348439		1- 19 - 80	348694		1- 8 - 288	352396		1- 8 - 66
348440		1- 19 - 33	348695		1- 8 - 281	352397		1- 8 - 69
348441		1- 8 - 247	350650		1- 11 - 34	352399		1- 8 - 74
		1- 35 - REF	350651		1- 11 - 37	352400		1- 8 - 80
348442		1- 35 - 18	350656		1- 38 - 31	352401		1- 5 - 9
348443		1- 35 - 5			1- 1 - 72			1- 8 - 82
348444		1- 35 - 1			1- 1 - 78			2- 1 - 142
348445		1- 35 - 3			1- 19 - 81	352403		1- 13 - 14
348446		1- 35 - 2	350664		1- 1 - 74	352404		1- 1 - 142
348447		1- 8 - 254	350665		1- 1 - 71			1- 13 - 14
		1- 36 - REF	350666		1- 17 - 29	352470		1- 2 - 107
348448		1- 36 - 61	350667		1- 17 - 31			1- 2 - 137
		1- 39 - REF	350669		1- 17 - 32	352472		1- 6 - 4
348449		1- 39 - 184	350669		1- 17 - 33	352473		1- 39 - 128
348450		1- 39 - 189	350670		1- 17 - 28	352478		1- 38 - 39
348451		1- 8 - 294	350671		1- 17 - 27	352479		1- 36 - 50
348452		1- 8 - 47	350672		1- 39 - 82	352481		1- 1 - 57
348453		1- 8 - 59			1- 39 - 99			1- 7 - REF
348454		1- 8 - 96	350673		1- 39 - 83	352482		1- 12 - 719
		1- 18 - 32			1- 39 - 100	352489		1- 6 - 160
348456		1- 8 - 197	350676		1- 1 - 17	352490		1- 6 - 161
348458		1- 39 - 48	350677		1- 1 - 20	352491		1- 17 - 1
348460		1- 39 - 60	350679		1- 1 - 19	352502		1- 6 - 42
348461		1- 39 - 64	350681		1- 13 - 56	352560		1- 6 - 110
348462		1- 39 - 42	350682		1- 13 - 49	352563		1- 39 - 158
348470		1- 39 - 47	350695		1- 17 - 700	352564		1- 39 - 160
348473		1- 19 - 111	350699		1- 13 - 98	352565		1- 15 - 41
348474		1- 39 - 199	351001		1- 14 - 13	352569		1- 15 - 42
348475		1- 8 - 154	351002		1- 14 - 7			1- 15 - 42
		1- 21 - REF	351006		1- 3 - 19	352570		1- 13 - 30
348476		1- 39 - 190	351008		1- 6 - 71	352575		1- 15 - 29
348477		1- 8 - 126	351009		1- 6 - 70			1- 15 - 40
348478		1- 8 - 125	351017		1- 1 - 143	352576		1- 15 - 19
348479		1- 8 - 120			1- 1 - 147	352577		1- 15 - 15
348480		1- 34 - 31			1- 13 - 15	352580		1- 2 - 4
348481		1- 8 - 193	351020		1- 8 - 170	352581		1- 2 - 21
		1- 34 - REF	351021		1- 1 - 126	352582		1- 2 - 18
348482		1- 18 - 57	351027		1- 39 - 194	352583		1- 2 - 26
348483		1- 21 - 28	351023		1- 4 - 211	352584		1- 2 - 17
348484		1- 8 - 1	351025		1- 1 - 38	352585		1- 2 - 46
		1- 9 - REF	351031		1- 4 - 48	352586		1- 2 - 2
348485		1- 18 - 1	351032		1- 17 - 10	352588		1- 2 - 45
348486		1- 8 - 54	351033		1- 12 - 18	352589		1- 36 - 25
348488		1- 18 - 38	351038		1- 1 - 22	352590		1- 36 - 23
348489		1- 18 - 42	351039		1- 39 - 213	352591		1- 36 - 24
348490		1- 18 - 47	351040		1- 39 - 221	352596		1- 8 - 42
348491		1- 8 - 124	351041		1- 39 - 216	352597		1- 8 - 41
348492		1- 34 - 8	351042		1- 39 - 223	352598		1- 8 - 40
348493		1- 18 - 44	351043		1- 39 - 217	352599		1- 8 - 37
348494		1- 18 - 43	351044		1- 39 - 218	352600		1- 11 - 17
348495		1- 19 - 14	351046		1- 39 - 214	352610		1- 5 - 21
348496		1- 19 - 26	351047		1- 5 - 15	352763		1- 39 - 107
348497		1- 19 - 36	351048		1- 8 - 135	352764		1- 39 - 111

PART NO.	SPARE PART	SECTION, LIST AND INDEX NO.	PART NO.	SPARE PART	SECTION, LIST AND INDEX NO.	PART NO.	SPARE PART	SECTION, LIST AND INDEX NO.
352765		1- 39 - 90	440949-CONT		1- 12 -729	504694		1- 19 - 19
352774		1- 12 - 11	441042		1- 2 - 8			1- 24 - 14
352783		1- 6 - 25			1- 5 - 24	504696		1- 16 -104
352784		1- 6 - 44			1- 8 -184	504852		1- 3 - 6
352785		1- 6 - 45			1- 26 - 1	504930		1- 2 - 1
352788		1- 6 -114			1- 27 - 73	507144		1- 33 - 22
352791		1- 6 - 23			1- 27 - 76	507155		1- 8 - 85
352792		1- 16 - 39			1- 28 - 53	507560		1- 39 - 39
357443		1- 1 - 76	441043		1- 31 - 2	510316		1- 19 -102
357995		1- 23 - 11			1- 32 - 2	510809		1- 3 - 39
358173		1- 3 - 14			1- 33 - 25	510810		1- 2 -101
359695		1- 42 - 49	441044		1- 32 - 1			1- 2 -105
		2- 2 - 18			1- 33 - 24			1- 2 -124
360046		1- 7 - 4	441235		1- 5 - 28			1- 2 -128
360339		1- 30 - 12			1- 26 - 4			1- 2 -136
360370		1- 42 - 56			1- 29 - 11	511096		1- 27 - 17
360433		1- 47 - 52	441359		1- 19 - 8			1- 28 - 15
360434		1- 14 - 25	442917		1- 27 - 58			1- 30 - 41
360435		1- 14 - 24	442958		1- 27 - 40			1- 33 - 4
360665		1- 7 - 5			1- 27 - 52	511097		1- 27 - 28
					1- 19 - 13			1- 30 - 46
360807		1- 19 - 43	442960		1- 27 - 48	511099		1- 28 - 20
		1- 17 -713			1- 17 -701			1- 30 - 50
		1- 17 -715	443793		1- 8 -262	511155		1- 13 - 84
		1- 17 -732	472168		1- 12 -706			1- 18 - 64
		1- 17 -733	472530		1- 12 -708	512001		1- 22 - 11
		1- 39 -178			1- 12 -710	512002		1- 22 - 22
364448		1- 42 - 47			1- 12 -711	512269		1- 38 - 5
364471		1- 8 - 58			1- 12 -726	512311		1- 37 - 13
368168		1- 42 - 19			1- 12 -728	512346		1- 33 - 2
368169		1- 42 - 36			1- 12 -730	512347		1- 35 - 1
368222		1- 21 - 2			1- 12 -731	512403		1- 24 - 24
369224		2- 1 - 29			1- 32 - 11			1- 34 - 1
435599		1- 7 - 3	472563		1- 31 - 24			1- 35 - 11
		1- 8 - 75	472567		1- 31 - 30			1- 35 - 11
		1- 13 - 71			1- 8 -260	512407		1- 39 - 5
		1- 19 - 41	478012		1- 15 - 25	512449		1- 6 - 61
		1- 24 - 17	479750		1- 17 - 8	512544		1- 27 - 25
		1- 39 - 6	491108		1- 17 - 7	512592		1- 30 - 27
		1- 39 - 40			1- 15 - 21	512663		1- 26 - 11
436547		1- 4 -107	491299		1- 15 - 34	513271		1- 8 -295
437459		1- 9 - 33			1- 12 - 15	513668		1- 4 -134
		1- 9 - 33			1- 17 - 30			1- 8 - 5
		1- 9 - 33			1- 5 - 32	513669		1- 9 - 50
437763		1- 3 - 3	501541		1- 30 - 1	513931		1- 17 -707
		1- 3 - 98			1- 33 - 11	515386		1- 30 - 45
438278		1- 16 - 88	501542		1- 33 - 37	515661		1- 1 -101
438538		1- 6 -100	501543		1- 30 - 43	515718		1- 19 - 21
438548		1- 3 - 16	501544		1- 30 - 44			1- 24 - 8
		1- 4 - 35	501545		1- 33 - 7	515821		1- 19 -104
		1- 4 -176	501546		1- 32 - 26	515901		1- 7 - 37
		1- 14 - 12	501548		1- 32 - 14	515902		1- 7 - 1
		1- 24 - 2	501549		1- 30 - 28	515909		1- 8 -241
		1- 38 - 35	501550		1- 31 - 34	515911		1- 1 - 61
438549		1- 1 - 41	501552		1- 31 - 15			1- 36 - 37
		1- 13 - 36	501553		1- 31 - 11	515961		1- 40 - 13
		1- 25 - 12	501554		1- 31 - 45	515962		1- 40 - 20
438550		1- 39 -195	501555		1- 31 - 38	515969		1- 39 -116
		1- 6 - 31	501556		1- 32 - 7	515975		1- 42 - 24
438563		1- 6 - 22	501557		1- 33 - 30	516074		1- 37 - 28
438566		1- 19 -103			1- 32 - 29	516075		1- 37 - 29
		1- 8 -263	501558		1- 31 - 7	516076		1- 37 - 32
438573		1- 33 - 20	501559		1- 30 - 75	516078		1- 37 - 33
438581		1- 16 -103	501560		1- 31 - 42	516083		1- 40 - 1
438583		1- 25 - 27	501561		1- 31 - 19	516086		1- 37 - 20
438584		1- 8 -121	501562		1- 31 - 44	516087		1- 37 - 18
438586		1- 30 - 2	501563		1- 31 - 49	516089		1- 37 - 5
438588		1- 30 - 59	501564		1- 30 - 34	516090		1- 37 - 14
438602		1- 8 -261	501565		1- 30 - 32	516098		1- 37 - 4
438807		1- 2 - 10	501566		1- 30 - 31	516186		1- 6 - 35
440546		1- 5 - 23	501567		1- 30 - 23	516187		1- 6 - 39
440752		1- 5 - 33	501569		1- 26 - 16	516188		1- 6 - 38
		1- 8 -183	501570		1- 30 - 26			1- 6 - 64
		1- 31 - 1			1- 33 - 38	516189		1- 6 - 37
440949		1- 12 -703	501571		1- 30 - 33	516190		1- 6 - 40
		1- 12 -705	501572		1- 8 -190	517197		1- 29 - 7
		1- 12 -707	501575		1- 30 -REF	517274		1- 38 - 42
		1- 12 -709			1- 27 - 88	517276		1- 38 - 43
		1- 12 -722	502483		1- 15 - 18	517373		1- 15 - 48
		1- 12 -724	503436		1- 32 - 10	517729		1- 34 - 20
		1- 12 -727	504369					

PART NO.	SPARE PART	SECTION, LIST AND INDEX NO.	PART NO.	SPARE PART	SECTION, LIST AND INDEX NO.	PART NO.	SPARE PART	SECTION, LIST AND INDEX NO.
517730		1- 36 - 22	526054		1- 6 - 21	526285		1- 42 - 1
517777		1- 16 - 97	526058		1- 6 - 84	526286		1- 42 - 1
517784		1- 37 - 17	526060		1- 1 - 31	526287		1- 42 - 45
517786		1- 37 - 10	526062		1- 15 - 14	526288		1- 42 - 45
517787		1- 34 - 27	526064		1- 1 - 45	526289		1- 6 - 66
517788		1- 34 - 23	526070		1- 39 - 44	526291		1- 1 - 32
517789		1- 34 - 19	526086		1- 23 - 19			1- 6 -REF
517790		1- 34 - 18	526088		1- 8 - 14	526292		1- 6 - 66
517791		1- 34 - 16	526090		1- 8 - 44	526294		1- 1 - 32
517796		1- 34 - 26	526094		1- 7 -REF			1- 6 -REF
517797		1- 34 - 22			1- 36 - 34	526295		2- 6 - 66
517798		1- 34 - 21	526098		1- 5 - 4	526297		1- 1 - 32
517803		1- 36 - 13			1- 8 -103			1- 6 -REF
517805		1- 39 -153			1- 8 -229	526298		1- 6 - 28
517821		1- 2 - 3	526200		1- 4 -180	526299		1- 39 -148
517846		1- 34 - 10	526201		1- 4 -177	526378		1- 29 - 6
517847		1- 34 - 13	526202		1- 4 -178			1- 33 - 33
517848		1- 34 - 8	526203		1- 4 -182	526448		1- 36 - 1
517922		1- 2 - 37	526204		1- 4 -186	526487		1- 1 - 30
517926		1- 2 - 36	526205		1- 21 - 10			1- 36 - 7
517927		1- 2 - 35			1- 23 - 6	526488		1- 1 - 23
517928		1- 2 - 34			2- 1 - 26	526498		1- 7 - 5
517929		1- 2 - 30	526210		1- 3 - 97	526503		1- 7 - 2
517936		1- 2 - 57	526211		1- 1 -139	526513		1- 1 -148
517965		1- 16 - 92			1- 35 - 15			1- 8 -284
518005		1- 42 - 34	526212		1- 1 -140	526516		1- 21 - 13
		2- 2 - 16			1- 13 - 12			2- 1 - 40
518216		2- 2 - 6	526213		1- 1 -141	526517		1- 21 - 14
518217		2- 2 - 11			1- 1 -145			2- 1 - 41
518452		1- 26 - 6			1- 13 - 13	526519		1- 21 - 22
		1- 42 - 56	526216		1- 1 -144			2- 1 - 49
518578		1- 26 - 54			1- 13 - 16	526520		1- 21 - 17
518689		1- 15 - 20	526217		1- 16 -121	526521		1- 21 - 21
		1- 15 - 33	526218		1- 1 -140			2- 1 - 48
519584		1- 13 - 53			1- 13 - 12	526522		2- 1 - 43
519707		1- 5 - 36	526219		1- 1 -141	526524		1- 3 - 18
521182		1- 4 - 76			1- 1 -145	526898		1- 15 - 16
521183		1- 4 - 73			1- 13 - 13	526998		1- 36 - 10
521184		1- 4 - 74	526221		1- 1 -143	527738		1- 25 - 16
521185		1- 4 - 75			1- 13 - 15	527916		1- 2 - 12
521187		1- 4 -190	526222		1- 1 -144			1- 13 - 75
521188		1- 4 -220			1- 13 - 16			1- 18 - 53
521695		1- 19 - 25	526223		1- 16 -121	528000		1- 1 -REF
		1- 24 - 17	526224		1- 1 -146	528001		1- 1 - 60
		1- 33 - 23	526225		1- 1 - 49	528002		1- 1 - 37
521849		1- 27 - 10	526228		1- 38 - 19	528003		1- 38 - 9
		1- 27 - 13	526229		1- 38 - 23	528004		1- 38 - 1
		1- 30 - 37	526230		1- 38 - 23	528005		1- 24 - 4
523171		2- 2 - 17	526231		1- 1 - 18	528007		1- 19 - 22
523176		1- 42 - 30	526250		2- 1 - 44			1- 24 - 11
		2- 2 - 13	526254		1- 1 -119	528008		1- 24 - 13
523250		1- 8 -100	526255		1- 1 -118	528009		1- 24 - 1
		1- 8 -264	526256		1- 1 -120	528010		1- 8 -168
		1- 18 - 13			1- 1 -121			1- 24 -REF
523951		1- 18 - 15			1- 1 -124	528011		1- 15 - 4
524179		1- 14 - 3	526257		1- 1 - 52			1- 24 - 31
		1- 19 -114	526259		1- 1 - 52			2- 1 - 11
524354		1- 5 - 38	526260		1- 8 -175	528012		1- 15 - 3
524356		1- 22 - 6	526265		1- 3 - 17			1- 24 - 30
524515		1- 8 - 99	526269		1- 1 - 56			2- 1 - 15
		1- 8 -265	526270		1- 1 - 56	528013		1- 15 - 1
		1- 18 - 17	526280		1- 12 -712			1- 24 - 28
526000		1- 2 - 92			1- 12 -713			2- 1 - 13
526002		1- 36 - 16			1- 12 -714	528014		1- 15 - 2
526005		1- 8 -177			1- 12 -715			1- 24 - 29
526007		1- 8 -173			1- 12 -716			2- 1 - 14
526013		1- 8 -171			1- 12 -717	528018		1- 38 - 6
526017		1- 8 -176			1- 12 -718	528019		1- 38 - 38
526019		1- 8 -174			1- 12 -732	528020		1- 24 - 33
526023		1- 11 - 1			1- 12 -733	528022		1- 38 - 25
526025		1- 8 - 43			1- 12 -734	528023		1- 38 - 37
		1- 11 -REF			1- 12 -735	528025		1- 24 - 23
526027		1- 8 - 43			1- 12 -736	528026		1- 42 - 12
		1- 11 -REF			1- 12 -737	528027		1- 38 - 27
526029		1- 11 - 4			1- 12 -738	528028		1- 38 - 30
526030		1- 11 - 7			1- 12 -739	528029		1- 38 - 32
526033		1- 11 - 7			1- 7 - 10	528030		1- 36 - 56
526034		1- 11 - 4	526282		1- 7 - 27			1- 38 -REF
526035		1- 6 - 1	526283		1- 1 - 57	528033		1- 38 - 34
526050		1- 6 - 44	526284		1- 7 -REF	528035		1- 38 - 44

PART NO.	SPARE PART	SECTION, LIST AND INDEX NO.	PART NO.	SPARE PART	SECTION, LIST AND INDEX NO.	PART NO.	SPARE PART	SECTION, LIST AND INDEX NO.
528037		1- 38 - 26	528163		1- 35 - 4	528248		1- 6 -102
528039		1- 38 - 4	528164		1- 35 - 18	528249		1- 6 - 16
528040		1- 36 - 56	528165		1- 1 - 36	528251		1- 2 - 87
		1- 38 -REF	528166		1- 22 - 30			1- 39 -145
528043		1- 38 - 34	528167		1- 22 - 8	528252		1- 39 -156
528045		1- 38 - 44	528168		1- 16 - 95	528254		1- 6 -150
528047		1- 38 - 22	528169		1- 16 - 84	528255		1- 6 -118
528048		1- 38 - 11	528170		1- 8 -135	528258		1- 8 -245
528049		1- 38 - 8	528171		1- 8 -145	528260		1- 6 -135
528051		1- 9 - 7	528172		1- 8 -147	528262		1- 39 -163
		1- 9 - 12	528173		1- 8 -143	528264		1- 6 -115
528052		1- 9 - 6	528174		1- 12 - 32	528265		1- 6 -141
528053		1- 9 - 2	528175		1- 8 -164	528268		1- 39 -205
528054		1- 9 - 1			1- 23 -REF	528269		1- 8 -236
528056		1- 9 - 5	528176		1- 8 - 63	528270		1- 39 -157
528058		1- 9 - 3	528177		1- 16 -122	528271		1- 39 -154
528059		1- 9 - 4	528180		1- 8 -158	528274		1- 6 -120
528060		1- 10 - 19			1- 22 -REF	528276		1- 39 -165
528061		1- 9 - 8	528183		1- 12 - 28	528280		1- 39 - 80
		1- 9 - 18	528185		1- 8 -244	528282		1- 36 - 55
528062		1- 38 - 7	528186		1- 1 - 54	528283		1- 36 - 52
528063		1- 38 - 3	528188		1- 36 - 49	528284		1- 37 - 1
528065		1- 38 - 41	528189		1- 12 -700	528287		1- 6 -124
528069		1- 38 - 17			1- 12 -701	528288		1- 6 -144
528070		1- 38 - 41			1- 12 -702	528289		1- 6 -143
528073		1- 38 - 15			1- 12 -704	528290		1- 39 - 72
528074		1- 38 - 18			1- 12 -720	528291		1- 39 - 76
528075		1- 38 - 13			1- 12 -721	528294		1- 6 - 92
528077		1- 38 - 14			1- 12 -723	528295		1- 39 - 72
528078		1- 38 - 21			1- 12 -725	528296		1- 39 - 76
528079		1- 38 - 16			1- 36 - 53	528297		1- 6 - 58
528081		1- 8 -235	528190		1- 37 -REF	528299		1- 36 - 44
528082		1- 10 - 15	528191		1- 39 -173	528302		1- 40 - 28
528083		1- 10 - 12	528192		1- 39 -174	528303		1- 39 -113
528084		1- 10 - 14	528193		1- 6 - 30	528309		1- 40 - 4
528085		1- 9 - 46	528194		1- 6 - 34	528311		1- 39 -274
528086		1- 10 - 16	528195		1- 38 - 2	528312		1- 39 -206
528099		1- 9 - 47	528196		1- 38 - 2	528318		1- 6 - 55
528100		1- 8 -294	528198		1- 36 - 29	528324		1- 6 -142
528101		1- 8 -249	528199		1- 36 - 41	528327		1- 8 -259
528102		1- 8 -178	528202		1- 36 - 12	528329		1- 36 - 21
528103		1- 8 -232	528203		1- 36 - 8	528330		1- 39 -161
528106		1- 8 -258	528204		1- 36 - 18	528331		1- 39 -162
528107		1- 8 -255	528207		1- 8 -119	528333		1- 39 -164
528108		1- 8 -257	528209		1- 39 - 89	528334		1- 6 - 49
528109		1- 8 -227			1- 39 -106			1- 6 - 67
528110		1- 23 - 7	528210		1- 39 - 80	528336		1- 6 -130
528117		1- 8 -287			1- 39 - 94	528337		1- 39 -151
		1- 13 - 69	528212		1- 39 - 84	528338		1- 6 - 46
		1- 1 -147			1- 39 -101	528340		1- 8 -193
528127		1- 16 -120	528213		1- 39 - 85	528342		1- 34 - 30
528131		1- 25 - 20			1- 39 -102	528343		1- 8 -192
528134		1- 42 - 15	528215		1- 6 - 48	528345		1- 39 -207
528135		1- 42 - 25	528216		1- 6 - 65	528348		1- 34 -REF
528136		1- 42 - 28	528218		1- 6 -116	528349		1- 6 -139
528137		1- 42 - 29	528219		1- 6 -126	528350		1- 39 -219
528138		1- 8 -150	528221		1- 6 -147	528352		1- 39 -222
		1- 8 -160	528222		1- 42 - 26	528353		1- 39 -220
		1- 19 - 85	528223		1- 6 -104	528354		1- 36 - 11
		2- 1 - 75	528224		1- 6 - 41	528355		1- 6 - 5
528139		1- 16 - 91	528225		1- 39 -190	528357		1- 34 - 28
528141		1- 17 -708	528226		1- 39 -203	528360		1- 6 - 6
		1- 17 -709	528227		1- 6 - 99	528361		1- 6 - 14
		1- 17 -726	528228		1- 39 -202	528362		1- 6 - 11
		1- 17 -727	528229		1- 6 -128	528364		1- 8 - 94
528144		1- 23 - 23	528230		1- 6 -162			1- 18 - 30
528145		1- 8 -113	528232		1- 6 -159	528365		1- 6 - 2
528146		1- 8 -116	528233		1- 10 - 9	528366		1- 6 - 43
528147		1- 8 -166	528234		1- 6 - 3	528367		1- 6 - 12
528148		1- 12 - 19	528235		1- 6 -163	528369		1- 6 - 83
		1- 12 - 19	528237		1- 6 -149	528371		1- 6 - 7
528149		1- 12 - 20	528238		1- 6 -158	528372		1- 6 - 13
528150		1- 22 - 4	528239		1- 6 -127	528379		1- 6 - 83
528154		1- 16 - 99	528240		1- 6 -131	528382		1- 6 - 82
528158		1- 16 - 94	528242		1- 6 -146	528389		1- 6 - 83
528159		1- 16 - 90	528243		1- 6 -122	528390		1- 40 - 24
528160		1- 8 -247	528244		1- 6 -151			1- 41 -REF
		1- 35 -REF	528245		1- 6 -137	528391		1- 34 - 31
528161		1- 35 - 1	528246		1- 42 - 26	528395		1- 40 - 5
528162		1- 35 - 2	528247		1- 6 -123	528400		1- 8 - 86

PART NO.	SPARE PART	SECTION, LIST AND INDEX NO.	PART NO.	SPARE PART	SECTION, LIST AND INDEX NO.	PART NO.	SPARE PART	SECTION, LIST AND INDEX NO.
528400-CONT		1- 13 -REF	528551		1- 36 - 33	528804		1- 4 - 57
528401		1- 13 - 8	528552		1- 2 -209	528805		1- 4 -123
		1- 18 - 33	528554		1- 2 -214	528806		1- 4 -123
528402		1- 13 - 91	528555		1- 2 -208	528807		1- 4 -122
528403		1- 14 - 23	528556		1- 2 -216	528808		1- 4 - 70
528404		1- 13 - 1	528557		1- 2 -215	528809		1- 4 - 71
		1- 14 - 10	528558		1- 2 -207	528810		1- 4 -221
528405		1- 15 - 11	528560		1- 2 -204	528813		1- 2 - 61
528411		1- 13 - 34	528566		1- 11 - 33	528815		1- 4 - 27
		1- 13 - 38	528583		1- 3 - 89	528819		1- 2 - 66
		1- 19 - 94	528601		1- 11 - 30	528822		1- 2 -177
528412		1- 13 - 29	528606		1- 11 - 24	528824		1- 2 -175
528413		1- 13 - 40	528607		1- 11 - 36	528826		1- 2 -156
528415		1- 13 - 61	528608		1- 11 - 40			1- 2 -176
528416		1- 13 - 66	528609		1- 11 - 16	528828		1- 2 -185
528417		1- 13 - 76	528667		1- 6 - 80	528829		1- 2 -189
528418		1- 13 - 68	528675		1- 42 - 4	528831		1- 2 -159
528419		1- 13 - 80	528690		1- 6 - 79			1- 2 -182
528421		1- 14 - 11	528691		1- 42 - 5	528839		1- 4 - 50
528425		1- 14 - 14			1- 42 - 11	528840		1- 2 -155
528426		1- 14 - 22	528694		1- 6 - 73	528841		1- 2 -154
528430		1- 14 - 16	528696		1- 6 - 77	528842		1- 4 - 67
528431		1- 15 - 26	528697		1- 6 - 77	528843		1- 2 -162
		1- 15 - 37	528698		1- 6 - 75	528844		1- 2 -162
		1- 13 - 89	528699		1- 6 - 81	528845		1- 2 -166
528432		1- 13 - 2	528708		1- 4 -111	528846		1- 2 -166
528434		1- 8 - 95	528709		1- 4 - 62	528848		1- 3 - 45
528435		1- 18 - 31			1- 4 -104	528850		1- 1 - 1
		1- 13 - 47	528719		1- 4 -168	528855		1- 2 - 88
528449		1- 13 - 45	528720		1- 4 - 38	528860		1- 2 - 75
528451		1- 13 - 46	528723		1- 4 -170	529075		1- 30 - 63
528452		1- 25 - 34	528724		1- 4 -169			1- 31 -REF
528453		1- 25 - 28	528725		1- 4 -129	529077		1- 30 - 66
528454		1- 15 - 31	528728		1- 4 -115			1- 32 -REF
528455		1- 15 - 31	528729		1- 4 - 64	529079		1- 30 - 69
		1- 25 - 19	528734		1- 4 -207			1- 33 -REF
528458		1- 25 - 27	528738		1- 4 -207	529081		1- 32 - 32
		1- 25 - 29	528739		1- 4 - 68	529082		1- 31 - 39
528459		1- 13 - 20	528740		1- 4 - 85	529083		1- 33 - 34
528460		1- 15 -REF	528742		1- 4 -128	529084		1- 32 - 6
		1- 15 - 6	528745		1- 4 - 49			1- 33 - 29
528461		1- 15 - 44	528750		1- 4 - 14	529085		1- 33 - 15
528463		1- 15 - 49			1- 4 - 23	529086		1- 31 - 10
528464		1- 13 - 21	528753		1- 4 - 47	529087		1- 27 - 81
528470		1- 17 - 12	528755		1- 4 - 15			1- 28 - 57
528476		1- 17 - 11			1- 4 - 25			1- 31 - 6
528477		1- 17 - 11	528756		1- 4 - 39	529088		1- 33 - 8
		1- 12 - 6	528761		1- 4 -212	529232		1- 2 - 1
528478		1- 17 - 8	528764		1- 4 - 11	529234		1- 2 - 1
		1- 17 - 35			1- 4 - 21	529260		1- 13 - 41
528479		1- 25 - 21	528765		1- 4 - 3			1- 16 -REF
528481		1- 5 - 7	528766		1- 4 - 2	529277		1- 3 - 15
528484		1- 13 - 17	528767		1- 4 -138	529291		1- 6 -156
		1- 13 - 24	528768		1- 4 - 34	529294		1- 5 - 1
528485		1- 8 -185	528769		1- 4 - 37	529295		1- 5 - 2
		1- 25 -REF	528770		1- 4 -199	529407		1- 39 -169
528486		1- 15 - 35	528772		1- 4 -191	529408		1- 39 -183
528491		1- 39 -226	528774		1- 4 -200	529490		1- 8 -254
528493		1- 2 - 20	528775		1- 4 - 81			1- 36 -REF
528495		1- 13 - 43	528776		1- 4 -159	530004		1- 32 - 22
528500		1- 41 - 8	528777		1- 4 -163	530010		1- 32 - 18
528501		1- 41 - 15	528778		1- 4 - 77	530612		1- 5 - 13
528502		1- 41 - 16	528779		1- 4 -142	530613		1- 5 - 14
528503		1- 41 - 20	528780		1- 4 -155	530614		1- 6 - 26
528507		1- 39 -225	528781		1- 4 -146	530615		1- 4 - 9
528510		1- 11 - 27	528782		1- 4 -119			1- 4 - 19
528511		1- 11 - 28	528783		1- 4 -120	530655		1- 6 - 79
528512		1- 11 - 29	528784		1- 4 - 6	530657		1- 3 - 32
528515		1- 11 - 23	528785		1- 4 - 16	530659		1- 3 - 35
528518		1- 11 - 20	528786		1- 4 - 4	530672		1- 13 - 77
528520		1- 11 - 23	528787		1- 4 - 53	530674		1- 8 -129
528524		1- 11 - 39	528788		1- 4 - 52	530676		1- 6 - 18
528526		1- 24 - 22	528789		1- 4 - 95	530677		1- 6 - 15
528535		1- 11 - 10	528790		1- 4 - 99	530695		1- 6 - 17
528540		1- 11 - 10	528791		1- 4 -212	530700		1- 36 - 61
528541		1- 11 - 38	528792		1- 4 - 43			1- 39 -REF
528544		1- 11 - 15	528793		1- 4 -205	530701		1- 39 -227
528545		1- 11 - 31	528795		1- 4 -216	530702		1- 39 -112
528547		1- 11 - 42	528797		1- 4 -195			1- 40 -REF
528550		1- 36 - 26	528799		1- 4 - 86	530703		1- 39 -112



PART NO.	SPARE PART	SECTION LIST AND INDEX NO.	PART NO.	SPARE PART	SECTION LIST AND INDEX NO.	PART NO.	SPARE PART	SECTION LIST AND INDEX NO.
530703-CONT		1- 40 -REF	535016		1- 3 - 51	535294-CONT		1- 19 -116
530704		1- 40 - 24	535017		1- 3 - 56	535295		1- 14 - 2
		1- 41 -REF	535018		1- 8 - 60			1- 19 -113
530705		1- 41 - 8			1- 12 -REF	535296		1- 14 - 4
530706		1- 41 - 15	535024		1- 13 - 59			1- 19 -115
530707		1- 39 -117			1- 17 -REF	535297		1- 8 - 90
530708		1- 39 -137	535028		1- 31 - 43			1- 8 -139
530709		1- 39 -140	535032		1- 20 - 4			1- 18 - 26
530710		1- 39 -139	535039		1- 20 - 13	535299		1- 13 - 54
530711		1- 39 -138	535041		1- 21 - 28	535300		1- 17 -703
530712		1- 39 -129	535042		1- 20 - 16			1- 17 -722
530713		1- 39 -136	535043		1- 21 - 1	535307		1- 14 - 29
530714		1- 39 -131	535044		1- 35 - 18	535308		1- 1 - 26
530715		1- 39 -122	535046		1- 35 - 2			1- 36 - 3
530717		1- 39 -141	535048		1- 1 -146	535310		1- 12 - 4
530718		1- 39 -146	535050		1- 1 -REF	535316		1- 14 - 26
530719		1- 39 -149	535055		1- 8 - 60	535317		1- 38 - 36
530720		1- 39 -147			1- 12 -REF	535320		1- 13 - 27
530721		1- 39 -150	535061		1- 13 - 59	535321		1- 13 - 41
530722		1- 39 - 68			1- 17 -REF			1- 16 -REF
530723		1- 39 - 66	535062		1- 25 - 4	535327		1- 17 - 24
530726		1- 39 - 65	535063		1- 25 - 1	535331		1- 13 - 20
530728		1- 39 -166	535071		1- 8 -148			1- 15 -REF
530731		1- 39 - 1			1- 20 -REF	535497		1- 27 -118
530732		1- 39 - 9	535073		1- 8 -154	535617		1- 5 - 3
530733		1- 39 - 35			1- 21 -REF	535626		1- 40 - 12
530734		1- 40 - 25	535082		1- 42 - 37			1- 41 - 7
530735		1- 40 - 22			2- 2 - 3	535627		1- 40 - 8
530736		1- 40 - 23	535083		1- 42 - 40			1- 41 - 3
530737		1- 40 - 26			2- 2 - 8	535628		1- 40 - 6
530738		1- 40 - 29	535084		1- 42 - 37			1- 41 - 1
530743		1- 8 -247			2- 2 - 3	535632		1- 5 - 5
		1- 35 -REF	535085		1- 42 - 40	535652		1- 2 - 73
530747		1- 6 -103			2- 2 - 4	535653		1- 2 - 72
530749		1- 11 - 26	535086		1- 42 - 39	535654		1- 3 -102
530817		1- 4 -175			2- 2 - 9	535656		1- 2 - 71
530819		1- 4 -179	535087		1- 42 - 38	535661		1- 4 -150
530900		1- 6 - 63			2- 2 - 7	535666		1- 8 - 60
530901		1- 8 -145	535100		1- 1 -REF			1- 12 -REF
530904		1- 17 - 18	535104		1- 38 - 12	535667		1- 13 - 59
530907		1- 17 - 15	535110		1- 8 - 86			1- 17 -REF
530908		1- 2 - 62			1- 13 -REF	535671		1- 8 - 86
530911		1- 3 - 65	535114		1- 5 - 34			1- 13 -REF
530912		1- 5 - 6			1- 30 - 54	535672		1- 1 - 36
		1- 8 - 16	535115		1- 30 - 14	535673		1- 16 -101
530916		1- 3 - 93	535116		1- 30 - 19	535674		1- 16 - 93
530917		1- 39 -134	535124		1- 17 -702	535675		1- 1 - 1
530920		1- 39 -198			1- 17 -721	535676		1- 1 - 1
530921		1- 1 -137	535125		1- 17 -704	535678		1- 20 - 12
530922		1- 1 -135			1- 17 -705	535679		1- 42 - 40
530944		1- 36 - 38			1- 17 -723	535681		1- 8 - 1
530947		1- 17 -717			1- 17 -724			1- 9 -REF
		1- 17 -718	535130		1- 39 -233	535682		1- 9 - 15
		1- 17 -719	535131		1- 39 -229	535686		1- 6 -101
		1- 17 -720	535133		1- 23 - 1	535687		1- 9 - 38
530954		1- 13 - 4	535141		1- 5 - 10	535688		1- 9 - 58
530960		1- 1 - 16	535142		1- 5 - 17	535689		1- 9 - 42
		1- 5 -REF	535143		1- 5 - 11	535690		1- 9 - 17
530961		1- 1 - 16	535144		1- 5 - 12	535691		1- 9 - 10
		1- 5 -REF	535145		1- 14 - 1	535692		1- 9 - 11
530963		1- 1 - 16	535148		1- 13 - 6	535693		1- 9 - 13
		1- 5 -REF			1- 14 -REF	535698		1- 9 - 19
530964		1- 1 - 53	535149		1- 5 - 19	535699		1- 9 - 14
		1- 8 - 17			1- 8 -239	535700		1- 1 - 15
		1- 8 - 21	535150		1- 5 - 20			1- 2 -REF
530965		1- 2 - 42			1- 8 -240	535701		1- 9 - 21
530966		1- 2 - 38	535168		1- 4 - 12	535702		1- 9 - 27
530967		1- 2 -198	535169		1- 6 -145	535703		1- 9 - 54
530968		1- 2 -157	535281		1- 5 - 35	535704		1- 9 - 22
530969		1- 2 -178	535290		1- 8 -137	535705		1- 9 - 58
		1- 5 - 16			1- 8 -137	535706		1- 9 - 23
530973		1- 10 - 8	535291		1- 8 -140	535711		1- 3 - 41
530984		1- 8 - 26	535292		1- 8 - 89	535712		1- 3 - 42
530985		1- 10 -REF			1- 8 -138	535713		1- 3 - 42
		1- 21 - 27			1- 18 - 25	535714		1- 3 - 36
530997		1- 23 - 17	535293		1- 8 -140A	535715		1- 3 - 36
		2- 1 - 51	535294		1- 8 - 92	535716		1- 3 -113
530998		1- 21 - 26			1- 8 -141	535717		1- 3 -114
		1- 23 - 15			1- 14 - 5	535718		1- 3 -115
		2- 1 - 52			1- 18 - 28	535719		1- 3 - 2

PART NO.	SPARE PART	SECTION, LIST AND INDEX NO.
535720		1- 3 - 23
535721		1- 3 - 26
535722		1- 3 - 25
535723		1- 3 - 11
535724		1- 3 - 11
535725		1- 3 - 87
535726		1- 3 - 87
535727		1- 3 - 91
535728		1- 3 -108
535729		1- 3 -112
535730		1- 3 - 33
535731		1- 3 - 30
535732		1- 3 - 43
535733		1- 3 - 70
535735		1- 3 - 21
535738		1- 3 - 77
535739		1- 3 - 92
535740		1- 3 - 29
535741		1- 3 - 13
535742		1- 3 - 13
535743		1- 3 - 28
535745		1- 3 - 4
535746		1- 3 - 50
535747		1- 3 - 49
535749		1- 3 - 66
535750		1- 2 - 97
		1- 3 -REF
535751		1- 3 - 69
535752		1- 3 - 57
535753		1- 3 - 62
535754		1- 3 - 67
535755		1- 3 - 7
535756		1- 3 - 9
535757		1- 3 - 9
535758		1- 4 -130
535759		1- 4 -130
535764		1- 2 - 26
535765		1- 2 -108
535766		1- 2 - 83
535767		1- 2 -150
535768		1- 2 - 79
535769		1- 2 -146
535770		1- 2 -102
		1- 2 -133
535771		1- 2 - 98
		1- 2 -121
535772		1- 2 -142
535773		1- 2 -138
535774		1- 2 -129
535775		1- 2 -125
535776		1- 2 -222
535777		1- 2 -106
		1- 3 -111
535778		1- 2 -183
535779		1- 2 -217
535780		1- 8 - 9
535781		1- 8 - 10
535782		1- 9 - 20
535784		1- 2 - 44
535785		1- 8 - 1
		1- 9 -REF
535786		1- 2 - 93
535789		1- 2 - 47
535790		1- 2 - 29
535791		1- 2 - 50
535792		1- 2 -113
535795		1- 2 - 29
535796		1- 2 -118
535797		1- 4 - 90
535798		1- 4 - 90
535806		1- 3 -106
535807		1- 8 - 31
535808		1- 10 - 5
535809		1- 10 - 11
535810		1- 8 - 26
		1- 10 -REF
535812		1- 8 - 35
535814		1- 3 - 83
535815		1- 2 -112
		1- 4 -REF

PART NO.	SPARE PART	SECTION, LIST AND INDEX NO.
535816		1- 3 - 72
535817		1- 3 - 75
535818		1- 3 - 76
535819		1- 3 - 79
535820		1- 3 - 80
535821		1- 2 - 27
		1- 3 - 27
535824		1- 2 -160
535826		1- 1 - 4
535828		1- 1 - 7
		1- 2 -201
535830		1- 1 - 5
		1- 2 -219
535831		1- 9 - 28
535832		1- 9 - 28
535845		1- 21 - 8
		1- 23 - 4
		2- 1 - 24
535846		1- 21 - 4
		2- 1 - 22
535847		1- 21 - 23
		2- 1 - 34
535940		1- 5 - 37
550511		1- 8 - 57
556522		1- 21 - 16
569879		2- 2 - 10
570043		2- 1 -REF
573963		2- 1 - 60
573964		2- 1 - 31
573965		2- 1 - 20
573966		2- 1 - 99
573967		2- 1 - 94
573968		2- 1 - 95
573969		2- 1 - 58
573970		2- 1 - 18
573971		2- 1 - 9
573973		2- 1 - 7
573974		2- 1 - 16
573975		2- 1 - 84
573977		2- 1 - 67
573978		2- 1 - 68
573980		2- 1 - 74
573981		2- 1 -101
574005		2- 1 - 59
574006		2- 1 - 38
574010		2- 1 - 71
574011		2- 1 - 70
574012		2- 1 - 73
575322		2- 1 - 72
575328		2- 1 - 61
589102		1- 9 - 32
591007		1- 42 - 21
595257		1- 27 -104
595970		1- 8 -269
596224		1- 42 - 31
		2- 2 - 5
596265		1- 12 - 14
		1- 17 - 26
597447		1- 28 - 65
597450		1- 8 - 91
		1- 8 -140
		1- 8 -140A
		1- 18 - 27
597918		1- 8 -128
597952		1- 8 - 73
598041		1- 42 - 31
		2- 2 - 5
598226		1- 20 - 6
598246		1- 20 - 6
		2- 1 - 1
598247		1- 20 - 9
		2- 1 - 5
598251		1- 20 - 10
		2- 1 - 4
598252		1- 20 - 11
		2- 1 - 6
598253		1- 20 - 8
		2- 1 - 3
598353		1- 28 - 67
598479		1- 27 -107

PART NO.	SPARE PART	SECTION, LIST AND INDEX NO.
598479-CONT		1- 28 - 69
598480		1- 28 - 68
598626		1- 42 - 22
598724		1- 20 - 8
608171		1- 27 - 83
		1- 28 - 59
609687		2- 1 - 54
		2- 2 - 14
801320		1- 30 - 4
802570		1- 42 - 44
		1- 42 - 52
1073412		1- 28 - 94
1073418		1- 6 -134
1073462		1- 6 -125
1090199		1- 6 - 69
1090395		1- 39 -204
1090870		1- 15 - 28
		1- 15 - 39
1090873		1- 1 - 90
		1- 2 -100
		1- 2 -104
		1- 2 -123
		1- 2 -127
		1- 2 -135
		1- 3 -104
		1- 4 -184
		1- 4 -188
		1- 6 -133
		1- 8 - 19
		1- 8 -202
		1- 9 - 44
		1- 9 - 48
		1- 9 - 56
		1- 11 - 19
		1- 16 -105
		1- 21 - 20
		1- 25 - 25
		1- 26 - 15
		1- 26 - 58
		1- 27 - 3
		1- 27 - 7
		1- 27 - 12
		1- 27 - 15
		1- 27 - 39
		1- 27 - 51
		1- 27 - 55
		1- 27 - 64
		1- 27 - 85
		1- 27 -111
		1- 27 -114
		1- 27 -117
		1- 28 - 61
		1- 28 - 73
		1- 28 - 76
		1- 28 - 79
		1- 29 - 9
		1- 39 - 4
		1- 39 - 71
		1- 39 - 92
		1- 39 -109
		1- 39 -125
		2- 1 - 46
		1- 6 -140
1090970		1- 8 - 18
1091035		1- 36 - 15
1091111		1- 4 - 8
1092125		1- 4 - 18
		1- 6 -121
1100523		1- 39 - 67
1103744		1- 42 - 8
2100878		1- 27 - 86
2101326		1- 42 - 53
2101327		1- 42 - 53
2101380		1- 39 - 53
2101389		1- 39 -182
2102364		1- 1 - 65
		1- 1 - 69
		1- 1 -102
		1- 8 -267
2102365		1- 1 - 63

PART NO.	SPARE PART	SECTION, LIST AND INDEX NO.	PART NO.	SPARE PART	SECTION, LIST AND INDEX NO.	PART NO.	SPARE PART	SECTION, LIST AND INDEX NO.
2102365-CONT		1- 1 - 73	2102367-CONT		1- 1 - 97	2103092-CONT		1- 17 -730
		1- 1 -100			1- 1 -104			1- 17 -731
2102366		1- 2 - 13			1- 1 -105	2103326		1- 25 - 7
		1- 1 - 80			1- 1 -107	2103404		1- 25 - 9
		1- 1 - 83			1- 1 -110	2103496		1- 14 - 17
		1- 1 - 95	2102368		1- 1 -111	2103558		1- 17 -710
		1- 1 - 98			1- 1 -116			1- 17 -711
		1- 1 -106			1- 1 -108			1- 17 -728
		1- 1 -109	2102369		1- 1 -114			1- 17 -729
2102367		1- 21 - 71			1- 1 -112	2109245		1- 28 - 12
		1- 1 - 64			1- 1 -115	2109246		1- 28 - 11
		1- 1 - 67	2102582		1- 33 - 19	2129726		1- 10 - 1
		1- 1 - 87	2103092		1- 17 -712	5303965		2- 1 - 78
		1- 1 - 93			1- 17 -714	5303966		2- 1 - 53